

# Kids' English

# 2

Uliwma orta bilim beriw mektepleriniń 2-klass ushin sabaqlıq

Qayta islengen hám toliqtirilǵan úshinshi basılım

Ózbekstan Respublikası Xalıq bilimlendiriw ministrligi tárepinen tastıyqlanǵan



TASHKENT  
«O'ZBEKISTON»  
2018

UO'K 811.111(075)  
KBK 81.2Ingl  
K 40

Avtorlar usı oqıw-metodikalıq toplanınıń jaratılıwına biyminnet járdemleri hám qımbatlı másláhátleri ushin Britaniya Keńesi direktorı S. Maknaltige hám de Respublika bilimlendiriw orayı qánigelerine óz minnetdarshılıǵın bildiredi.

Oqıw-metodikalıq toplanın sınavdan ótkeriwde qatnasqan respublikamızdıń barlıq mektep oqıtıwshıları hám oqıwshılarına hám de usı toplanı boyınsha 1—2-klaslardıń oqıtıwshıların tayarlawda qatnasqan trenerlerge, sonday-aq, Ullı Britaniya, Norvidj til úyretiw institutı akademiyasınıń direktorı Rod Bolaytoǵa, IATEFL wákili Les Kirkxemge, Britaniya Keńesi joybar bas menedjeri Natalya Sarikovaǵa, inglis tilin úyretiw boyınsha xalıqaralıq másláhátshiler Uendi Arnold hám Bern Bryuerton hám de basqa pikir bildiriwshilerge ayırıqsha minnetdarshılıq bildiredi.

Avtorlar toparı

S.S. Xan, L.H. Jurayev, K.A. Inogamova, O.N. Maxsudova

Ilimiy másláhátshi:

M.T. Irisqulov

Ózbekstan Mámleketlik jáhán tilleri universiteti janındaǵı  
Shet tillerin oqıtıwdıń innovaciyalıq metodikaların rawajlandırıw  
Respublika ilimiy-ámeliy oraylıq bólim baslıǵı, professor

Arnawlı redaktor:

**Bóribay Shaniyazov** — f. i. kandidatı, NMPInıń aǵa oqıtıwshısı;

**Roza Rzaeva** — NMPInıń aǵa oqıtıwshısı.

**Alima Urazova** — TITU Nókis filiali aǵa oqıtıwshısı.

### Shártli belgiler:



— tırlap túsiniw yaki video shınıǵıwların orınlaw;



— oyın tárizdegi shınıǵıwlardı orınlaw;



— kúshli oqıwshılar yaki klaslar ushin qosımsha tapsırma;



— oqıwshılardıń belsendiligin asırıw ushin dene shınıǵıwlar;



— jumıs dápterine jazıw, súwretler soǵıw, boyaw hám t.b. ushin arnalǵan tapsırmalar;



— sóylew ámeliyatı ushin dialog teksti.

**Respublika maqsetli kitap qorı qarjıları esabınan  
basıp shıǵarıldı.**

ISBN 978-9943-28-126-4

© S. Xan hám basq., 2014, 2016, 2018  
© «O'ZBEKISTON» NMIU, 2014, 2016, 2018  
*Qaraqalpaqsha awdarma*  
© «Bilim» baspası, 2016, 2018

## **Áziz oqıwshılar hám ata-analar!**

**Kids' English 2** oqıw-metodikalıq toplamı Ózbekstan Respublikası Prezidentiniń 2012-jıl 10-dekabrdegi «Shet tillerin úyreniw sistemasın jáne de jetilistiriw ilajları haqqındaǵı PQ-1875-sanlı qararında belgilengen talaplar hám wazıypalardan kelip shıqqan halda inglis tilin úyretiwdiń eń zamanagóy hám aldınǵı pedagogikalıq texnologiyalar hám de metodlar principiari tiykarında jaratıldı.

Oqıw-metodikalıq toplam Sabaqlıq, Jumıs dápteri, Multime-diya resursı hám de Oqıtıwshı ushın metodikalıq qollanbalardan ibarat bolıp, olar 2-klasqa endi qádem qoyǵan kishkene balalarımız inglis tilinde dáslepki sabaq alıwına bahalı járdem beretuǵın kóplegen qızıq hám ájayıp shınıǵıwlar, oyunlar, qosıqlar hám t.b. lardı óz ishine alǵan. Olardı balalarımızǵa maqsetke muwapıq túrde jetkerip beriwde, álbette Siz áziz oqıtıwshılar hám ata-analardıń úlesi úlken.

2-klastan baslap oqıw, jazıw, tıńlap túsiniw hám sóylew tiykarında inglis tilin úyretiwge arnalǵan usı oqıw-metodikalıq toplam kemshiliksiz emes ekenligi tábiyiy. Sonıń ushın oqıw-metodikalıq toplam boyınsha bildiretuǵın pikirlerińiz biz avtorlar ushın bahalı.

Oqıw-metodikalıq toplam balalardı zeriktirmeydi, kerisinshe inglis tilin úyreniwge qızıǵıwshılıq oyatıw menen birge quwanış baǵıshlaydı degen úmittemiz.

*Avtorlar*

<b>Units and Lessons</b>		<b>Pages</b>
<b>Unit 1 All around me</b>		
Lesson 1	A – apricot, B – bee	6
Lesson 2	I have ...	8
Lesson 3	This is my friend.	10
Lesson 4	Let's play!	12
<b>Unit 2 Days of the week</b>		
Lesson 1	I can ...	14
Lesson 2	What's your favourite day?	16
Lesson 3	Sunday, Monday ...	18
Lesson 4	Let's play!	20
	<b>Revision 1</b>	21
<b>Unit 3 My free time</b>		
Lesson 1	I like ...	22
Lesson 2	On Sunday we ...	24
Lesson 3	What's that?	26
Lesson 4	Let's play!	28
<b>Unit 4 My hobby</b>		
Lesson 1	I collect trains.	30
Lesson 2	What's your hobby?	32
Lesson 3	I have eight planes.	34
Lesson 4	Let's play!	36
	<b>Revision 2</b>	37
<b>Unit 5 My day off</b>		
Lesson 1	We like playing tag.	38
Lesson 2	Do you like ...?	39
Lesson 3	I don't like ...	40
Lesson 4	Let's play!	41
<b>Unit 6 School things</b>		
Lesson 1	Eleven, twelve ...	42
Lesson 2	We have ...	43
Lesson 3	Can I have a pen, please?	44
Lesson 4	Let's play!	45
	<b>Revision 3</b>	46
	<b>I can ...</b>	46
<b>Unit 7 My school</b>		
Lesson 1	Our school is big.	47
Lesson 2	The door is brown.	48
Lesson 3	Is this ...?	49
Lesson 4	Let's play!	50
	<b>Revision 4</b>	51
	<b>I can ...</b>	52
<b>Unit 8 Time</b>		
Lesson 1	In the morning	53
Lesson 2	It's 2 o'clock.	54
Lesson 3	What's the time, Mr Wolf?	55



<b>Units and Lessons</b>		<b>Pages</b>
Lesson 4	Let's play!	56
	<b>Revision 5</b>	57
<b>Unit 9 School subjects</b>		
Lesson 1	My favourite subject	58
Lesson 2	Sevara likes maths.	59
Lesson 3	Sevara doesn't like ...	60
Lesson 4	Let's play!	61
	<b>Revision 6</b>	62
	<b>I can ...</b>	63
<b>Unit 10 Months</b>		
Lesson 1	January, February ...	64
Lesson 2	There are 30 days in ...	65
Lesson 3	What's your favourite ...?	66
Lesson 4	Let's play!	67
	<b>Revision 7</b>	68
<b>Unit 11 Holidays</b>		
Lesson 1	I like presents.	69
Lesson 2	It's in September.	70
Lesson 3	Happy Navruz!	71
Lesson 4	Let's play!	72
	<b>Revision 8</b>	73
	<b>I can ...</b>	74
<b>Unit 12 My day</b>		
Lesson 1	I make my bed.	75
Lesson 2	It's time ...	76
Lesson 3	You are late!	77
Lesson 4	Let's play!	78
	<b>Revision 9</b>	79
<b>Unit 13 Clothes</b>		
Lesson 1	She has a pink dress.	80
Lesson 2	Where are my shorts?	81
Lesson 3	Do you like your uniform?	82
Lesson 4	Let's play!	83
	<b>Revision 10</b>	84
	<b>I can ...</b>	84
<b>Unit 14 The world of fairy tales</b>		
Lesson 1	I like cartoons.	86
Lesson 2	On the farm	87
Lesson 3	Let's go to Susambil!	88
Lesson 4	Let's play!	89
	<b>Revision 11</b>	90
	<b>Revision 12</b>	91

Unit 1 All around me

Lesson 1 A – apricot, B – bee

1



**Listen and sing.**

Тiрлаћ хам қосиқ аytiрiн.

2a



**Look, listen and point.**

Сўwретке қараћ, тирлаћ хам кўрсетiн.



2b



**Play “I can say ...”.**

«Men ayta alaman ...» oytin oynaћ.

e.g. **A:** a cat.

**B:** I can say “Meow”.

3



**Play “1, 2, 3 – hop! 1, 2, 3 – stop!”**

«1, 2, 3 – hop! 1, 2, 3 – stop!» oytin oynaћ.






4



**Write the letters.**

Háriplerdi jazırń.

**Aa**



**Bb**

5a



**Look at A. Count and match.**

**A** súwretke qarań. Haywanlardı sanań hám sáykes súwret hám sandı belgileń.



5b



**Look at B. Listen and repeat.**

**B** Súwretke qarań. Tırılań hám tákirarlań.

## Unit 1 All around me

### Lesson 2 I have ...



1

**Listen and sing.**


Тірлаң һәм ҡосыҡ айтиң.



2

**Look and say.**

Сўвретке ҡараң һәм айтиң.

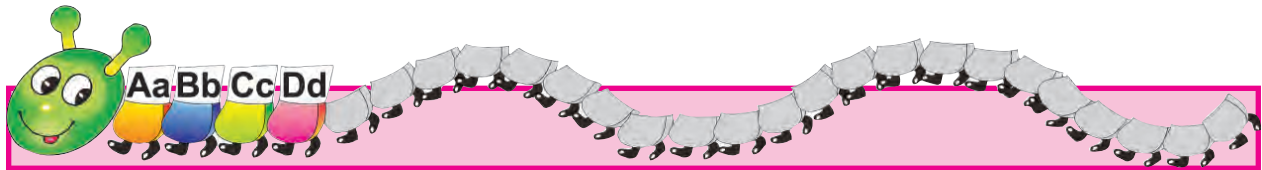


3

**Play "I have two grandads".**

«Мениң еки атам бар» ойнаң.





4



**Write the letters.**

Háriplerdi jazıń.



Cc



Dd




5




**Work in pairs. Play “Look and guess”.**

Jupliqta orınlań. «Qarań hám tabıń» oyınını oynań.



Unit 1 All around me

Lesson 3 This is my friend.

- 1  **Listen and sing.**  
Tińlań hám qosıq aytıń.

His name's Aziz.  
My name's Sevara.

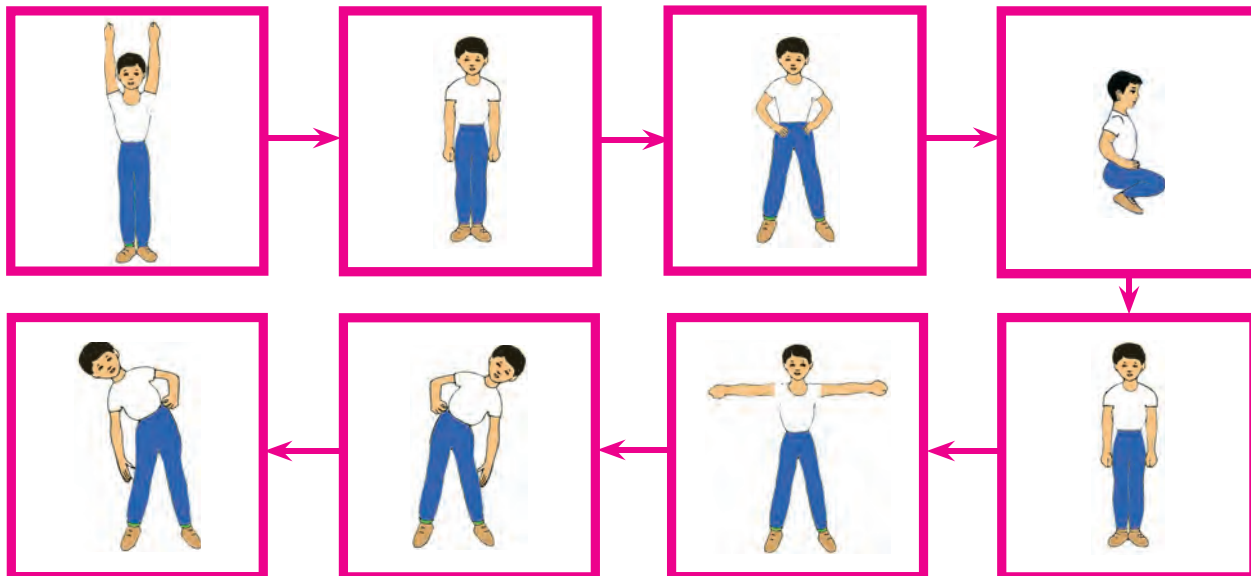
- 2  **Play "Snowball".**  
«Qar to bı» oyının oynań.



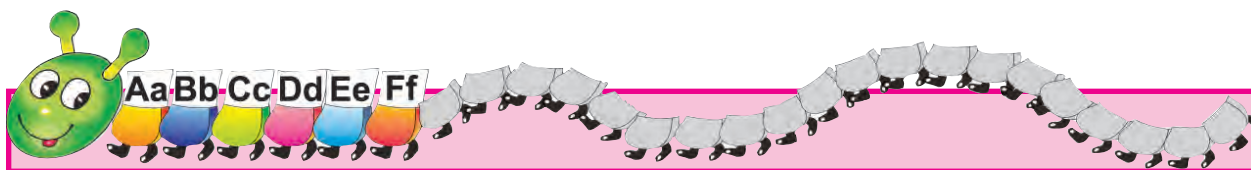
- 3  **Play "This is my friend. His name's ...".**  
«Bul meniń dostım. Onıń atı ...» oyının oynań.



- 4  **Look and do.**  
Súwretke qarań hám orınlań.



His name's Aziz. =  
His name is Aziz.



5



**Write the letters.**

Háriplerdi jazırń.



**Ff**




**Ee**

6



**Play "Letters".**

«Háripler» oyının oynań.



































Unit 1 All around me

Lesson 4 Let's play!

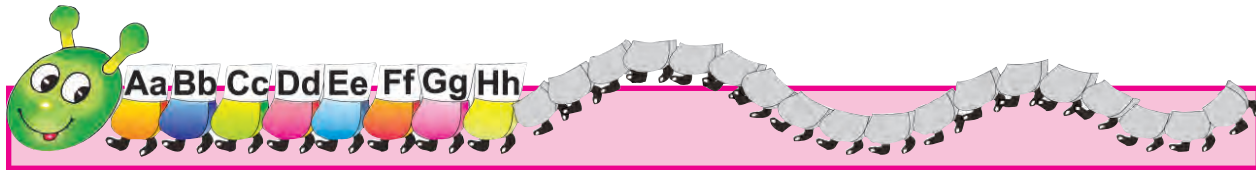
1  **Listen and sing.**  
Tińlań hám qosıq aytıń.

2  **Work in pairs. Play "Revision game".**  
Juplıqta orınlań. «Tákirarlaw oyın»ın oynań.



	A	B	C	D	E	F
1						
2						
3						
4						
5						

It's a cat. = It is a cat.



3



**Write the letters.**

Háriplerdi jazırń.



Gg



Hh



4



**Play "Bingo".**

«Bingo» oyunın oynań.



**Colour Bingo**


**Toy Bingo**


## Unit 2 Days of the week

### Lesson 1 I can ...



**1**  **Listen and repeat.**  
Tińlań hám tákirarlań.

**2a**  **Play "Jump".**  
«Sekiriń» oynın oynań.



**e.g. A:** Jump.

**B:** I can jump.




**2b** **Work in pairs. Point and say.**  
Jupliqta orınlań. Kórsetiń hám aytıń.

**2c**  **Work in pairs. Mime and say.**  
Jupliqta orınlań. Ím menen kórsetiń hám aytıń.







3



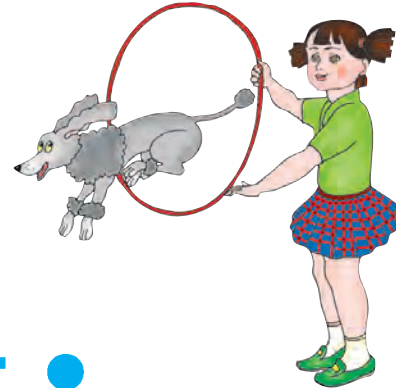
**Write the letters.**  
Háriplerdi jazıń.



in



Ii




Jj



4



**Play "Letters".**  
«Háripler» oynıń oynań.



## Unit 2 Days of the week

### Lesson 2 What's your favourite day?



1

**Listen and sing.**

Tiňlaň hám qosıq aytıń.



2

**Play "Ball".**

«Top» oyının oynań.

e.g. **A:** (throws a ball) Sunday.



3




**Listen and repeat.**

Tiňlaň hám tákirarlań.

What's = What is



4   **Write the letters.**  
Háriplerdi jazıń.





LI




Kk



5   **Play "Interview".**  
„Intervyu“ oyının oynań.

What's your favourite day?



6   **Write, draw and colour.**  
Jazıń, sizıń hám boyañ.



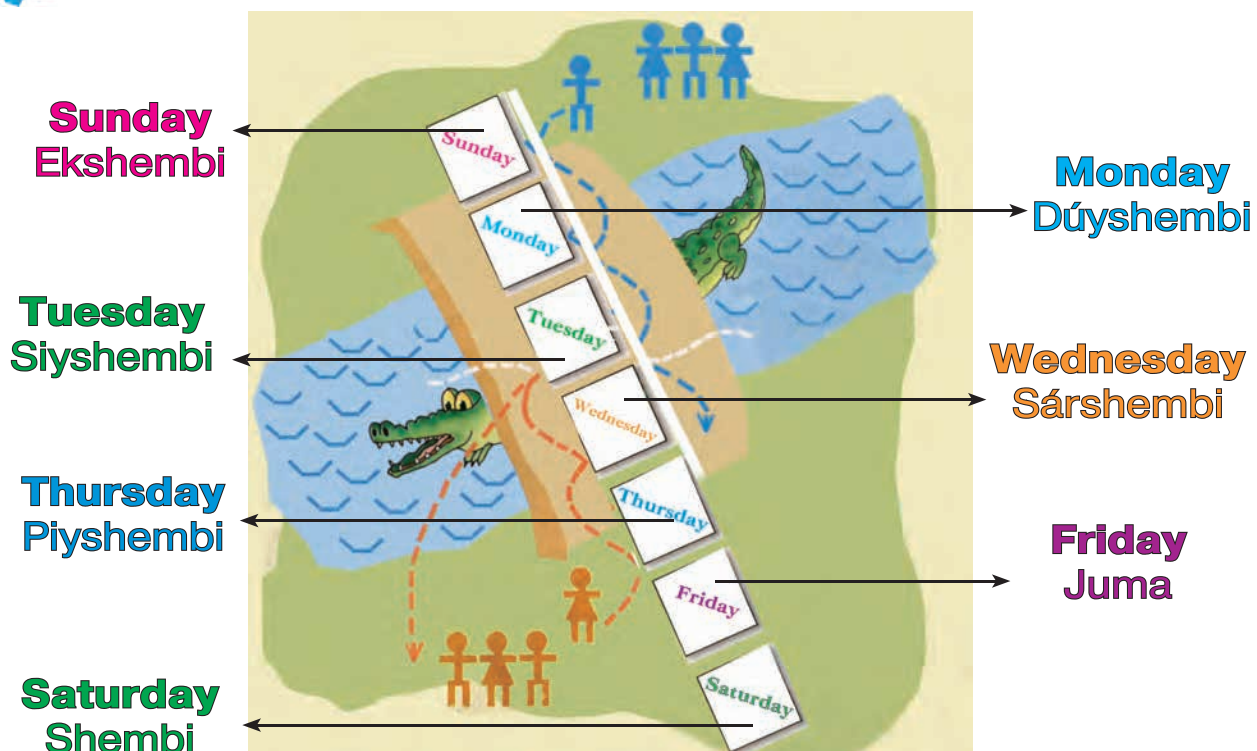
## Unit 2 Days of the week

### Lesson 3 Sunday, Monday ...

- 1  **Listen and sing.**  
Tińlań hám qosıq aytıń.



- 2  **Play "Cross the river".**  
«Dáryadan ótiń» oyınını oynań.







3



**Write the letters.**

Háriplerdi jazıń.



Nn



Mm

4



**Play "Do sums".**

«Misallardı sheshiń» oyınını oynań.

10  
 $9+1$   
 $8+2$

$9+1=10$



$14+6=20$





20  
 $14+ 6$   
 $7+13$

$9+1=10$

Nine plus one is ten.

## Unit 2 Days of the week

### Lesson 4 Let's play!

-  **1 Listen and sing.**  
Tińlań hám qosıq aytıń.
-  **2 Play "Run and take".**  
«Juwır hám al» oyının oynań.
-  **3 Read and match.**  
Oqıń hám sáykes kelgen sózdi belgileń.
-  **4 Work in pairs. Play "Make a word".**  
Juplıqta isleń. «Sóz jasań» oyının oynań.



## Revision 1

1



**Play “ABC”.**  
„ABC“ oyunin oynań.

2



**Play “Snakes and Ladders”.**  
«Jılanlar hám zángiler» oyunin oynań.



**Move up!** ↑  
Joqarıǵa qaray háreket etiń.

**Move down!** ↓  
Tómengge qaray háreket etiń.

25	26	27 19+1=	28 10, 9, ..., 1	29	30 Ek-shembi
24	23 20, ..., 25	22	21	20	19 3+5=
13 7+12=	14 Juma	15	16 Shembi	17	18
12 3+6=	11 Piy-shembi	10	9 Sár-shembi	8 11+7=	7
1	2 Dúy-shembi	3	4 5+4=	5 Siy-shembi	6 10, ..., 15



## Unit 3 My free time

### Lesson 1 I like ...

1



**Listen and repeat.**

Ті́ла́ň һа́м та́кіра́лаň.



2a



**Look, listen and tick.**

Қараň, ті́ла́ň һа́м белгілеň.

2b



**Play “What colour do you like?”.**

«Qanday reňdi unatasız?» oyunın oynaň.



3



**Work in pairs. Play “I like lemons”.**

Juplıqta isleň. «Limonlardı jaqsı kóremen»  
oyunın oynaň.





4



**Write the letters.**

Háriplerdi jazır.



Oo



Pp




5



**Play “I like ...”.**

«Men ...» di unataman oyının oynañ.




## Unit 3 My free time

### Lesson 2 On Sunday we ...

1  **Play “What’s your favourite game?”**  
«Unatatuǵın oyınıń qanday?» oyının oynań.

2a **Look, listen and repeat.**  
Qarań, tıńlań hám tákirarlań.

On Monday we play handball.



2b  **Play “On Monday we play ...”.**  
«Dúyshembi kúni biz ... oynaymız» oyının oynań.





3



**Write the letters.**


Háriplerdi jazıń.



Qq

?

Rr



4



**Listen and say the chant.**

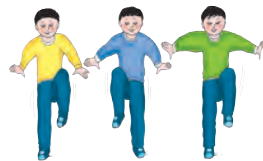
Chantı tıńlań hám aytıń.



Monday



Tuesday



Wednesday



Thursday



Friday



Saturday,

one, two, three.

Sunday



come with me.


Monday  
**on** Monday



## Unit 3 My free time

### Lesson 3 What's that?

- 1a**  **Look, listen and repeat.**  
Qarań, tıńlań hám tákirarlań.



Look! That's a lion.

And that's a tiger.



- 1b** **Point and say.**  
Kórsetiń hám aytiń.  
e.g. That's a ...

- 1c** **Work in pairs. Ask and answer.**  
Jupliqta isleń. Sorań hám juwap beriń.

**A:** (points) What's that?

**B:** That's a crocodile.

- 2**  **Play "Listen and guess".**  
«Tıńlań hám tabıń» oyınını oynań.



**A:** It's big. It can swim.

**B:** That's a crocodile.



3





**Write the letters.**

Háriplerdi jazırń.



Tt



Ss



4



**Look and say.**

Qarań hám aytırń.



This is a dog.  
That's a cow.

That's a kite. =  
That is a kite.

## Unit 3 My free time


### Lesson 4 Let's play!



**1 Listen and sing.**  
Tińlań hám qosıq aytıń.



**2 Play "Find your pair".**  
«Jubırıdı tap» oynıń oynań.



**4a Work in pairs. Make sentences.**  
Juplıqta isleń. Gápler dúziń.



**4b Play "Running dictation".**  
«Juwırıw diktantı» oynıń oynań.





3



**Write the letters.**

Háriplerdi jazırń.



Uu





Vv

5



**Play “Look and say”.**

«Qarań hám aytıń» oyının oynań.



6



**Play “ABC”.**

«Álipbe» oyının oynań.





## Unit 4 My hobby

### Lesson 1 I collect trains.



#### 1 Listen and repeat.

Tírlań hám tákirarlań.


2a

#### Look, read and match.

Qarań, oqıń hám súwretke say gápti tabıń.



What's this?



It's a kite.

It's a ball.



It's a doll.

It's a plane.



It's a car.

It's a train.

2b



#### Read, draw and write.

Oqıń, sıziń hám jazıń.

2c



#### Play "I collect trains".

«Poezdlar toplayman» oyının oynań.



3



**Write the letters.**

Háriplerdi jazırń.

Xx



taxi



box

Ww




4



**Read and match.**

Oqırń hám tekstke tuwrı keletuđın súwretti tabırń.

- 1 Hi. My name's Ben. I like books.
- 2 Hello. My name's Ann. I like films.
- 3 Hello. My name's Kate. I like computer games. I have 20 computer games.



## Unit 4 My hobby





### Lesson 2 What's your hobby?

1  **Listen and sing.**  
Tiňlaň hám qosıq aytıń.

2  **Play "What's your hobby?"**  
«Jaqsı kóretuđın shınıđıwıńız ne?» oyının oynań.

e.g. **A:** What's your hobby?

**B:** My hobby's planes.



3  **Work in groups. Play "Let's play games".**  
Toparlarda isleń. «Keliń, oýınlar oýnaymız».







4




**Write the letters.**

Háriplerdi jazír.

Yy

Do you like yellow?

Zz



5



**Look, listen and read.**

Qarań, tírlań hám oqır.



Tigers and lions In the zoo.

Kangaroos, crocodiles, Zebras too.

Count the monkeys Two by two.

All the animals In the zoo.



## Unit 4 My hobby

### Lesson 3 I have eight planes.



#### 1 Listen and sing.

Тiнлаñ хám qosiq ayтiñ.



#### 2a Look, listen and write.

Qarañ, тiнлаñ хám jazиñ.

I collect planes.

Zumrad

Jasur

Lucy

Zarina

Harry

Umid

2b



#### Work in pairs. Point and say.

Toparlarda isleñ. Kórsetiñ хám ayтiñ.

e.g. **A:** (points)

**B:** My name's Zumrad. I collect planes.  
I have eight planes.


2c



#### Complete the sentences.

Gáplerdi toliqtiriñ.



**3a**  **Play “Are you a parrot?”**  
«Siz totiqussiz ba?» oyinini oynań.

I have two legs and two wings.



Are you a parrot?

**3b**  **Play “How many legs do you have?”**  
«Sizdiń neshe ayaǵıńız bar?» oyinini oynań.



## Unit 4 My hobby

### Lesson 4 Let's play!

1



**Listen and sing.**

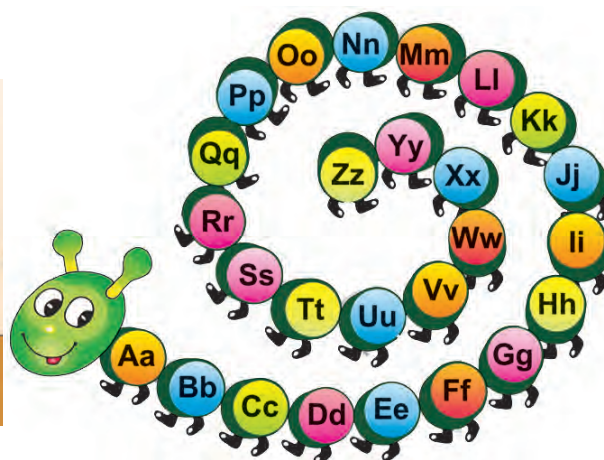
Тiрлаñ хám qosıq aytıñ.

2a



**Look, listen and repeat.**

Qarañ, тiрлаñ хám тákirarlañ.



2b



**Sing "ABC song".**

«ABC qosıgın» aytıñ.

2c



**Look and complete.**

Qarañ хám тákirarlañ.



3



**Play "ABC".**

«Álipbe» oyının oynañ.



4



**Play "Name Line".**

«Atırızdıñ tártibi boyınsha diziliñ» oyının oynañ.






## Revision 2

**1**  **Work in pairs. Play “Make a word”.**  
Jupliqta isleń. «Sóz jasań» oyının oynań.

**2**  **Listen, repeat and do.**  
Tıńlań, tákirarlań hám orınlań.






**3**  **Work in pairs. Play “Questions”.** **Choose a colour and a category.**  
Jupliqta isleń. «Sorawlar» oyının oynań. Tuwrı kelgen reń hám toparın tańlań.

e.g. **A:** Name, pink.

**B:** What’s his name?



His name is ...

Points	Name	Favourite	Hobby
5	What’s your name?	What’s your favourite colour? 	What’s your hobby?
10	What’s his name? 	What’s your favourite day?	What’s his hobby? 
15	What’s her name? 	What’s your favourite season?	What’s her hobby? 

Unit 5 My day off

Lesson 1 We like playing tag.

1a  Look, listen and repeat.



watching TV



playing see-saw



Bingo!

playing games



playing tag

playing hopscotch



1b  Work in pairs. Point and say.

e.g. A: (points).

B: Playing hopscotch.

2 Listen and repeat.

Playing hopscotch,

Playing games,

Playing see-saw,

Playing tag.

3a  Play "I like playing tag".

3b  Work in groups of 4. Play "You like ...".

e.g. A: (mimes).

B: You like playing hopscotch.

4  Write the sentences.

I like playing  
I like running

Unit 5 My day off

Lesson 2 Do you like ...?

1  Sing the song.


2a  Look, listen and repeat.

Do you like jumping a rope?



Yes, we do.

Do you like swimming?



No, I don't.

2b  Work in pairs. Play "Ask and answer".

A: Do you like jumping?



B: No, I don't. (Yes, I do.)

Do you like climbing?



No, I don't.

3a  Listen and tick.

3b  Complete the sentences.

Do you like ...?

Yes, I do. / No, I don't.

Unit 5 My day off

Lesson 3 I don't like ...

1  Listen and sing.

2a  Look, listen and repeat.

Granny, do you like flowers?

1  Hello! My name's Beeny.

I like sunny days. I don't like rainy days.

2  Zzzzz... Yes, I do. I like flowers! My favourite season is spring.

3   No, I don't. I like honey and counting. And I don't like lazy boys!

Grandad, do you like playing tag?

4  

2b   Look, read and match.

3a  Listen and repeat.

grass water corn carrot cabbage

3b  Read and match.

3c  Play "They like/don't like ...".

I like sunny days.  
I don't like rainy days.



# Unit 5 My day off

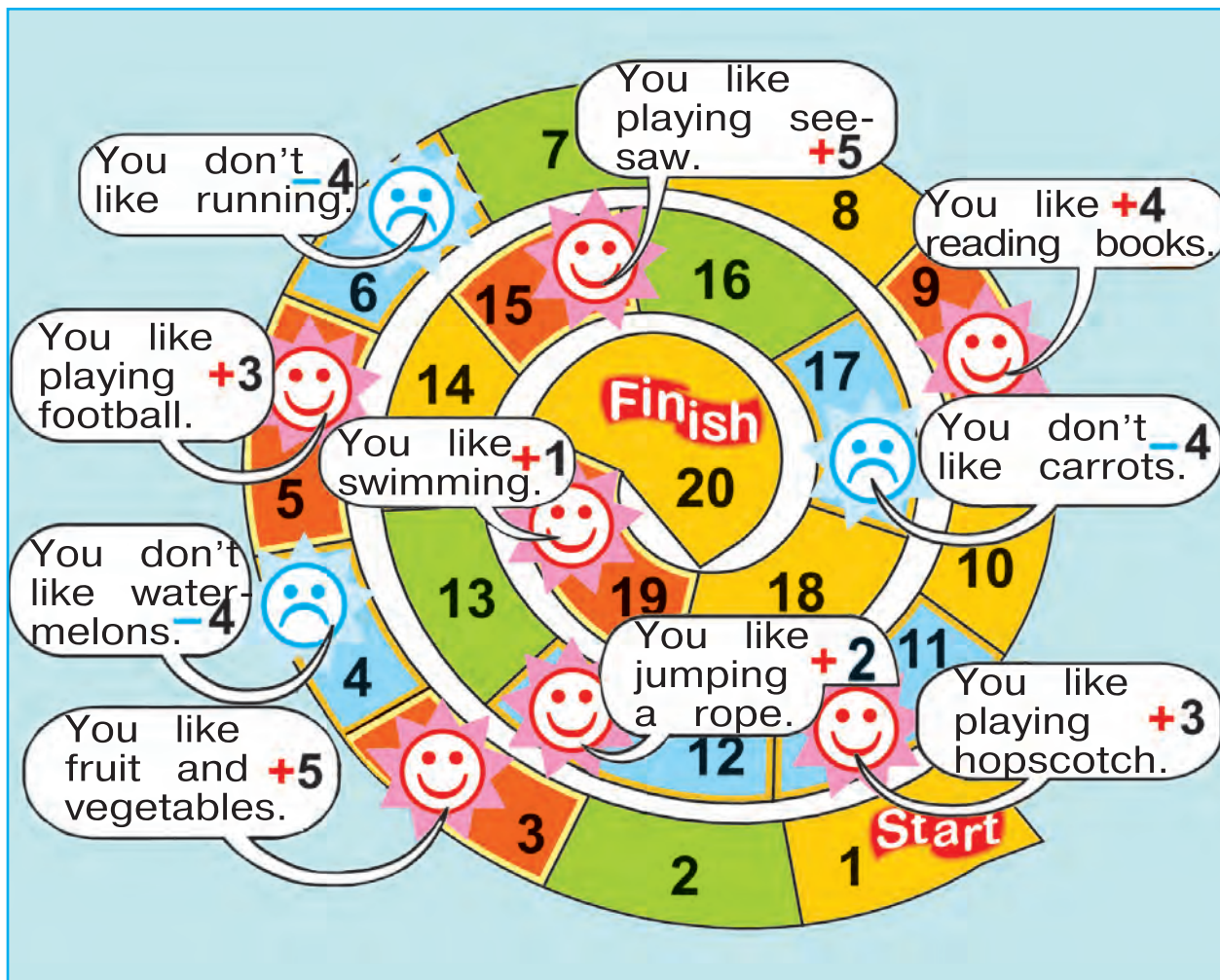
## Lesson 4 Let's play!

1a  Look, listen and repeat.



1b  Sing and play.

2  Play "You like / don't like ...".




## Unit 6 School things

### Lesson 1 Eleven, twelve ...

1  Listen and sing.

2a  Look, listen and repeat.

one	eleven
two	twelve
three	thirteen
four	fourteen
five	fifteen
six	sixteen
seven	seventeen
eight	eighteen
nine	nineteen
ten	twenty



2b   Write the numbers.

3   Play “Numbers”.

4   Play “More. Less”.

5  Play “How old is your sister?”

## Unit 6 School things

### Lesson 2 We have ...

1  Listen and sing.

2  Look, listen and repeat.



an album



a pencil case



a sharpener

3  Play "Memory game".

an eraser

4   Play "Numbers".



5a   Work in groups of 4.  
Play "We have ...".

colour pencils

We have five pink pens.



5b  Play "Reporting".



**A:** We have ten blue pencils.

**B:** We have seven blue pencils.

6   Play "Run and tap".



Unit 6 School things

Lesson 3 Can I have a pen, please?



Listen and sing.



Write the words in the right column.



Look, listen and repeat.

Can I have a somsa, please?

Thank you.

Here you are.



Look and complete.



Work in pairs. Play “Can I have ... ?”

A: Can I have a ...?

B: Yes, here you are.

A: Can I have a ...?

B: No, sorry.



Look and do.



Work in groups of 4/5. Play “Please”.

A: Can I have a pen?

B: No, sorry.

A: Can I have a pen, please?

B: Yes. Here you are.



Unit 6 School things

Lesson 4 Let's play!

1  Listen and sing.

2  Look, listen and repeat.

What's in your bag?



I have pens, books, pencils, a hot dog ...



It's not a hot dog.  
It's a "hot cat!"



Oh, no!

Meow ...



3   Play "What's in your bag?"

4   Play "Five questions".

5   Play "Bingo".

6  Silent picture dictation.

## Revision 3

1 Play “Memory game”.



2 Play “I like .../don't like ...”.

e.g. I like bananas. I don't like apples.

3 Play “Numbers”.



4 Work in pairs. Ask and answer.

1 3 5 10 12 15 16 17 18 20

e.g. Pupil 1: Blue.

Pupil 2: One.



5    Play “Make a word”.



## I can ...

6 Work in pairs. Do the quiz “I can ...”.

1) I can say the ABC.

Álipbeni ayta alaman.



A



B



C



D

2) I can speak and write about my family.

Shańarađım haqqında aytıp, jaza alaman.

e.g. I have ...

3) I can say the days of the week.

Hápte kúnlerin ayta alaman.

e.g. Monday ...

4) I can speak about my hobby.

Unatatuđın shınıđıwım haqqında ayta alaman.

e.g. My hobby's ...

5) I can count, read and write from 1 to 20.

1 den 20 ға deyin sanap, oqıp hám jaza alaman.

## Unit 7 My school

### Lesson 1 Our school is big.

1  Listen and repeat.

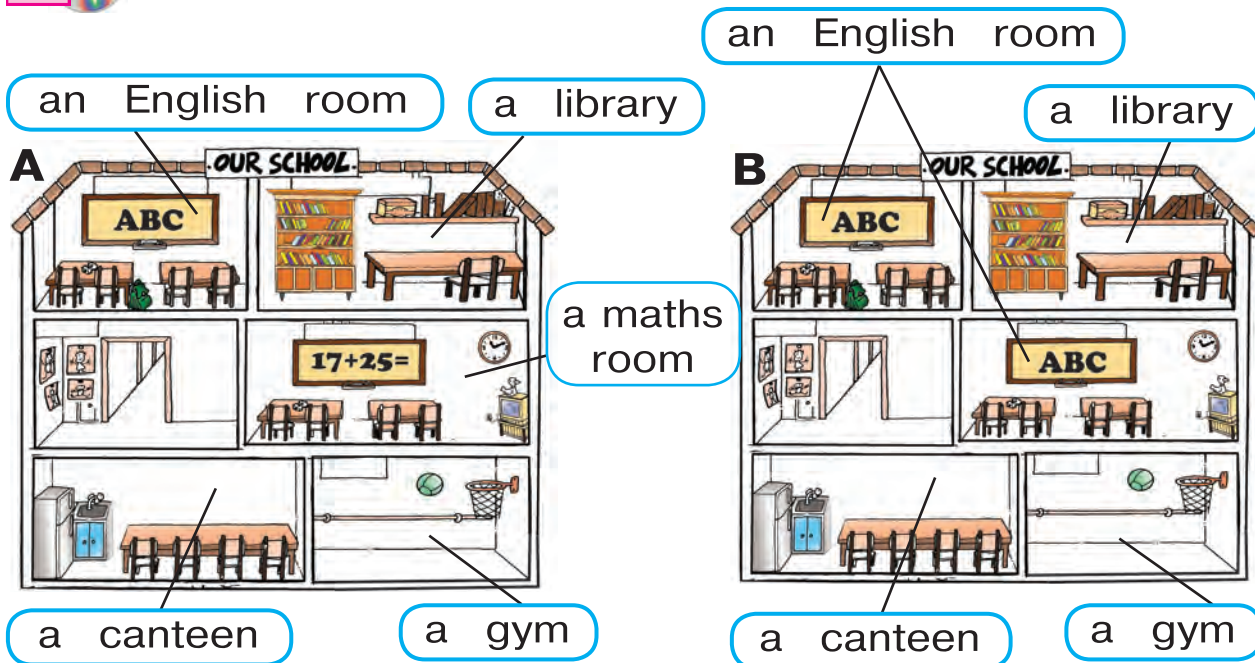
2a Look, listen and repeat.

our school classroom  
library gym canteen

2b Work in pairs. Point and say.

3 Look, listen and do.

4a  Look, listen and guess.



4b  Work in pairs. Look and write.

4c  Work in pairs. Show and say.

e.g. This is our school.

It's ... .

We have ... .

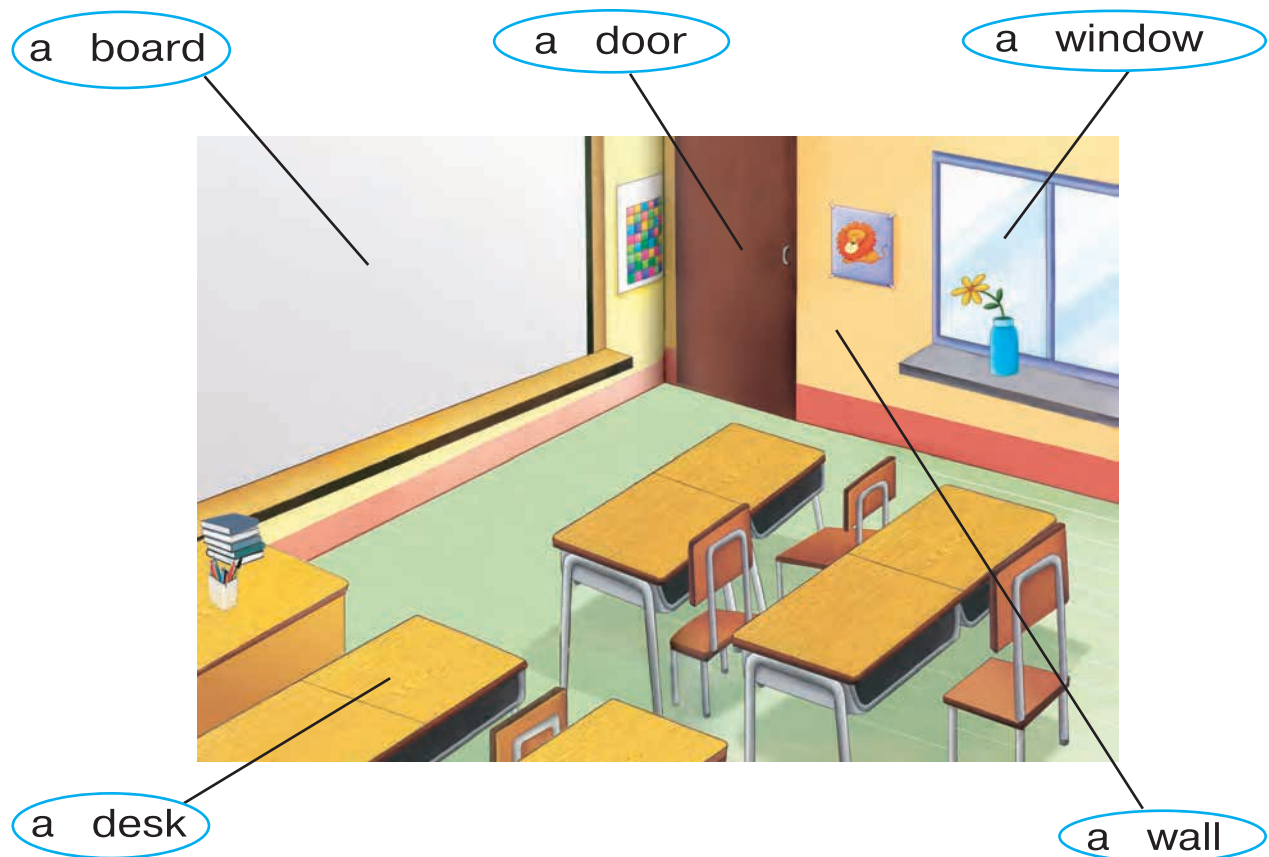
## Unit 7 My school

### Lesson 2 The door is brown.

1  Listen and repeat.

2 Listen and complete.

3a  Look, listen and repeat.



3b  Play "Run and tap".

4  Read and stick.

5  Look and complete.

6  Look and write.



Unit 7 My school

Lesson 3 Is this ...?

1a Look and say.

Good morning, Mr Brown.

This is my teacher, Mr Brown.

Good morning.

This is my teacher, Mrs Green.

Good morning.

Good morning, Mrs Green.

1b Work in threes. Play "Teachers".

2 Look, listen and point.

3 Look and read.

Is this a library?

Is this a library?

Where's the library?

Oh, no!  
This is a gym.

No, it's an English room.

Is that a library?

Is this a library?

No, it's a canteen.

Hm...

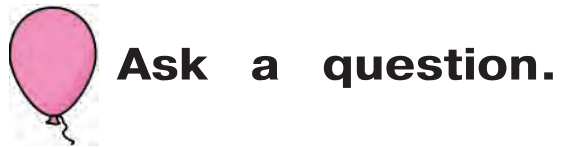
Yes. Do you like reading books?

4   Look and complete.

Unit 7 My school

Lesson 4 Let's play!

1 Play "Look and say".









2  Work in groups. Play "This is my school".

## Revision 4

1   Play "Make a word".

2 Work in two teams. Choose and Say.

Points	Classroom	School	Read and answer	Read and do
1	<p>This is ... .</p> 	<p>That is a ... .</p> 	<p>What colour is the door?</p>	<p>Stand up, go to the board and say: "This is my teacher Mrs/Mr ...".</p>
2	<p>The books are ... .</p> 	<p>Is this ...?</p> 	<p>What's this?</p> 	<p>Look and say the time.</p> 
3	<p>Complete. Desk, board, ..., ... and ... .</p>	<p>Say five school rooms.</p>	<p>What's on the table?</p>	<p>Go to the door. Open it. Say "Good bye".</p>
4	<p>Our class-room is ... .</p>	<p>Our library is ... .</p>	<p>What's in your class-room?</p>	<p>Say seven days of the week.</p>



## I can ...

### 3 Work in pairs. Do the quiz “I can ...”.

#### 1) I can speak about school things.

Oqıw quralları haqqında ayta alaman.

e.g. I have ... It's ...



#### 2) I can say and write about my free time.

Bos waqıtım haqqında aytıp, jaza alaman.

e.g. I like ...

#### 3) I can say and write about my Sunday.

Demalıs kúnım haqqında aytıp, jaza alaman.

e.g. On Sunday I ...

#### 4) I can use “This is ...” and “That is ...” in sentences.

“This is ...” hám “That is ...” sózlerin gáplerde qollana alaman.

e.g. This is a book. That is a door.


#### 5) I can ask questions using “Is this ...?/Is that ...?” and answer them.

“Is this ...?/Is that ...?” sózleri járdeminde sorawlar bere alaman hám olarğa juwap bere alaman.

Is this a dog?



Is that a kite?





## Unit 8 Time

### Lesson 1 In the morning

1 Sing the song.

2  Look and say.



morning





afternoon



evening

3a  Read and complete the table.



1 get up 2 brush teeth 3 have  
breakfast 4 go to school 5 play  
games 6 watch TV

3b Play “Point and say”.

3c Work in pairs. Play “Miming”.

e.g. A: Brush teeth. B: (mimes).

4 Work in pairs. Listen and say.

e.g. A: I get up ... . B: ... in the morning.

5   Write three sentences.

e.g. I brush teeth in the morning.

## Unit 8 Time

### Lesson 2 It's 2 o'clock.

1  Look, listen and say.



It's 2 o'clock.



It's 2.30.

2  Look and do.




3   Listen, repeat and write the time.

4  Play "My favourite time".

e.g. **A:** What's your favourite time?

**B:** It's three o'clock. (I play games.)

5   Play "Clock".



6   Play "Time Bingo".

## Unit 8 Time

### Lesson 3 What's the time, Mr Wolf?

1  Work in pairs. Listen and repeat.

What's the time?

It's eleven o'clock.



Thank you.



2   Work in pairs. Ask and complete.

3  Play "What's the time, Mr Wolf?"

4a Look and say.

at  = at eight o'clock

at  = at twelve thirty

4b  Play "I get up at 7 o'clock".

e.g. A: Get up.

B: I get up at 7 o'clock. Have breakfast.

C: I have breakfast at ... .

5   Write three sentences.

e.g. I have breakfast at 7.30.

## Unit 8 Time

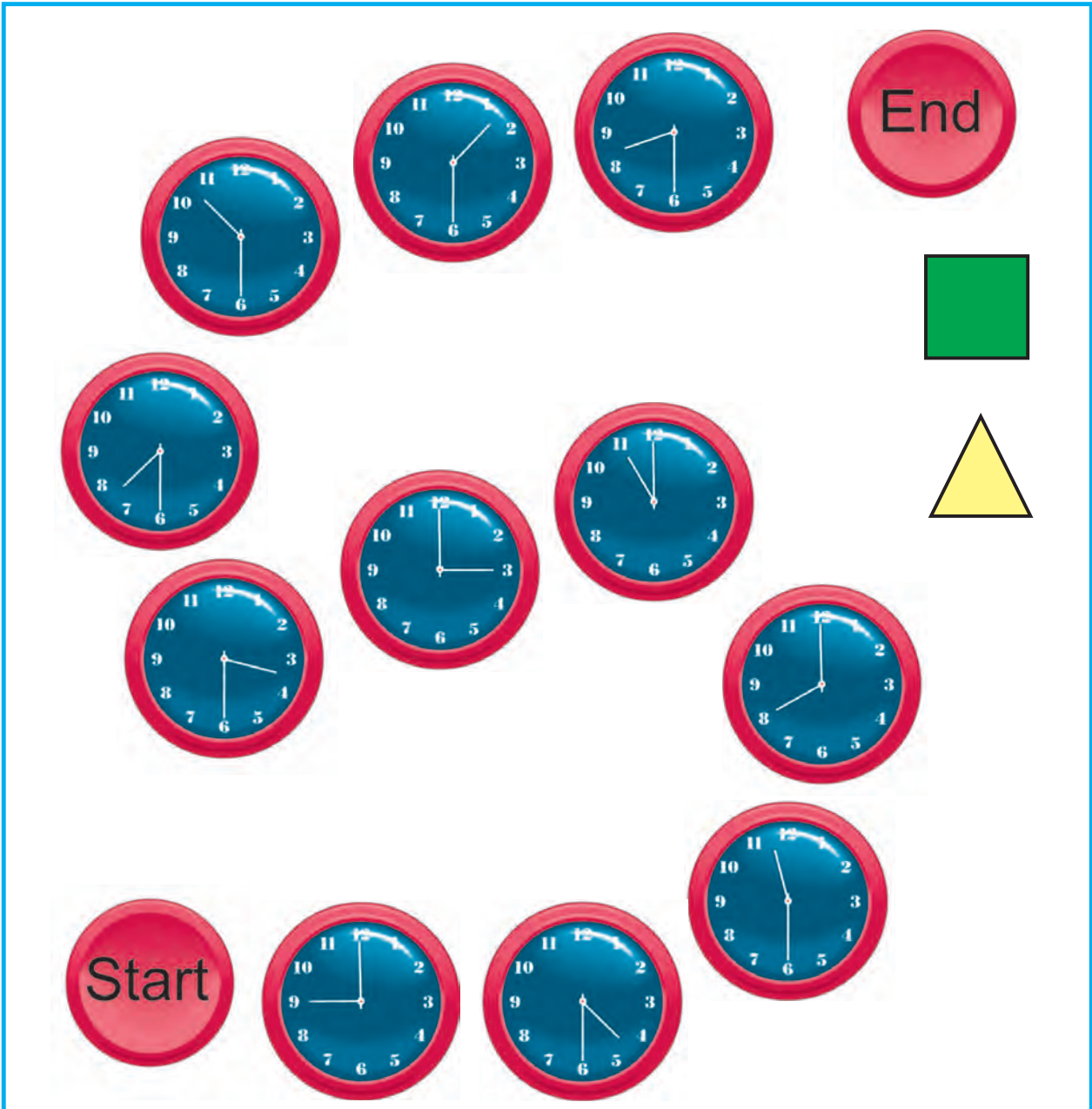
### Lesson 4 Let's play!

1  Play "What's the Time?"

2  Play "Time Game". Say the time and a sentence.

e.g. **A:** What's the time?

**B:** It's 8 o'clock. I go to school.




The image shows a collection of 15 analog clocks with red frames and blue faces, arranged in a grid-like pattern. The clocks display various times: 1:50, 2:30, 3:45, 4:15, 5:00, 6:00, 7:00, 8:00, 9:00, 10:00, 10:30, 11:00, and 11:30. To the right of the clocks are two shapes: a green square and a yellow triangle. At the top right is a red circle labeled "End", and at the bottom left is a red circle labeled "Start".



## Revision 5

1   Play “Backdrawing”.

2   Play “What’s the time?”



3 **Work in pairs. Do the quiz “I can ...”.**  
Jupliqta «Men isley alaman» viktorinasın orınlañ.

1) **I can ask about and say the time.**

Waqıt haqqında sorap, ayta alaman.

**e.g.** – What’s the time? – It’s eight o’clock.



2) **I can use the prepositions of time: in, at, on.** *In, at, on* waqıt predlogların paydalana alaman.

**e.g.** in the evening, at 7 o’clock, on Wednesday.

3) **I can make sentences with time.**

Men waqıtqa baylanıslı gápler quray alaman.



**e.g.** I have breakfast at 7 o’clock.

## Unit 9 School subjects

### Lesson 1 My favourite subject

1  Listen and repeat.

2a  Look, read and match.



2b  Listen and repeat.

3  Play “What’s your favourite subject?”

**A:** What’s your favourite subject?

**B:** English. What’s your favourite subject?

4a  Look and write.

4b Work in group of 4. Listen and guess.


PE = Physical education

## Unit 9 School subjects

### Lesson 2 Sevara likes maths.

#### 1 Look, say and write.

gets up, has breakfast, plays games, goes to school, reads books, watches TV



e.g. Sevara gets up at 6 o'clock.  
Sevara brushes her teeth at 6.30.

#### 2 Play "She likes music. I like maths".

#### 3a Work in groups of 4. Ask and write.

#### 3b Play "Reporting".

e.g. Rustam gets up at 6. Madina gets up ... .

#### 4 Read and say about Diana.

e.g. Her name's Diana. She lives in London.

My name's Diana. I live in London. I get up at 6.30. I have breakfast at 7. I go to school "Green". I like my school. We have reading, writing, maths, music, PE and art.

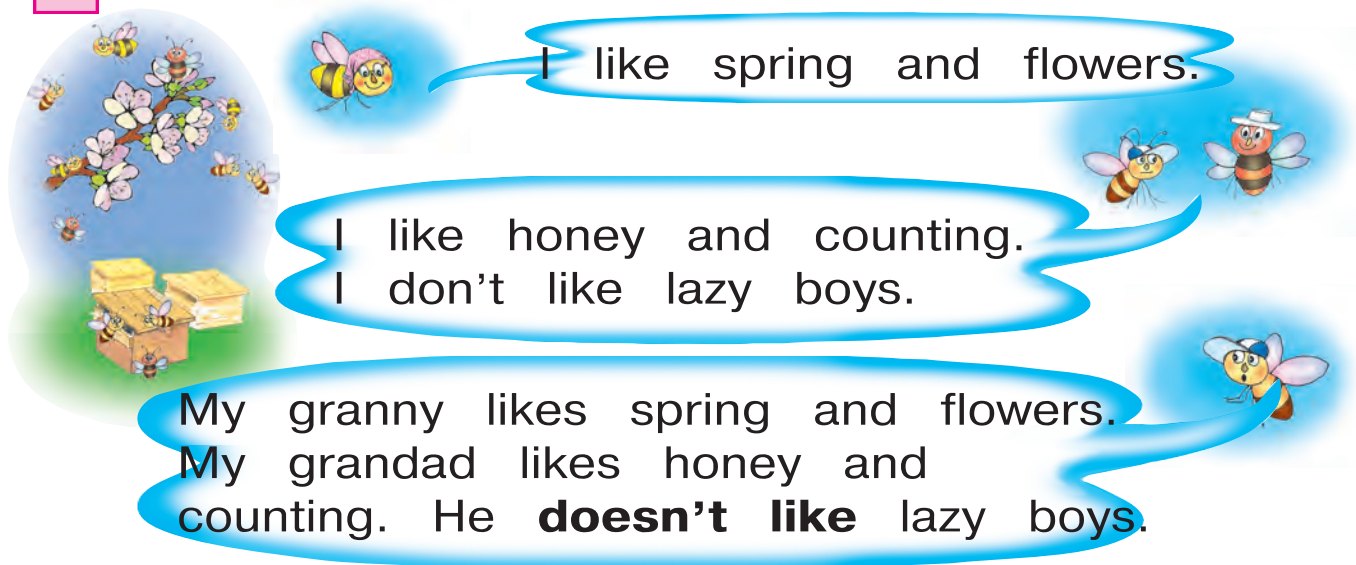
read	—	reads
watch	—	watches
have	—	has

## Unit 9 School subjects

### Lesson 3 Sevara doesn't like ...

1  Listen and sing.

2 Look and read.



3  Play "I don't like ...".

e.g. **A:** I don't like singing.

**B:** He doesn't like singing.

4a  Work in groups. Play "Do you like ...?"

 e.g. **A:** Do you like English?

**B:** Yes. Do you like music?

**A:** No, I don't.

4b Report to the class.

e.g. Amir likes English. He doesn't like music.

5  Play "Listen and guess".

e.g. **A:** She likes English and music.

She doesn't like maths.

**B:** Kate?

I don't like ...  
He / She doesn't like ...



## Unit 9 School subjects

### Lesson 4 Let's play!

1  Sing the song.



2  Play "When do you have music?"

e.g. **A:** (throws a ball). When do you have art?

**B:** On Friday.

music, English, PE, maths, reading,  
art, Uzbek, Russian

3  Play "Tic Tac Toe".

## Revision 6

- 1** Work in pairs. Look, match and say.  
e.g. We count at maths lessons.



- 1 We count ...
- 2 We read, write and speak English ...
- 3 We play football ...
- 4 We sing songs ...



- a) at music lessons.
- b) at PE lessons.
- c) at maths lessons.
- d) at English lessons.

- 2** Work in teams. Choose and say.

e.g. Days of the week, 10 points.

Days of the week	School things	School subjects	Time	Like playing/doing
10	10	10	10	10
20	20	20	20	20
30	30	30	30	30
40	40	40	40	40

- 3** Work in pairs. Play "Make a word".

## I can ...

### 4 Work in pairs. Do the quiz "I can ...".

- 1) **I can say sentences with parts of the day.**  
Kúnniń mezgilleri menen gápler ayta alaman.  
**e.g.** I go to school in the morning. I watch TV in the afternoon.

- 2) **I can read and draw clocks.**  
Men saatlardı aytıp, soǵa alaman.  
**e.g.** It's 8 o'clock.



- 3) **I can speak about school subjects.**  
Men mekteptegi pánler haqqında sóyley alaman.  
**e.g.** My favourite subjects ... .
- 4) **I can speak about my day.**  
Men kún tártibim haqqında sóyley alaman.  
**e.g.** I get up at ... .



- 5) **I can say what I do at the lessons.**  
Sabaqlarda ne islewim haqqında ayta alaman.  
**e.g.** I read and write ... .
- 6) **I can say what my friend likes and doesn't like.** Men dostımnıń neni jaqsı kóretuǵını hám jaman kóretuǵını haqqında ayta alaman.  
**e.g.** My friend likes ... . He doesn't ... .
- 7) **I can ask and say when we have lessons.**  
Sabaqlardıń qashan bolatuǵının sorap, ayta alaman.  
**e.g.** — When do you have English?  
— On Tuesday and Thursday.

## Unit 10 Months

### Lesson 1 January, February ...

**1a** Look and say in your mother tongue.

**1b** Write the order.

**1c** Check.



months

**2** Play "Say in order".

A: September.

B: October.

**3a** Look and guess.

Dec	Sep	Mar	Jun	Aug	Oct
Jul	May	Apr	Jan	Nov	Feb

**3b** Work in groups. Play "Write a month".

**4** Play "Bingo".



**5** Put the months in alphabetical order.

e.g. 1 April 2 ...





## Unit 10 Months

### Lesson 2 There are 30 days in ...

1  Listen and repeat.

There is one calendar.

2a  Look, listen and repeat.



There are four pictures.

2b  Play “There is ... There are ...”.

e.g. A: There is a door.

B: There are doors.

A: There is a ...

3a Look and say.

There are four weeks in a month.

four weeks	in	a month
twelve months		a year
four seasons		
30 days	in	January
31 days		February
28 days		March



3b  Look and complete.

4a  Play “There are 30 days in ...”.

4b  Write three sentences.

 e.g. There are thirty days in September.

21 = twenty-one

## Unit 10 Months

### Lesson 3 What's your favourite ...?

1  Listen and repeat.

cold hot  
warm cool

2a  Play "Listen and point".

2b  Look and say.

rainy snowy sunny  
windy cloudy



It's cold in winter.  
It's snowy in winter.

3  Work in pairs. Play "Spring. It's warm in spring".

e.g. A: Spring. B: It's warm in spring.

4a  Play "Seasons".

4b  Play "Our favourite season".

Our favourite  
season is summer.

It's hot in summer.

There are three  
months in summer.

We can jump  
a rope.



Unit 10 Months

Lesson 4 Let's play!

1  Listen and repeat.

My birthday is in July.

2  Play "Months quiz".

My birthday is in November.



3  Look, read and complete.

4a Look, read and translate.

4b Listen and repeat.

When's your birthday?

It's in November.

5  Play "Birthday line".

A: When's your birthday?

B: It's in September.



6  Play "Backdrawing".



When's your birthday? =  
When is your birthday?  
It's in September. =  
It is in September.

## Revision 7

### 1 Read and complete the table.

**Ali:** My birthday month starts with 'A'. It has five letters.

**Zarina:** My birthday month has two "o" letters.

**Amir:** Summer starts in this month. I have my birthday.

**Muslima:** My birthday month starts with 'J'. It has seven letters.

**Soliha:** My birthday and Navruz are in this month.

**Botir:** My birthday month has 28 or 29 days.

### 2 Play "My birthday month".

### 3 Play "Do sums".

### 4 Listen and find the odd one out.





## Unit 11 Holidays

### Lesson 1 I like presents.

1  Listen and sing.

2a   Look, listen and match.



2b Look, read and match.

My birthday month has two "u" letters.



August.



3  Play "My birthday month".

4a  Work in pairs. Play "I like my present".

e.g. A: I like my present. It's black and white.  
B: A ball.



4b   Draw and write.

## Unit 11 Holidays

### Lesson 2 It's in September.

1  Listen and sing.

2a  Listen, read and match.



① It's my birthday! My birthday is in June. We sing, dance, play games, and eat cakes.



② We live in Mexico. We have Independence Day. It's in September.



③ I live in Korea. We have Earth Day in April. We plant flowers and trees.

2b  Read and match.

3  Work in pairs. Play "Listen and say".

e.g. A: Independence Day.

B: It's in September.

4  Work in groups. Play "Look and guess".

e.g. Group 1: Good morning, granny.  
Happy holiday!

5   Complete the sentences.

## Unit 11 Holidays

### Lesson 3 Happy Navruz!

1a Look and say what holiday it is.



1b Complete the flower diagram for Navruz.

2a Read the texts and find the words.

special food parade



They live in Mexico. December is their favourite month. They have a special holiday. They sing songs and eat special food. They play games. It's a lot of fun!

They live in Korea. May is their favourite month. They have a special holiday for children. They play games, go to parades and eat special food. Children get presents. It's a lot of fun!



2b  Listen and repeat.

3a  Complete and read your story.

3b  Play "Listen and guess".

## Unit 11 Holidays

### Lesson 4 Let's play!

1  Listen and sing.

2  Play "Put in order".



Navruz      Women's Day      Independence Day  
New Year's Day      Teachers' Day      birthday



3  Play "Bingo".

4  Play "Find your partner".



## Revision 8

- 1  Work in groups of 4. Play “Months and holidays”.



**Move up!** ↑  
Joqarıǵa háreket etiń.

**Move down!** ↓  
Tómenge háreket etiń.

24 New Year's Day	23 Dec, 8	22 Dekabr	21 Gúzgi dem alıslar	20	19 Oct, 1
13 Oktabr	14 Sep, 1	15	16 Sentabr	17 Avgust	18
12 Iyul	11 Jazǵı dem alıslar	10 Iyun	9	8 May	7 Aprel
1 Yanvar	2	3 Fevral	4 Mart	5 March, 8	6 Nawrız

- 2  Play “Make a word”.

## I can ...

### 3 Work in pairs. Do the quiz “I can ...”.

1) **I can write and say the months in order.**  
Aylardı tártip boyınsha jazıp, ayta alaman.  
**e.g.** January, ...

2) **I can use the short forms of months.**  
Aylardıń qısqarǵan túrin qollana alaman.  
**e.g.** Feb – February, ...



3) **I can count from 1 to 31.**  
1 den 31 ge deyin sanay alaman.



4) **I can use “There is .../There are ...”.**  
“There is .../There are ...” ishlata olaman.  
**e.g.** There is a calendar on the wall.  
There are thirty days in April.

5) **I can name the holidays in Uzbekistan.**  
Ózbekstan bayramların ayta alaman.  
**e.g.** Navruz, ... .



6) **I can say when my birthday is.**  
Tuwılǵan kúnim, ayın ayta alaman.  
**e.g.** My birthday's in ... .



7) **I can say when the holidays are.**  
Bayramlar qashan belgilenetuǵının ayta alaman.  
**e.g.** Navruz is in March.





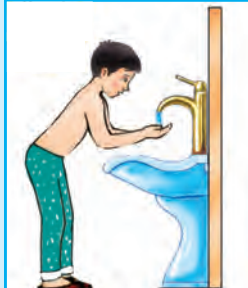




8) **I can ask a question about birthday.**  
Tuwılǵan kún haqqında soraw bere alaman.  
**e.g.** “When ...?”

## Unit 12 My day

### Lesson 1 I make my bed.

1a  Look, listen and repeat.

1b Work in pairs. Point and say.

			
make (my) bed	do morning exercises	wash (my) face and hands	
			
get dressed	comb (my) hair	have lunch	do homework

1c  Play "Find your partner".

2  Work in pairs. Play "Robot".

e.g. A: Make your bed.

B: (mimes).

3  Work in pairs. Play "My day".

4  Look and write.

I make my bed.  
You make your bed.



Unit 12 My day

Lesson 2 It's time ...

1a Look, listen and repeat.

1b  Look, read and match.



2a  Play "Listen and say".

e.g. A: Get dressed.

B: It's time to get dressed.

2b  Work in groups. Play "It's time ...".

e.g. Gr A: Have breakfast.

Gr B: It's time to have breakfast.

3a   Listen and draw the time.

3b   Play "What's the time?"

4   Write the sentences.



## Unit 12 My day

### Lesson 3 You are late!

#### 1a Read and match.

I'm sad.

I'm happy.

I'm tired.

I'm hungry.

I'm late.

I'm busy.

Men baxıtlıman.

Men keshiktim.

Men sharshadım.

Men qapaman.

Men bántpen.

Men ash boldım.

#### 1b Look and write.

#### 2 Look, read and find the correct sentence.

a) Tom is a lazy boy.

b) Tom is a busy boy.

Tom, get up. It's time to go to school.



①

Oh, no.

I'm tired.  
Help me,  
please.

②

Oh, sorry mum.  
I'm busy.



③

I love football!

Oh, no!

④

Good morning,  
Mrs Brown.

You are late. The lesson is over. Good bye, Tom.



Oh, no!

#### 3a Sing the song.

#### 3b Read the poem.

I am happy.

You are happy.

He is happy.

She is happy.

We are happy.

You are happy.

They are happy too!

#### 3c Work in pairs. Write your poem.

## Unit 12 My day

### Lesson 4 Let's play!

1  Sing the song.

2a  Work in groups. Play "Time".




2b  Work in groups. Play "Make a clock line".

2c  Work in groups. Play "Clock salad".

## Revision 9

1  Play "What's the time?"

2  Work in pairs. Play "Ask and answer".  
e.g. A: What's the time?  
B: It's six o'clock.  
It's time to get up.






Unit 13 Clothes

Lesson 1 She has a pink dress.

1  Listen and sing.

2a Look, listen and repeat.



2b  Play "Look and say".

3a Look, read and find Malika.

**Malika:** Look ... I like this T-shirt. Do you like it?

**Ziyoda:** Yes, it's nice. I like the colour. It's my favourite. I like orange.

**Malika:** I don't like orange. My favourite colours are blue and pink.

3b  Work in pairs. Play "Listen and point".

4a  Look and make sentences.

He	has	a blue	dress.
She		a pink	T-shirt.
		a yellow	cap.
		an orange	hat.

4b   Write three sentences.



## Unit 13 Clothes

### Lesson 2 Where are my shorts?

1  Listen and sing.


2a Look and match.

1 trousers      3 jeans  
2 shorts        4 trainers



2b Look, listen and repeat.

3a Look, read and point.



3b  Work in pairs. Play "Where are my shorts?"

**A:** Where is/are my ... ?

**B:** It's/They are ...

4  Play "Picture dictation".

5  Look and write.

## Unit 13 Clothes

### Lesson 3 Do you like your uniform?

1  Listen and sing.

2a Look, listen and repeat.

wear a uniform a doctor  
a pilot a jacket  
a cook cooking





2b Work in pairs. Point and say.

A: (points)

B: She is a doctor. She wears a uniform. Her uniform is ...

2c  Look, listen and point.

3a Look, read and find.



I like my school. This is our school uniform. Girls wear red skirts, white shirts and red jackets. Boys wear red trousers, white shirts and red jackets.

3b  Choose and complete.

4   Write the words in the right box.

## Unit 13 Clothes

### Lesson 4 Let's play!

1 Listen and sing.

2  Play "Simon says".

3  Play "Describe and guess".

e.g. She has ...



4  Work in pairs.  
 Find five differences.

**A:** Look at this picture.

**B:** Look at page 85.

**A:** The girl has a white hat.

**B:** The girl has a pink hat.



## Revision 10

1  Play "Listen and run."

e.g. A: I have blue jeans.

B: I have a purple cap.

2  Play "I have a T-shirt".

3  Play "Running dictation".



## I can ...

4 Work in pairs. Do the quiz "I can ...".

1) I can describe clothes.

Men kiyimlerden swretley alaman.

e.g. He has a white T-shirt.

2) I can write what clothes I have.

Men qanday kiyimlerim bar ekenligin ayta alaman.

e.g. I have a yellow cap.

3) I can write about school uniform.

Men mektep formasın swretlep jaza alaman.

e.g. I like our school uniform. Girls wear ...



- 4) **I can describe uniforms of doctors, cooks and pilots.** Men şipakerler, aspazlar hám ushiwshılar formaların súwretley alaman.  
e.g. Pilots wear a uniform. They wear ...
- 5) **I can use words (happy, sad, tired, busy, hungry).** (Happy, sad, tired, busy, hungry) sózlerin qollana alaman.  
e.g. I am happy.



- 6) **I can say where the clothes are ('on', 'in', 'under').**  
Men 'on', 'in', 'under' hám t.b. predloglar járdeminde kiyimler qáyerde jaylasqanın ayta alaman.  
e.g. The cap is on the table. The jeans are under the chair.
- 7) **I can ask where the clothes are.**  
Men kiyimler qáyerde ekenligin soray alaman.  
e.g. Where is my shirt? Where are my jeans?
- 8) **I can say about my daily routine.**  
Men kún tártibim haqqında ayta alaman.  
e.g. I get up at ... .
- 9) **I can use "It's time ...".**  
e.g. It's time to get up.

## Lesson 4 Let's play!

4



**Work in pairs.**  
**Find five differences.**

- B:** Look at this picture.  
**A:** The girl has a white hat.  
**B:** The girl has a pink hat.



**Unit 14 The world of fairy tales**

**Lesson 1 I like cartoons.**

**1 Answer the questions.**

Do you like cartoons?

What cartoons do you know?

Do you know Little Red Riding Hood?

**2a Look, listen and repeat.**

**2b Find the words in the wordlist.** tasty little meet eat up cartoon

Hello, Mr Wolf.

Hello, Little Red Riding Hood.

Granny, what big eyes you have!

Granny, what a big nose you have!

**2c Look and read.**

Hello, granny.

Hello, Little Red Riding Hood.

Granny, what long ears you have!

Granny, what big teeth you have!

Yes! I like little girls. Yum, yum, yum. They are tasty.

**2d Look and match.**

**3 Answer the question.**

What is the end of the cartoon?

**4 Work in pairs. Act out.**

## Unit 14 The world of fairy tales

### Lesson 2 On the farm

1  Listen and sing.

2a Answer the questions.

- 1 Where are the animals?
- 2 What animals can you see?
- 3 What can they do?



2b  Look in the wordlist.

donkey mouse tail

3a Read and say what horses can do.

Horses are big animals.  
They are white, black and brown.  
They can run, jump and swim.  
They like eating grass.



3b  Choose an animal and write.

4  Work in pairs. Play “What animal am I?”

e.g. **A:** I live on the farm. I can run and jump.  
I like eating grass. I have four legs and  
a long tail. I am brown.

**B:** Are you a horse?

**A:** Yes!

Unit 14 The world of fairy tales

Lesson 3 Let's go to Susambil!

1 Answer the questions.

Do you know the story "Susambil"?  
Where do the animals want to go? Why?

2a Find the words in the Wordlist.

fresh air    clean water    bull



2b Listen, look and say.

Where do you go?



What is Susambil?

I want to go to Susambil, too.

I want to go to Susambil.

Let's go to Susambil!



There's a lot of grass, fresh air, and clean water there.



Where do you go?

We want to go to Susambil, too.

Where do you go?

We want to go to Susambil. There's a lot of grass, fresh air, and clean water there.

Let's go to Susambil!



Where do you go?

I want to go to Susambil, too.



We want to go to Susambil. There's a lot of grass, fresh air, and clean water there.

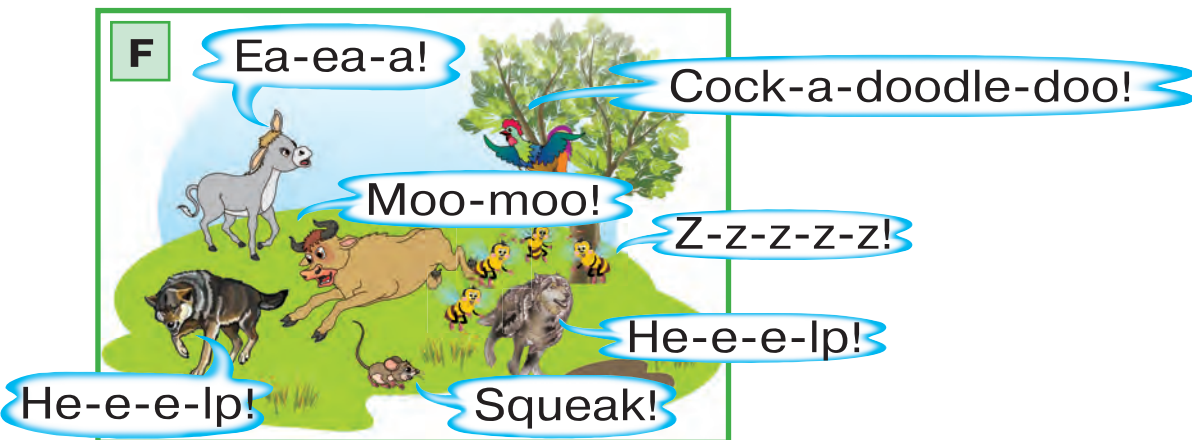

Let's go to Susambil!






## Unit 14 The world of fairy tales

### Lesson 3 Let's go to Susambil!



- 3 Work in groups. Discuss and say the end of the story.

### Lesson 4 Let's play!

- 1  Play "Simon says".
- 2 Work in teams. Choose and say.

Sing a song	Likes and dislikes	The days of the week	The months	The seasons
10	10	10	10	10
20	20	20	20	20
30	30	30	30	30

## Revision 11

**1**  **Work in groups of 3. Play “Look and say”.**

classroom things	school subjects	animals
e.g. eraser	English	elephant


**2** **Work in pairs. Ask and write.**

**A:** What’s your favourite game?

**B:** ... .

		me	my partner
1	favourite game		
2	favourite season		
3	favourite day		
4	favourite subject		

**3a** **Read and match.**

- |  |   |  |
|--|---|--|
| <p>1 Do you watch</p> <p>2 Do you play</p> <p>3 Do you like</p> <p>4 Do you have</p> <p>5 Do you speak</p> |  | <p>a) Russian on Friday?</p> <p>b) reading books?</p> <p>c) English?</p> <p>d) computer games?</p> <p>e) cartoons on TV?</p> |
|--|---|--|

**3b** **Work in pairs. Ask and answer the questions.**

**4** **Work in pairs. Ask and write.**

**A:** When do you get up?

**B:** At 7 o'clock.


	me	
get up	7.00	
have breakfast		
come home		
do (your) homework		
go to bed		

## Revision 12

**Work in pairs. Do the quiz “I can ...”.**

- 1) **I can sing the “ABC” song.**

Men «Álipbe» qosıǵın ayta alaman.



- 2) **I can speak about my friend.**

Men dostım haqqında ayta alaman.

- 3) **I can do sums.**

Men mısallar isley alaman.



- 4) **I can speak about my free time.**

Men bos waqtım haqqında ayta alaman.



- 5) **I can speak about my day off.**

Men dem alıs kúnım haqqında ayta alaman.

- 6) **I can speak about classroom things.**

Klastaǵı zatlar haqqında ayta alaman.

- 7) **I can say the time.**

Saattı ayta alaman.



- 8) **I can speak about my school.**

Mektebim haqqında ayta alaman.

- 9) **I can speak about my favourite subject.**

Súyikli pánım haqqında ayta alaman.

- 10) **I can say what I like/don't like.**

Unatatuǵın hám unatpaytuǵın zatlarım haqqında ayta alaman.

- 11) **I can say the months.**

Aylardı ayta alaman.



- 12) **I can speak about holidays.**

Bayramlar haqqında ayta alaman.

- 13) **I can speak about my day.**

Men kún tártibimdi ayta alaman.

Let's  
go to  
Susambil!

- 14) **I can speak about clothes.**

Kiyimler haqqında ayta alaman.

- 15) **I can speak about fairy tales.**

Erteklerdi ayta alaman.



## Parent's corner

### Hürmetli ata-analar!

1-klass dawamında balalarımız oqıw hám jazıwsız, oyunlar tiykarında, tırlaw hám sóylew arqalı inglis tilinen sabaq alǵan, Siz bolsa olardıń klasta úyrengen bilimlerin úyde bekkemlewge, úyge tapsırmaların orınlawına járdemińizdi ayamaǵan edińiz. 2-klasta da Siz olar menen birge shuǵıllanıwǵa waqıt tawıp, olardıń inglis tilinen bilim dárejelerin jáne de kóteriwge óz úlesińizdi qosasız, degen úmittemiz.

Siz ushın usınıp atırǵan tómenдеgi betlerde berilgen súwretli sóz hám sóz dizbeklerin, ádettegeıey, soraw hám juwaplarda qollanıwıńız hám bul arqalı balalar menen inglis tilinde kóbirek shuǵıllanıwıńız múmkin.

Berilgen inglis tilindegi gáp, sóz hám sóz dizbekleriniń transkripciyasın oqıwdan aldın tómenде keltirilgen qaǵıydalar, fonetikalıq maǵlıwmatlar menen jaqsılap tanısıp shıǵıwıńız, inglis tiline tán ayırım seslerdi (ásirese, [θ], [ð], [v], [w], [i:], [ɔ:], [ɑ:], [u:], [ɜ:], [æ], [eə], [ʊə]) aytıwda qıyınshılıq sezseńiz, olar haqqında ustazıńızdan járdem sorasańız maqsetke muwapıq boladı.

### İnglis tiliniń dawıslı hám dawıssız sesleri

İnglis tili álipbesi 26 háripten ibarat bolıp, olardan 20 sı dawıssız (b, c, d, f, g, h, j, k, l, m, n, p, q, r, s, t, v, w, x, z), 6 wı bolsa dawıslı (a, e, i, o, u, y) háripler esaplanadı. Bul dawıslı hám dawıssız háripler jámi bolıp 44 (24 dawıssız hám 20 dawıslı) sestı beredi.

Bul seslerdi tómenдеgi salıstırmalı keste arqalı qaraqalpaq tilindegi bar sesler menen salıstırıp, ańsat ǵana úyrenip alıwıńız hám usı kitaptaǵı inglis tilindegi sózlerdiń transkripciyasın oqıy alıw hám de inglis tilinde erkin sóylewdi durıs ámelge asırıw imkaniyatına iye bolıwıńız múmkin.

Sózlerdiń transkripciyası orta [ ] qawıslar ishinde berilgen. Transkripciyada tiykarǵı pát [ ' ] (máselen: cabbage [ˈkæbɪdʒ]), ekilemshi, yaǵnıy kúshsizlew pát bolsa [ , ] belgisi menen berilgen (máselen: engineer [ˌendʒɪˈnɪə]).

### İnglis hám qaraqalpaq tilleri dawıssız sesleriniń salıstırmalı kestesı

İnglis tili dawıssız sesleri	Qaraqalpaq tilindegi uqsas sesler	İnglis tili dawıssız sesleri	Qaraqalpaq tilindegi uqsas sesler
[p] <b>p</b> lum [pʌm]	<b>p</b> erde	[s] <b>s</b> un [sʌn]	<b>s</b> álem
[b] <b>b</b> ath [bɑ:θ]	<b>b</b> áhár	[z] <b>z</b> oo [zu:]	<b>z</b> erger
[t] <b>t</b> ell [tel]	<b>t</b> al	[ʃ] <b>sh</b> ip [ʃɪp]	<b>sh</b> arf
[d] <b>d</b> rop [drɒp]	<b>d</b> án	[ʒ] <b>treasure</b> [ˈtreʒə]	<b>j</b> urnal
[k] <b>k</b> ing [kɪŋ]	<b>k</b> itap	[h] <b>h</b> ot [hɒt]	<b>h</b> áreket
[g] <b>g</b> et [get]	<b>g</b> úl	[m] <b>m</b> y [maɪ]	<b>m</b> aqala
[tʃ] <b>ch</b> ip [tʃɪp]	<b>ch</b> emodan	[n] <b>n</b> ew [nju:]	<b>n</b> an
[dʒ] <b>j</b> ump [dʒʌmp]	kolle <b>dj</b>	[ŋ] <b>sing</b> [sɪŋ]	biziń, meniń
[f] <b>f</b> un [fʌn]	<b>f</b> ermer	[l] <b>l</b> ake [leɪk]	<b>l</b> ala
[v] <b>v</b> ase [vɑ:z]	<b>v</b> ertolyot	[r] <b>r</b> ole [rəʊl]	<b>súwret</b> *** <sup>3</sup>
[θ] <b>th</b> ink [θɪŋk]	*** <sup>1</sup>	[j] <b>y</b> ear [jɪə]	<b>y</b> aramazan
[ð] <b>th</b> at [ðæt]	*** <sup>2</sup>	[w] <b>w</b> ing [wɪŋ]	watan*** <sup>4</sup>



**\*\*\*Túsindirme:**

1) Inglis tilinde «th» háripler birikpesi bazıda [θ] sesin, al basqa waqıtlarda [ð] sesin beredi. [θ] sesi qaraqalpaq tilindegi «s» sesine sáykes kelse de, ol biraz basqasharaq ayıladı. Ol tis aralıǵı sesi esaplanadı. Demek, [θ] sesin aytıw ushın til ushı tisler arasına keltirilip, hawa dawıssız shıǵarıladı. [θ] sesin qaǵıydaǵa muwapıq durıs aytıw hám onı qaraqalpaq tilindegi «s» sesindey aytılmawı kerek. Kerisinshe, pútkilley basqa mániske iye sóz ańlatılıwı múmkin. Salıstırıń: **th**ink (oylaw) — **s**ink (shóǵıw); **th**in (juqa, jıńishke) — **s**in (gúna);

2) [ð] sesi qaraqalpaq tilindegi «z» sesine sáykes kelse de onnan biraz ózgeshe. Ol da tis aralıǵı sesi esaplanadı. Sonıń ushın, [ð] sesin aytqanda til ushı tis aralıǵına keltiriledi hám hawa dawısı bolıp shıǵadı;

3) Inglis tilindegi [r] sesi qaraqalpaq tilindegi «r» dirildewik sesinen ózgeshe ayıladı. Inglis tilindegi [r] sesi tańlay jumsaq sesi esaplanadı, yaǵnıy ol til ushın tańlayǵa kóterip, onı dirildetpesten ayıladı;

4) Inglis tilindegi [w] sesi de qaraqalpaq tilindegi «v» sesinen ózgeshe ayıladı. Inglis she [w] sesi qaraqalpaqsha «v» sesinen ayırmashılıǵı úlken erinsiz. Ol erinlerdi sozıp, dóńgelek payda etiw arqalı ayıladı. [w] sesi qaǵıydaǵa muwapıq durıs aytıw hám onı qaraqalpaq tilindegi «v» sesindey aytılmawı kerek. Kerisinshe, basqa mánige iye sóz ayılǵan boladı. Salıstırıń: **w**est (batis) — **v**est (mayka; jeńsiz).

**Inglis hám qaraqalpaq tilleri dawıslı sesleriniń salıstırmalı kestesi**

Inglis tili dawıslı sesleri	Qaraqalpaq tilindegi uqsas sesler	Inglis tili dawıslı sesleri	Qaraqalpaq tilindegi uqsas sesler
[i:] <b>e</b> ach [i:tʃ]	*** <sup>1</sup>	[ɜ:] <b>l</b> earn [lɜ:n]	*** <sup>1</sup>
[ɪ] <b>i</b> ts [ɪts]	<b>i</b> z	[ə] <b>r</b> iver [ˈrɪvə]	júdá
[e] <b>l</b> eg [leg]	<b>e</b> liw	[eɪ] <b>s</b> ay [seɪ]	áne <b>key</b> , mine <b>key</b>
[æ] <b>b</b> ag [bæg]	*** <sup>2a</sup>	[əʊ] <b>g</b> o [gəʊ]	telesh <b>ou</b>
[ɑ:] <b>c</b> ar [kɑ:]	*** <sup>1</sup>	[aɪ] <b>f</b> ine [faɪn]	<b>ay</b> , il <b>ay</b>
[ɒ] <b>t</b> op [tɒp]	<b>t</b> op	[aʊ] <b>cl</b> oud [klaʊd]	pauza
[ɔ:] <b>f</b> orty [ˈfɔ:ti]	*** <sup>1</sup>	[ɔɪ] <b>c</b> oin [kɔɪn]	moy <b>in</b>
[ʊ] <b>g</b> ood [gʊd]	<b>k</b> ún	[ɪə] <b>h</b> ere [hɪə]	sh <b>iy</b> e, <b>iy</b> e
[u:] <b>r</b> ule [ru:l]	*** <sup>1</sup>	[eə] <b>ch</b> air [tʃeə]	*** <sup>2b</sup>
[ʌ] <b>c</b> ut [kʌt]	q <b>an</b> t	[ʊə] <b>us</b> ual [ˈju:ʒʊə]	*** <sup>2d</sup>

**\*\*\*Túsindirme:**

1) Inglis tilinde sozımlı sesler [ : ] transkripciya belgisi menen kórsetiledi. Qaraqalpaq tilinde [i:], [ɔ:], [ɑ:], [u:] hám [ɜ:] sıyaqlı sozımlı sesler joq. Biraq tómendegi sesler sozıp oqılsa, olardıń ayıtlıwın uqsatıw múmkin: **iy**ne [ɪ] — **iy**ne [i:]; shalǵ**a**m [ɒ] — shalǵ**aa**m [ɑ:]; p**á**n [æ] — p**áá**n [æ]; **bul** [ʊ] — **buul** [u:]; alt**in** [ɪ] — alt**ı**n [i:];

2) qaraqalpaq tilinde [æ], [eə] hám [ʊə] sıyaqlı seslerde joq. Sonıń ushın olardı aytıw oqıwshılar ushın biraz qıyınshılıq tuwdırıwı tábiyiy. Bul seslerge tómendegishe anıqlama beriw múmkin:

a) [æ] sesi a hám e sesleri birigiwinen quraladı. Ol qaraqalpaq tilindegi «e» sesine uqsas, biraq [æ] sesin aytıw ushın awız «e» niń ayıtlıwına qaraǵanda keńlew ashıladı.

b) [eə] sesi [e] hám [ə] sesleri birigiwinen quraladı. [eə] sesin aytqanıwızda [e] sesinen baslap, [ə] sesi menen tamamlawımız kerek;

d) [ʊə] sesi [ʊ] hám [ə] sesleri birigiwinen quraladı. [ʊə] sesin aytqanıwızda [ʊ] sesinen baslap, [ə] sesi menen tamamlawımız kerek.

# Unit 1 All around me

## A a [eɪ]



**apple**  
[ˈæpl]  
alma

**apricot**  
[ˈeɪprɪkɒt]  
erik



## B b [bi:]

**bee**  
[bi:]  
pal hárre



**balloon**  
[bəˈluːn]  
shar



**banana**  
[bəˈnɑːnə]  
banan



## C c [si:]

**cat**  
[kæt]  
pishiç



**cow**  
[kau]  
sıyr



## D d [di:]

**doll**  
[dɒl]  
quwırshaq



**duck**  
[dʌk]  
úyrek



## E e [i:]

**elephant**  
[ˈelɪfənt]  
pil



**eggplant**  
[ˈegplɑːnt]  
baklajan



**Enlish**  
[ˈɪŋɡlɪʃ]  
inglis tili



## F f [ef]

**fish**  
[fɪʃ]  
balıç



**frog**  
[frɒg]  
qurbaqa



## G g [dʒi:]

**grape**  
[greɪp]  
júzim



**goat**  
[gəʊt]  
eshki



## H h [eɪtʃ]

**head**  
[hed]  
bas



**hair**  
[heə]  
shash



**horse**  
[hɔːs]  
at



## Unit 2 Days of the week

I i [aɪ]

**ice-cream**

[aɪs'kri:m]  
muzqaymaq




**in**

[ɪn]  
ishinde



**pink**

[pɪŋk]  
aqshil qizg'il reñ



## J j [dʒeɪ]

**jump**

[dʒʌmp]  
sekiriw



**jam**

[dʒæm]  
djem



## K k [keɪ]

**kite**

[kaɪt]  
pátpelek



**kangaroo**

[ˌkæŋgə'ruː]  
kenguru



## L l [el]

**lemon**

['lemən]  
limon



**lion**

['laɪən]  
arıslan



## M m [em]

**mother**

['mʌðə]  
ana



**mouse**

[maʊs]  
tishqan



## N n [en]

**nine**

[naɪn]  
to'gız



**nose**

[nəʊz]  
murın



## Unit 3 Days of the week

O o [əʊ]

**orange**

['ɒrɪndʒ]  
apelsin



**open**

['əʊpən]  
ashıq, ashıw



## P p [pi:]

**plane**

[pleɪn]  
samolyot



**parrot**

['pærət]  
totıqus



**peach**

[pi:tʃ]  
shabdāl



## Q q [kju:]

**queen**  
[kwi:n]  
maliyka



**question**  
[ˈkwestʃn]  
soraw



## R r [ɑ:]

**robot**  
[ˈrəʊbɒt]  
robot



**car**  
[kɑ:]  
avtomobil



**rain**  
[reɪn]  
jawn



## S s [es]

**spring**  
[ˈsprɪŋ]  
báhár



**summer**  
[ˈsʌmə]  
jaz



**seven**  
[ˈsevn]  
jetti



## T t [ti:]

**teddy**  
[ˈtedi]  
ayw (oyinshiq)



**tiger**  
[ˈtaɪgə]  
jolbaris



**train**  
[treɪn]  
poyezd



## U u [ju:]

**under**  
[ˈʌndə]  
astında



**cucumber**  
[ˈkju:kʌmbə]  
qiyar



## V v [vi:]

**vase**  
[vɑ:z]  
vaza, gúltúbek



## Unit 4 My hobby

### W w [ˈdʌblju:]

**winter**  
[ˈwɪntə]  
qıs



**windy**  
[ˈwɪndi]  
samallı



**watermelon**  
[ˈwɔ:təmelən]  
ğarbız



### X x [eks]

**taxi**  
[ˈtæksi]  
taksi



**box**  
[bɒks]  
qutı





## Y y [waɪ]

**yellow**

[ˈjɛləʊ]  
sarı



**monkey**

[ˈmʌŋki]  
maymıl



**fly**

[flaɪ]  
ushıw



## Z z [zed]

**zebra**

[ˈziːbrə]  
zebra



**zoo**

[zuː]  
haywanat bađı



## Unit 5 My day off

**I like watching TV.**

[aɪ ˈlaɪk ˈwɒtʃɪŋ ˌtiːviː]  
Men televizor kóriwdi  
unataman.

**I don't like playing tag.**

[aɪ ˈdəʊnt ˌlaɪk ˈpleɪɪŋ ˈtæg]  
Men quwıspađ oynađandı  
unataman.

**Do you like  
swimming?**



[duː juː ˈlaɪk ˈswɪmɪŋ]  
Siz júziwdi  
unatasız ba?

**Yes, I do.**

[jes aɪ ˈduː]  
Awa.

**No, I don't**

[nəʊ aɪ ˈdəʊnt]  
Yađ.



**playing hopscotch**

[ˈpleɪɪŋ ˈhɒpskɒtʃ]  
teppek oynaw



**watching TV**

[ˈwɒtʃɪŋ ˌtiːviː]  
televizor kóriw



**playing games**

[ˈpleɪɪŋ ˈgeɪmz]  
oyın oynaw



**playing see-saw**

[ˈpleɪɪŋ ˈsiːsɔː]  
kachalkada ushıw



**jumping a rope**

[ˈdʒʌmpɪŋ ə ˈrəʊp]  
jıpte sekiriw



**running**

[ˈrʌnɪŋ]  
juwiriw



**playing tag**

[ˈpleɪŋ ˈtæg]  
quwispaq oynaw



**climbing**

[ˈklaɪmɪŋ]  
órmelew



**swimming**

[ˈswɪmɪŋ]  
júziw



## Unit 6 School things

**How old are you?**

[ˈhaʊ ˈəʊld ˈɑː juː]  
Jasińiz neshede?



**I'm eight.**

[aɪm ˈeɪt]  
Men segiz  
jastaman.

**How old is your sister/  
brother?**

[ˈhaʊ ˈəʊld ɪz jɔː ˈsɪstə / ˈbrʌðə]  
Siziń qarindasińiz,  
aǵańiz neshe jasta?



**She/he is  
fifteen.**

[ʃiː / hiː ɪz fɪftiːn]  
Ol on bes  
jasta.

**eleven**

[ɪˈlevn]  
on bir



**twelve**

[ˈtwelv]  
on eki



**thirteen**

[ˈθɜːtiːn]  
on úsh



**fourteen**

[ˈfɔːtiːn]  
on tórt



**fifteen**

[fɪftiːn]  
on bes



**sixteen**

[sɪksˈtiːn]  
on alti



**seventeen**

[ˈsevnˈtiːn]  
on jети



**eighteen**

[eɪtiːn]  
on segiz



**nineteen**

[ˌnaɪnˈtiːn]  
on toǵız



**twenty**

[ˈtwenti]  
jigirma



**What's in your bag?**

[ˈwɒts ɪn jɔː ˈbæg]  
Sumkańızda ne bar?

**I have ... in my bag.**

[aɪ ˈhæv ... ɪn maɪ ˈbæg]  
Sumkamda ... bar.

**pencil case** [ˈpensl keɪs] qálem salgısh, **sharpener** [ˈʃɑːpnə] qálem shıǵarǵısh, **eraser** [ˈreɪzə] óshirgish, **album** [ˈælbəm] albom, **ruler** [ˈruːlə] sızǵısh, **colour pencils** [ˈkʌlə ˌpenslz] túr qálemler.

**Can I have ... please?**

[kən aɪ 'hæv ... 'pli:z]  
Ótinish ... nɪ alsam  
bola ma?

**Yes, here you are.**

[jes 'hɪə jʊ'a:]  
Awa, má alrín.

**Thank you.**

['θæŋk ju:]  
Raxmet.

**No, sorry.**

['nəʊ 'sɒri]  
Yaq, keshirersiz.

## Unit 7 My school

**Is this your teacher?**

['ɪz ðɪs jɔ: 'ti:tʃə]  
Bul sizín  
oqitwshırńz  
ba?



**Yes. This is my teacher Mrs Brown.**

[jes. 'ðɪsɪz maɪ 'ti:tʃə 'mɪsɪz  
'braʊn]  
Awa, bul meniń  
oqitwshım, Braun  
xanım.



**Is that a library?**

['ɪz ðæt ə 'laɪbrəri]  
Anaw  
kitapxanama?



**No, it's a canteen.**

['nəʊ, ɪts ə kæn'ti:n]  
Yaq, ol asxana

**Is this a library?**

['ɪz ðɪs ə  
'laɪbrəri]  
Bul kitapxana  
ma?



**Yes.**

[jes]  
Awa.

**desk**

[desk]  
parta

**floor**

[flɔ:]  
qabat

**door**

[dɔ:]  
esik

**window**

['wɪndəʊ]  
ayna

**board**

[bɔ:d]  
doska

**table**

['teɪbl]  
stol

**chair**

[tʃeə]  
stul

**classroom** ['kla:srəm] klass  
 an English room

**library** ['laɪbrəri] kitapxana  
 a library

**gym** [dʒɪm] sport zalı  
 a maths room

**canteen** [kæn'ti:n] asxana  
 a canteen

**school rooms** ['sku:l 'ru:mz] mektep bólmeleri  
 a gym

**Our school is big.** [aʊə 'sku:l ɪz 'bɪg] Biziñ mektebimiz úlken.

## Unit 8 Time



**morning** ['mɔ:nɪŋ] azanğı waqıt

**in the morning** [ɪn ðə 'mɔ:nɪŋ] ertalab, azanğı waqıtta



**afternoon** [ˌɑ:ftə'nu:n] tústen keyingi waqıt

**in the afternoon** [ɪn ðə ˌɑ:ftə'nu:n] tústen keyin



**evening** ['i:vnɪŋ] keshki waqıt, tún

**in the evening** [ɪn ðə 'i:vnɪŋ] keshqurın, túnde

**What's the time?** ['wɒts ðə 'taɪm] Saat neshe boldı?



**It's one o'clock.** [ɪts 'wʌn ə'klɒk] Saat bir boldı.



**It's one thirty.** [ɪts 'wʌn 'θɜ:ti] Saat bir yarım boldı.



**It's 3 o'clock.** [ɪts 'θri: ə'klɒk] Saat úsh.  
**I play games.** [aɪ 'pleɪ 'geɪmz] Men oyın oynayman.

**What's your favourite time?** ['wɒts jɔ: 'feɪvərɪt 'taɪm] Súyikli waqıtńız qashan?

**get up** [ˈget ʌp] ornınan turıw, **go to school** [ˈgəʊ tə 'sku:l] mektepke barıw, **play games** [ˈpleɪ 'geɪmz] oyın oynaw, **brush teeth** [ˈbrʌʃ 'ti:θ] tis juwıw, **at eight o'clock** [ət 'eɪt ə'klɒk] saat segizde, **watch TV** [ˈwɒtʃ ˌti:'vi:] televizor kóriw.



## Unit 9 School subjects

**My favourite subject is English.**

[maɪ 'feɪvərɪt 'sʌbdʒɪkt ɪz 'ɪŋɡlɪʃ]

Meniñ sýyikli pánim inglis tili.

**Amir likes Maths, English and PE.**

['ʌmɪr 'laɪks 'mæθs, 'ɪŋɡlɪʃ ənd 'pi: 'i:]

Amir matematika, inglis tili hám dene tárbiyasın unatadı.

**He doesn't like music.**

[hi: 'dʌznt 'laɪk 'mju:zɪk]

Ol muzıkanı unatpaydı.



**What's your favourite subject?**

['wɒts jɔ: 'feɪvərɪt 'sʌbdʒɪkt]

Sýyikli páníñiz ne?

**Jasur gets up at 7 o'clock.**

[dʒʌ'sʊr 'gets ʌp ət 'sevn ə'klɒk]

Jasur saat 7 de turadı.

**He brushes his teeth at 7.30.**

[hi: 'brʌʃɪz hɪz 'ti:θ ət 'sevn 'θɜ:ti]

Ol tıslerin 7.30 da juwadı.

**He goes to school at 8.**

[hi: 'gəʊz tə 'sku:l ət 'eɪt]

Ol saat 8 de mektepke baradı.



**English**

['ɪŋɡlɪʃ]

Ingliš tili



**Russian**

['rʌʃn]

Rus tili



**Music**

['mju:zɪk]

Muzıka



**Art**

[ɑ:t]

Súwretlew óneri



**Reading**

['ri:dɪŋ]

Oqıw kitabı



**Mother tongue**

['mʌðə 'tʌŋ]

Ana tili



**PE**

['pi: 'i:]

Dene tárbiyası



**Maths**

['mæθs]

Matematika

## Unit 10 Months



**What's your favourite month?**

['wɒts jɔ: 'feɪvrɪt 'mʌnθ]  
Jaqsı kóretuđın ayıńız?

**March.**

[mɑ:tʃ]  
Mart ayı.



**January** [dʒænjuəri] yanvar  
**February** [ˈfebrʊəri] fevral  
**March** [mɑ:tʃ] mart  
**April** [ˈeɪprəl] aprel  
**May** [meɪ] may  
**June** [dʒu:n] iyun  
**July** [dʒʊˈlaɪ] iyul  
**August** [ˈɔ:gəst] avgust  
**September** [sepˈtembə] sentyabr  
**October** [ɒkˈtəʊbə] oktyabr  
**November** [nəʊˈvembə] noyabr  
**December** [dɪˈsembə] dekabr

**There are 28 days in February.**

[ˈðeərə: ˌtwenti ˈeɪt ˈdeɪz ɪn ˈfebrʊəri]  
Fevral ayında 28 kún bar.

**There are 30 days in April.**

[ˈðeərə: ˈθɜ:ti ˈdeɪz ɪn ˈeɪprəl]  
Aprel ayında 30 kún bar.

21 twenty-one [ˌtwenti ˈwʌn] jigirma bir  
22 twenty-two [ˌtwenti ˈtu:] jigirma eki  
23 twenty-three [ˌtwenti ˈθri:] jigirma úsh  
24 twenty-four [ˌtwenti ˈfɔ:] jigirma tórt  
25 twenty-five [ˌtwenti ˈfaɪv] jigirma bes

26 twenty-six [ˌtwenti ˈsɪks] jigirma alti  
27 twenty-seven [ˌtwenti ˈsevn] jigirma jети  
28 twenty-eight [ˌtwenti ˈeɪt] jigirma segiz  
29 twenty-nine [ˌtwenti ˈnaɪn] jigirma tođız  
30 thirty [ˈθɜ:ti] otız  
31 thirty-one [ˌθɜ:ti ˈwʌn] otız bir



**When's your birthday?**

['wenz jɔ: ˈbɜ:θdeɪ]  
Tuwılđan kúnińız qashan?

**It's in May.**

[ɪts ɪn ˈmeɪ]  
May ayında.



## Unit 11 Holidays



**It's my birthday in June! We sing and eat cakes.**

[ɪts maɪ 'bɜːθdeɪ ɪn 'dʒuːn. wɪ 'sɪŋ ənd 'iːt 'keɪks]  
Meniń tuwılǵan kúnim iyun ayında. Biz qosıq aytamız hám tort jeymiz.



**In Korea we plant flowers and trees in April.**

[ɪn kə'riə wɪ 'plɑːnt 'flaʊəz ənd 'triːz ɪn 'eɪprəl]  
Koreyada biz gúller hám tereklerdi aprel ayında egemiz.

**Uzbekistan**

[,uːzbeɪkɪ'stɑːn]  
Ózbekstan



**dance**

['dɑːns]  
ayaq oyınǵa túsiw

**special food**

[,speʃl 'fuːd]  
arnawlı taǵam



**Independence Day**

[,ɪndrɪ'pendəns 'deɪ]  
Ǵárezsizlik kúni



**Korea**

[kə'riə]  
Koreya

**plant**

[plɑːnt]  
ósimlik otırǵızw

**Earth Day**

['ɜːθdeɪ]  
Jer kúni

**presents**

['preznts]  
sawǵalar



**Women's Day**

[,wɪmɪnz 'deɪ]  
Hayal-qızlar kúni

**New Year's Day**

[,njuː 'jɪəz 'deɪ]  
Jańa jil kúni

**parade**

[pə'reɪd]  
parad

**Teachers' Day**

[,tiːtʃəz 'deɪ]  
Oqıtıwshılar kúni

## Unit 12 My day

**When do you get up?**

[ˈwen du: ju: ˈget ʌp]

Siz qashan oyanasız?

**I get up at six.**

[aɪ ˈget ʌp ət ˈsɪks]

Men saat altıda oyanaman.



**It's time to ...**

[ɪts ˈtaɪm tə ...]

... paytı boldı

**make a bed**

[ˈmeɪk ə ˈbed]

ornın jıynastırw



**do morning exercises**

[ˈdu: ˈmɔ:niŋ ˈeksəsaɪzəz] a zanğı dene shınıǵıwın islew



**get dressed**

[ˈget ˈdrest]  
kiyiniw

**comb hair**

[ˈkəʊm ˈheə]  
shash taraw



**have lunch**

[ˈhæv ˈlʌntʃ]  
túsleniw



**do homework**

[ˈdu: ˈhəʊmwɜ:k]  
úy tapsırmasın orınlaw




**wash face and hands**

[ˈwɒʃ ˈfeɪs ənd ˈhændz]  
bet hám qolların juwıw



**She is sad.**

[ʃi:z ˈsæd]  
Ol qapa.



**We are happy.**

[wi ˈɑ: ˈhæpi]  
Biz baxıtlımız.



**You are late.**

[ju ˈɑ: ˈleɪt]  
Siz kesh qaldırız.



**It is hungry**

[ɪts ˈhʌŋɡri]  
Onıń qarnı ash.



**He is tired.**

[hi:z ˈtaɪəd]  
Ol sharshadı.



**They are busy.**

[ðeɪ ˈɑ: ˈbɪzi]  
Olar bánt.





# Unit 13 Clothes

**T-shirt**  
[ti:ʃɜ:t]  
futbolka

**skirt**  
[skɜ:t]  
yubka

**trainers**  
[ˈtreɪnəz]  
krossovka

**cap**  
[kæp]  
kepka

**hat**  
[hæt]  
qalpaq

**shirt** [ʃɜ:t]  
er balalar  
kóylegi

**dress**  
[dres]  
kóylek

**wear**  
[weə]  
kiyw, kiyip alıw

**jeans**  
[ˈdʒi:nz]  
jinsi

**shorts**  
[ʃɔ:ts]  
shortik, kelte shalbar

**uniform**  
[ˈju:nɪfɔ:m]  
uniforma, forma

**jacket**  
[ˈdʒækɪt]  
kelte kamzol, kastyum

**trousers**  
[ˈtraʊzəz]  
shalbar

**doctor**  
[ˈdɒktə]  
shıpaker

**cook**  
[kʊk]  
aspaz

**pilot**  
[ˈpaɪlət]  
ushıwshı

**Where are my jeans?**  
[ˈweərə maɪ ˈdʒi:nz]  
Jinsiyim qayerde?  
**They are on the chair.**  
[ðeɪ ˈɑ: ɒn ðə ˈtʃeə]  
Ol stul ústinde.

**Where is my shirt?**  
[ˈweəz maɪ ˈʃɜ:t]  
Kóylegim qayerde?  
**It's on the table.**  
[ɪts ɒn ðə ˈteɪbl]  
Ol stol ústinde.



## Wordlist

*adj* – adjective – kelbetlik *prep* – preposition – predlog  
*num* – number – sanlıq *int* – interjection – úndew sóz  
*adv* – adverb – ráwısh *pron* – pronoun – almasıq  
*pl* – plural – kóplik *n* – noun – atlıq  
*conj* – conjunction – *v* – verb – feyil  
dáneker

### English

### Qaraqalpaqsha

#### A a

a [ə]  
about *prep* [ə'baʊt]  
afternoon *n* [ɑ:ftə'nu:n]  
in the afternoon *adv*  
air *n* [eə]  
album *n* [ælbəm]  
alphabet *n* [ælfəbet]  
America *n* [ə'merıkə]  
an [ən, æn]  
and *conj* [ənd, ænd]  
And you? [ənd'ju:]  
animal *n* [ænim(ə)l]  
answer *n, v* [ɑ:nsə]  
apple *n* [æp(ə)l]  
apricot *n* [eɪprıkɒt]  
April *n* [eɪpr(ə)l]  
are *v* [ɑ:]  
Are you ...?  
arm *n* [ɑ:m]  
art *n* [ɑ:t]  
ask *v* [ɑ:sk]  
at *prep* [ət, æt]  
August *n* [ɔ:gəst]  
autumn *n* [ɔ:təm]

*belgisiz artikl*  
haqqında  
tús waqtı  
túste  
hawa  
albom  
álipbe  
Amerika  
*belgisiz artikl*  
hám  
Siz-she?  
haywan  
juwap; juwap beriw  
alma  
erik  
aprel  
bolıw (kóplikte)  
Siz ...be?  
qol  
súwretlew óneri  
soraw  
... da  
avgust  
gúz

#### B b

baby *n* ['beɪbi]  
bad *adj* [bæd]

náreste, bópe  
jaman

bag *n* [bæg]  
 ball *n* [bɔ:l]  
 banana *n* [bə'nɑ:nə]  
 basketball *n* ['bɑ:skɪtbɔ:l]  
 bear *n* [beə]  
 bee *n* [bi:]  
 big *adj* [bɪg]  
 bird *n* [bɜ:d]  
 birthday *n* ['bɜ:θdɪ]  
 black *adj* [blæk]  
 board *n* [bɔ:d]  
 blue *adj* [blu:]  
 book *n* [bʊk]  
 brother *n* ['brʌðə]  
 box *n* [bɒks]  
 boy *n* [bɔɪ]  
 brown *adj* [braʊn]  
 brush *n, v* [brʌʃ]  
 brush teeth  
 bull *n* [bʊl]  
 busy *adj* ['bɪzi]

## C c

cabbage *n* ['kæbɪdʒ]  
 cake *n* [keɪk]  
 calendar *n* ['kælɪndə]  
 can *v* [kæn, kən]  
 Can I have ...?  
 canteen [kæn'ti:n]  
 cap *n* [kæp]  
 car *n* [kɑ:]  
 carrot *n* ['kærət]  
 cartoon *n* [kɑ:'tu:n]  
 cat *n* [kæt]  
 chair *n* [tʃeə]  
 chant *n* [tʃɑ:nt]  
 cherry *n* ['tʃeri]  
 chick *n* [tʃɪk]

portfel, sumka  
 top  
 banan  
 basketbol  
 ayıw  
 pal hárresi  
 úlken  
 qus  
 tuwılǵan kún  
 qara  
 klass doskası  
 kók  
 kitap  
 aǵa, ini  
 qutı  
 ul bala  
 qońır reń  
 1) shyotka; 2) shyotkalaw  
 tislardi shyotkamenen tazalaw  
 ógiz, buǵa  
 jumis penen bánt

kapusta  
 tort, pirojniy  
 kalendar  
 isleyalıw, qolınan keliw  
 ...ti alsam bolama?  
 asxana  
 kepka, shapka  
 avtomobil  
 geshir  
 multfilm  
 pıshıq  
 stul  
 chant (kishi qosıq)  
 alsha  
 shóje

chicken *n* ['tʃɪkɪn]  
 children *n* ['tʃɪldrən]  
 clap *v* [klæp]  
 class *n* [klɑ:s]  
 classroom *n* ['klɑ:srʊm]  
 clean *adv* [kli:n]  
 clean water *n* ['kli:n'wɔ:tə]  
 climb *v* [klaɪm]  
 clock *n* [klɒk]  
 cloud *n* [klaʊd]  
 cloudy *adj* ['klaʊdi]  
 cold *adj* [kəʊld]  
 collect *v* [kə'lekt]  
 colour *n* ['kɒlə]  
 colour pencils *n*  
 comb *v* [kəʊm]  
 come *v* [kʌm]  
 complete *v* [kəm'pli:t]  
 computer *n* [kəm'pjʊ:tə]  
 cool *adj* [ku:l]  
 cook *v* [kʊk]  
 copybook *n* ['kɒpi 'bʊk]  
 corn *n* [kɔ:n]  
 count *v* [kaʊnt]  
 cow *n* [kaʊ]  
 crayon *n* ['kreɪən]  
 crocodile *n* ['krɒkədəɪl]  
 cucumber *n* ['kju:kʌmbə]

## D d

dad *n* [dæd]  
 dance *v* [dɑ:ns]  
 dear *adj* [dɪə]  
 December *n* [dɪ'sembə]  
 desk *n* [desk]

tawıq  
 balalar  
 qol shappatlaw  
 klass; sabaq  
 klass bólmesi  
 taza  
 taza suw  
 órmelep shıǵıw  
 saat  
 bult  
 bultlı  
 suwıq  
 jıynaw  
 reń  
 reńli qálemler  
 taraw  
 keliw  
 tamamlaw  
 kompyuter  
 salqın  
 pisiriw, awqat tayarlaw  
 dápter  
 dán, ǵálle  
 sanaw  
 sıyr  
 reńli por  
 krokodil  
 qıyar

áke  
 ayaq oyınǵatúsiw  
 qádirli, áziz  
 dekabr  
 jazıw stolı, parta



do *v* [du:]  
do crosswords  
[du:'krɒswɜ:dz]  
do morning exercises  
[du: 'mɔ:nɪŋ 'eksəsaɪzɪs]  
do sums *v* [du: 'sʌmz]  
doctor *n* ['dɒktə]  
dog *n* [dɒg]  
doll *n* [dɒl]  
donkey *n* [dɒŋki]  
door *n* [dɔ:]  
draw *v* [drɔ:]  
dress *n* [dres]  
duck *n* [dʌk]

## E e

ear *n* [ɪə]  
Earth Day *n* ['ɜ:θ 'deɪ]  
eat (up) *v* [i:t (ʌp)]  
eggplant *n* ['egplɑ:nt]  
eight *num* [eɪt]  
eighteen *num* ['eɪ'ti:n]  
eleven *num* [ɪ'levn]  
English *n* ['ɪŋɡlɪʃ]  
eraser *n* ['reɪzə]  
evening *n* ['i:vnɪŋ]  
in the evening *adv*  
eye *n* [aɪ]

## F f

fairy tale *n* ['feəri 'teɪl]  
family *n* ['fæməli]  
father *n* ['fɑ:ðə]  
favourite *adj* ['feɪvərɪt]  
February *n* ['febrʊəri]  
fifteen *num* ['fɪf'ti:n]  
fifty *num* ['fɪftɪ]  
find *v* [faɪnd]  
finish *v, n* ['fɪnɪʃ]  
fish *n* [fɪʃ]

orınlaw, islew  
krossvord sheshiw  
azanǵı denetárbiya  
shınıǵıwlarıdı orınlaw  
mısaldı sheshiw  
doktor, vrach, shıpaker  
kúshik, iyt  
quwırshaq  
eshek  
esik  
súwret salıw  
kóylek  
úyrek

qulaq  
Jer kúni  
jew, jep qoyıw  
baklajan  
segiz  
on segiz  
on bir  
inglis tili  
óshirgish  
keshqurın, tún  
keshqurın, túnde  
kóz

ertek  
shańaraq  
ata  
súyikli  
fevral  
on bes  
eliw  
tabıw  
tamamlaw; aqırı  
balıq

five *num* [faɪv]  
floor *n* [flɔː]  
fly *v* [flaɪ]  
fly a kite *v*  
food *n* [fuːd]  
football *n* ['fʊtbɔːl]  
for *prep* [fɔː, fə]  
forty *num* ['fɔːti]  
four *num* [fɔː]  
fourteen *num* ['fɔː'tiːn]  
fresh *adj* [frefʃ]  
fresh air *n*  
Friday *n* ['fraɪdi]  
friend *n* [frend]  
frog *n* [frɒg]  
fun *n* [fʌn]

## G g

game *n* [geɪm]  
get dressed *v* ['get 'drest]  
get up *v* ['get 'ʌp]  
girl *n* [gɜːl]  
give *v* [gɪv]  
go *v* [gəʊ]  
go to school *v*  
goat *n* [gəʊt]  
good *adj* [gʊd]  
Good morning!  
[gʊd 'mɔːnɪŋ]  
grape [greɪp]  
grass *n* [grɑːs]  
great *adj* [greɪt]  
green *adj* [griːn]  
grey *adj* [greɪ]  
group *n* [gruːp]  
guess *v* [ges]  
gym *n* [dʒɪm]

bes  
1) qabat; 2) pol  
ushıw  
pátpelek ushırıw  
awqat, jemis  
futbol  
ushın  
qırq  
tórt  
on tórt  
tınıq  
taza hawa  
juma  
dos  
qurbaqa  
quwanış  
  
oyın  
kiyiniw  
ornınan turıw  
qız bola  
beriw  
barıw, júriw  
mektepke barıw  
eshki  
jaqsı  
Qayırlı tań!  
  
júzim  
shóp, maysa  
ullı, zor  
jasıl  
kúlreń  
topar  
shamalaw (tabıw)  
gimnastika (sport) zalı

## H h

hair *n* [heə]

hand *n* [hænd]

handball *n* ['hændbɔ:l]

happy *adj* ['hæpi]

hat *n* [hæt]

have *v* [hæv]

I have ... ['aɪ hæv]

have breakfast *v*  
['hæv 'brekfəst]

have lunch *v*  
['hæv 'lʌntʃ]

he *pron* [hi:]

head *n* [hed]

hello [hə'ləʊ]

hen *n* [hen]

her *pron* [hɜ:]

hi [haɪ]

his *pron* [hɪz]

His/her name is ...

hobby *n* ['hɒbi]

holiday *n* ['hɒlɪdeɪ]

hop *v* [hɒp]

hopscotch *n* ['hɒpskɒtʃ]

horse *n* [hɔ:s]

hot *adj* [hɒt]

hot dog *n* ['hɒtdɒg]

hungry *adj* ['hʌŋgri]

## I i

I *pron* [aɪ]

I like ... ['aɪ 'laɪk]

I like doing ...

in *prep* [ɪn]

Independence Day *n*  
['ɪndɪpendəns deɪ]

interview *n* ['ɪntəvju:]

shash

qol

qol tobrı

baxıtlı

qalpaq

ıye bolıw, bar bolıw

mende ... bar.

azanǵı awqatlanıw

túski awqatlanıw

ol (ul balalarǵa baylanıslı)

bas, gelle

sálem

tawıq

onıń (qız balalarǵa baylanıslı)

sálem

onıń (ul balalarǵa baylanıslı)

Onıń atı ...

hobbi, jaqsı kóretuǵın jumıs,  
kási p

1) bayram; 2) demalıs

sekiriw

teppek

at

ıssı

xot-dog

ash bolıw

men

Men ... unataman.

Men ... islewdi unataman.

1) ishinde (orınǵa baylanıslı);

2) ...da (waqıtqa baylanıslı)

Gárezsizlik kúni

intervyu

is <i>v</i> [ɪz]	bolıw (3-bet birlik ushin)
it <i>pron</i> [ɪt]	ol (3-bet birlik ushin)
It's time to ...	Bir zatlardı islew waqtı boldı.
It's two o'clock.	Saat eki boldı.
It's two thirty.	Saat eki yarım boldı.
<b>J j</b>	
jacket [ˈdʒækɪt]	kelte kamzol, kastyum
jam [dʒæm]	djem
January <i>n</i> [ˈdʒænjʊəri]	yanvar
jeans <i>n</i> [dʒi:nz]	jinsi
July <i>n</i> [dʒʊˈlaɪ]	iyul
jump <i>v</i> [dʒʌmp]	sekiriw
jump a rope <i>v</i>	arqan (arqannan) sekiriw
[ˈdʒʌmp əˈrəʊp]	
jumping <i>n</i> [ˈdʒʌmpɪŋ]	sekiriw
June <i>n</i> [dʒu:n]	iyun
<b>K k</b>	
kangaroo <i>n</i> [ˈkæŋgəˈru:]	kenguru
kite <i>n</i> [kaɪt]	pátpelek
knee <i>n</i> [ni:]	dize
Korea <i>n</i> [kəˈriə]	Koreya
<b>L l</b>	
late <i>adj</i> [leɪt]	kesh, kesh qalğan
lazy <i>adj</i> [ˈleɪzi]	jalqaw, isjaqpas, erinshek
left <i>adj</i> [left]	shep
leg <i>n</i> [leg]	ayaq
lemon <i>n</i> [ˈlemən]	limon
lesson <i>n</i> [lesn]	sabaq
Let's ... [lets]	Kelińler...
letter <i>n</i> [ˈletə]	1) xat; 2) hárip
library <i>n</i> [ˈlaɪbrəri]	kitapxana
line <i>n</i> [ˈlaɪn]	sızıq
lion <i>n</i> [laɪən]	arслан
listen <i>v</i> [ˈlɪsn]	tıńlaw
little <i>adj</i> [ˈlɪtl]	kishkene
Little Red Riding Hood	qızıl shapkasha
[ˈlɪtl ˈred ˈraɪdɪŋ ˈhʊd]	



long *adj* [lɒŋ]  
look *v* [lʊk]  
a lot of *adv* [ə'lɒtəv]

## M m

make *v* [meɪk]  
March *n* [mɑ:tʃ]  
match *v* [mætʃ]  
  
maths *n* [mæθs]  
May *n* [meɪ]  
meet *v* [mi:t]  
melon *n* ['melən]  
Mexico *n* ['meksɪkəʊ]  
mime *v* [maɪm]  
Monday *n* ['mʌndɪ]  
monkey *n* ['mʌŋki]  
month *n* [mʌnθ]  
morning *n* ['mɔ:nɪŋ]  
in the morning *adv*  
mother *n* ['mʌðə]  
mother tongue *n*  
[ 'mʌðə 'tʌŋ]  
mouse *n* [maʊs]  
mouth *n* [maʊθ]  
Mr *n* ['mɪstə]  
Mrs *n* ['mɪsɪz]  
mum *n* [mʌm]  
music *n* ['mju:zɪk]  
my *pron* [maɪ]

## N n

name *n* [neɪm]  
My name is ...  
Navruz [nʌv'ru:z]  
new *adj* [nju:]  
New Year's Day  
nine *num* [naɪn]  
nineteen *num* ['naɪn'ti:n]  
no *int* [nəʊ]

uzaq, uzın  
qaraw  
kóp

islew, jasaw  
mart  
mas keltiriw, mas keletuǵını  
saylaw  
matematika  
may  
ushırasıw  
qawın  
Meksika  
im menen túsindiriw  
dúyshembi  
maymıl  
ay  
tań  
azanǵı, azanǵı waqıt  
ana  
anatili  
  
tishqan  
awız  
mırza  
xanım  
ana  
muzıka  
meniń

at, isim  
Meniń atım ...  
Nawrız bayramı  
jańa  
Jańajıl kúni  
toǵız  
on toǵız  
joq

No, sorry.  
No, I don't.

nose *n* [nəʊz]

November *n*  
[nəʊ'vembə]

number *n* ['nʌmbə]

## O o

October *n* [ɒk'təʊbə]

old *adj* [əʊld]

How old are you?

on *prep* [ɒn]

one *num* [wʌn]

onion *n* ['ʌnjən]

orange *n, adj* ['ɒrɪndʒ]

our *adj* [aʊə]

## P p

pair *n* [peə]

parade *n* [pə'reɪd]

PE *n* ['pi: 'i:]

peach *n* [pi:tʃ]

pear *n* [peə]

pen *n* [pen]

pencil *n* ['pensl]

pencil case *n*  
['penslkeɪs]

pepper *n* ['pepə]

photo *n* ['fəʊtəʊ]

picture *n* ['pɪktʃə]

pilot *n* ['paɪlət]

pink *adj* [pɪŋk]

plane *n* [pleɪn]

plant *n, v* [plɑ:nt]

play *v, n* [pleɪ]

play football/hockey

Keshirersiz, joq.

Joq.

murın

noyabr

nomer, san

oktyabr

eski, góne

Neshe jastasız?

1) üstinde (bir nárseniń  
üstinde);

2) ...da (waqıtqa baylanıslı)

bir

piyaz

1) apelsin; 2) jalın reńindey

bizlerdiń, bizlerdiki

jup

parad

dene tárbiya (sabaq)

shabdal

almurt

ruchka

qálem

qálem salǵısh

burısh

fotosúwret

súwret

ushıwshı

aqshıl qızǵılt reń

samolyot

1) ósimlik; 2) otırǵızıw

1) oynaw; 2) oyın

futbol/xokkey oynaw

play hopscotch/games  
play see-saw  
play tag *v* ['pleɪ 'tæg]  
please *interj* [pli:z]  
plum *n* [plʌm]  
plus *n* [plʌs]  
poem *n* [pəʊɪm]  
point *v* [pɔɪnt]  
present *n* ['preznt]  
pumpkin *n* ['pʌmpkɪn]  
pupil *n* ['pjʊ:pl]  
purple *adj* ['pɜ:pəl]

### Q q

question *n* ['kwɛstʃən]  
queen *n* [kwi:n]

### R r

rainbow *n* ['reɪnbəʊ]  
rainy *adj* ['reɪni]  
read *v* [ri:d]  
reading *n* ['ri:dɪŋ]  
red *adj* [red]  
repeat *v* [ri'pi:t]  
report *v* [ri'pɔ:t]  
revision *n* [ri'vɪʒən]  
right *adj* [raɪt]  
river *n* ['rɪvə]  
robot *n* ['rəʊbɒt]  
rooster *n* ['ru:stə]  
ruler *adj* ['ru:lə]  
run *v* [rʌn]  
Russian *adj* ['rʌʃn]

### S s

sad *adj* [sæd]  
Saturday *n* ['sætədi]  
say *v* [seɪ]  
school *n* [sku:l]

teppek oynaw  
átkónshekte ushıw  
quwıspaƣ oynaw  
ótinish  
qáreli  
qosıw, plyus  
qosıƣ  
kórsetiw  
sawǵa  
asqabaƣ  
oƣıwshı  
sıyareń

soraw  
malika

ayqulaƣ  
jawınlı  
oƣıw  
oƣıw kitabı  
qızıl  
qaytalaw, tákirarlaw  
axbarot (esabat) beriw  
qaytarıw, tákirarlaw  
1) tuwrı; 2) oń  
dárya  
robot  
qoraz  
sızǵısh  
juwirıw  
1) russha; 2) rus tili

qapa  
shembi  
dew, aytıw  
mektep

school things  
 ['sku:l 'θiŋz]  
 see *v* [si:]  
 see-saw *n* ['si:'sɔ:]  
 sentence *n* ['sentəns]  
 September *n*  
 [sep'tembə]  
 seven *num* ['sevn]  
 seventeen *num*  
 ['sevn'ti:n]  
 sharpener *n* ['ʃɑ:pneɪ]  
 she *pron* [ʃi:]  
 sheep *n* [ʃi:p]  
 shirt *n* [ʃɜ:t]  
 short *adj* [ʃɔ:t]  
 shorts *n* [ʃɔ:ts]  
 shoulder *n* ['ʃəʊldə]  
 sing *v* [sɪŋ]  
 sister *n* ['sɪstə]  
 sit *v* [sɪt]  
 sit down *v* ['sɪt 'daʊn]  
 six *num* [sɪks]  
 sixteen *num* ['sɪks'ti:n]  
 skate *v* [skeɪt]  
 ski *v* [ski]  
 skirt *n* [skɜ:t]  
 small *adj* [smɔ:l]  
 snowman *n* ['snəʊmən]  
 song *n* [sɒŋ]  
 sorry *v* ['sɒri]  
 speak *v* [spi:k]  
 special *adj* ['speʃl]  
 spring *n* ['sprɪŋ]  
 stand up *v* ['stænd 'ʌp]  
 start *n, v* [stɑ:t]  
 strawberry *n* ['strɔ:bəri]  
 summer *n* ['sʌmə]

oqıw quralları  
 kóriw  
 átkónshek  
 gáp  
 sentyabr  
 jeti  
 on jeti  
 qálem shıǵarǵısh  
 ol (qız balalar ushın qollanıladı)  
 qoy  
 er balalar kóylegi  
 kelte  
 shortik, kelte shalbar  
 iyin  
 qosıq aytıw  
 apa-sińli  
 otırıw  
 otırıw  
 altı  
 on altı  
 lijada sırǵanaw  
 konkide sırǵanaw  
 yubka  
 kishkene  
 qar adam  
 qosıq  
 keshiriń, keshirersiz  
 sóylew  
 arnawlı  
 báhár  
 turıw  
 1) baslanıw; 2) baslaw  
 qulpınay  
 jaz



Sunday <i>n</i> ['sʌndi]	ekshembi
sunny <i>adj</i> ['sʌni]	quyashlı
swim <i>v</i> [swim]	shomılıw, júziw
<b>T t</b>	
table <i>n</i> [teɪbl]	1) stol; 2) keste
tail <i>n</i> [teɪl]	quyriq
tasty <i>adj</i> ['teɪsti]	mazalı, lázzetli
taxi <i>n</i> ['tæksi]	taksi
teacher <i>n</i> ['ti:tʃə]	oqıtıwshı
Teachers' Day <i>n</i>	Oqıtıwshılar kúni
['ti:tʃəz 'deɪ]	
team <i>n</i> [ti:m]	topar, komanda
teddy bear <i>n</i> ['tedi' beə]	oyınshıq ayıw
teeth <i>n</i> [ti:θ]	tisler
ten <i>num</i> [ten]	on
tennis <i>n</i> ['tenɪs]	tennis
Thank you <i>v</i> ['θæŋkju:]	Raxmet (sizge)
that <i>adj</i> [ðæt]	ol, sol, anaw
the [ðə, ði:, ði]	anıq artıkl
there is/are [ðerɪz/ðerɑ:]	(bir jerde) ... bar
thing <i>n</i> [θɪŋ]	zat, buyım
this <i>pron</i> [ðɪs]	bul, sol
thirteen <i>num</i> ['θɜ:ti:n]	on úsh
thirty <i>num</i> ['θɜ:ti]	otız
thirty-one <i>num</i>	otız bir
['θɜ:ti 'wʌn]	
three <i>num</i> [θri:]	úsh
Thursday <i>n</i> ['θɜ:zdi]	piyshembi
tiger <i>n</i> ['taɪgə]	jolbarıs
time <i>n</i> [taɪm]	waqıt
tired <i>adj</i> [taɪd]	sharshaǵan
to <i>prep</i> [tu, tə, tu:]	-ǵa
toe <i>n</i> [təʊ]	ayaq barmaǵı
tooth <i>n</i> [tu:θ]	tis
tomato <i>n</i> [tə'mɑ:təʊ]	pomidor
toy <i>n</i> [tɔɪ]	oyınshıq
tractor <i>n</i> ['træktə]	traktor

train *n* [treɪn]  
trainers *n* ['treɪnəz]  
tree *n* [tri:]  
trousers *n* ['traʊzəz]  
T-shirt *n* ['ti:'ʃɜ:t]  
Tuesday *n* ['tju:zdi]  
twelve *num* [twelv]  
twenty *num* ['twenti]  
twenty-one *num*  
['twenti 'wʌn]  
two *num* [tu:]

## U u

under *prep* [ʌndə]  
unit *n* ['ju:nɪt]  
Uzbek *n* ['ʊzbek]  
Uzbekistan *n*  
['ʊzbekɪ'stɑ:n]

## V v

vase *n* [vɑ:z]  
volleyball *n* ['vɒlibɔ:l]

## W w

wall *n* [wɔ:l]  
want *v* [wɒnt]  
watch TV *v* ['wɒtʃ'ti:'vi:]  
watermelon *n*  
['wɔ:təmelən]  
we *pron* [wi:]  
Wednesday *n* ['wenzdɪ]  
well *adj* [wel]  
what *pron* [wɒt]  
white *adj* [waɪt]  
who *pron* [hu:]  
window *n* ['wɪndəʊ]  
wish *n, v* [wɪʃ]

poezd  
krossovka  
terek  
shalbar  
futbolka  
shiyshembi  
on eki  
jigirma  
jigirmabir  
  
eki

astında, túbinde  
bólim  
ózbek; ózbek tili  
Ózbekstan

vaza, gúze  
voleybol

diywal  
qálew  
televizor kóriw  
ǵarbız

biz  
sárshembi  
jaqsı  
ne; qanday  
aq  
kim, qaysı  
ayna  
tilek; tilew

with *prep* [wið]  
wolf *n* [wʊlf]  
word *n* [wɜ:d]  
wordlist *n* ['wɜ:dlɪst]  
write *v* [raɪt]

## Y y

yellow *adj* ['jeləʊ]  
yes *interj* [jes]  
you *pron* [ju:, jə]  
your *pron* [jɔ:]

## Z z

zebra *n* ['zi:brə]  
zoo *n* [zu:]

menen  
qasqır  
sóz  
sózlik  
jazıw

sarı reń  
awa  
sen, siz  
seniń, siziń

zebra  
haywanat baǵı

K 40 Kids' English: oqıw baıslımı. 2-klass. S. Xan [hám basqalar]. — Tashkent: «O'zbekiston», 2018. — 120 b.

ISBN 978-9943-28-126-4

UO'K: 811.111(075)  
KBK 81.2Ingl

*O'quv nashri*

**Svetlana Xan, Lutfullo Jo'rayev,  
Klara Inogamova, Oysara Maxsudova**

## **Kids' English**

*Qayta ishlangan va to'ldirilgan uchinchi nashri*

Umumiy o'rta ta'lim maktablarining 2-sinfi uchun darslik

(Qaraqalpaq tilinde)

Xudojnikler: Yu. Gabzalilov, I. Xolxo'jayev, F. Iskandarov, R. Zufarov, B. Zufarov

Awdarmashi G. Nizanova

Dizayner hám kórkem redaktor Sh. Xo'jayev

Redaktorlar: K. Inogamova, R. Palwaniyazova

Tex. redaktorlar T. Xaritonova, B. Turimbetov

Operator A. Atagullaeva

Nashriyot litsenziyasi AI № 158, 14.08.2009.

Original-maketten basıwǵa ruqsat etilgen waqtı 22.06.2018-j. Qaǵaz formatı 60x90<sup>1</sup>/<sub>8</sub>. Ofset qaǵazi. «Pragmatica KRKP» garniturasında ofset usılında basıldı. Kegli 16, 14. Kólemi 15,00. b. t. Esap 19,0 b.t. Nusqası 12049 dana. Buyırtpa № 18-233.

Ózbekstan Baspasóz hám xabar agentliginiń «O'zbekiston» baspa-poligrafiyalıq dóretiwshilik úyi.  
100011, Tashkent, Nawayı kóshesi, 30.

Original-maket «Bilim» baspasında tayarlandı.  
230103. Nókis qalası, Qaraqalpaqstan kóshesi, 9.

Telefon: (371) 244-87-55, 244-87-20. Faks: (371) 244-37-81, 244-38-10.  
e-mail: [uzbekistan@iptd-uzbekistan.uz](mailto:uzbekistan@iptd-uzbekistan.uz) [www.iptd-uzbekistan.uz](http://www.iptd-uzbekistan.uz)

### Sabaqlıqtıń jaǵdayn kórsetiwshi keste

№	Oqıwshı atı, familiyası	Oqıw jılı	Sabaqlıqtıń alıńandaǵı awhalı	Klass basshısınır qolı	Sabaqlıqtıń tapsırılǵandaǵı awhalı	Klass basshısınır qolı
1.						
2.						
3.						
4.						
5.						
6.						

**Sabaqlıq ijarǵa berilip, oqıw jılı juwmaǵında qaytarıp alıńanda joqarıdaǵı keste klass basshı tárepinen tómendegi bahalaw ólshemlerine tiykarlanıp toltırıladı:**

Jańa	Sabaqlıqtıń birinshi mártebe paydalanıwǵa berilgendegi awhalı.
Jaqsı	Qabı pútin, sabaqlıqtıń tiykarǵı bóleginen ajralmaǵan. Barlıq betleri bar, jırtılmaǵan, túspegen, betlerinde jazıw hám sızıqlar joq.
Qanaatlandırarlı	Qabına jazılǵan, biraz sızılıp shetleri jelingen, sabaqlıqtıń tiykarǵı bóleginen ajıralıw halı bar, paydalanıwshı tárepinen qanaatlandırarlı ońlanǵan. Túsken betleri qayta ońlanǵan, ayırım betlerine jazılǵan.
Qanaatlandırarlı	Qabına sızılǵan, jırtılǵan, tiykarǵı bóleginen ajralǵan yaki joq, qanaatlandırarsız ońlanǵan. Betleri jırtılǵan, betleri jetispeydi, sızıp, boyap taslanǵan. Sabaqlıqtı tiklep bolmaydı.



with *prep* [wið]  
wolf *n* [wʊlf]  
word *n* [wɜ:d]  
wordlist *n* [ˈwɜ:dlist]  
write *v* [raɪt]

## Y y

yellow *adj* [ˈjeləʊ]  
yes *interj* [jes]  
you *pron* [ju:, jə]  
your *pron* [jɔ:]

## Z z

zebra *n* [ˈzi:brə]  
zoo *n* [zu:]

menen  
qasqır  
sóz  
sózlik  
jazıw

sarı reń  
awa  
sen, siz  
seniń, siziń

zebra  
haywanat baǵı

K 40 Kids' English: oqıw baslımı. 2-klass. S. Xan [hám basqalar]. — Tashkent: «O'zbekiston», 2018. — 120 b.

ISBN 978-9943-28-126-4

UO'K: 811.111(075)  
KBK 81.2Ingl

*O'quv nashri*

**Svetlana Xan, Lutfullo Jo'rayev,  
Klara Inogamova, Oysara Maxsudova**

## **Kids' English**

*Qayta ishlangan va to'ldirilgan uchinchi nashri*

Umumiy o'rta ta'lim maktablarining 2-sinfi uchun darslik

(Qaraqalpaq tilinde)

Xudojnikler: Yu. Gabzalilov, I. Xolxo'jayev, F. Iskandarov, R. Zufarov, B. Zufarov

Awdarmashi G. Nizanova  
Dizayner hám kórkem redaktor Sh. Xo'jayev  
Redaktorlar: K. Inogamova, R. Palwaniyazova  
Tex. redaktorlar T. Xaritonova, B. Turimbetov  
Operator A. Atagullaeva

Nashriyot litsenziyasi AI № 158, 14.08.2009.

Original-maketten basıwǵa ruqsat etilgen waqtı 22.06.2018-j. Qaǵaz formatı 60x90<sup>1</sup>/<sub>8</sub>. Ofset qaǵazi. «Pragmatica KRKP» garniturasında ofset usılında basıldı. Kegli 16, 14. Kólemi 15,00. b. t. Esap 19,0 b.t. Nusqası 1522 dana. Buyırtpa № 18-234.

Ózbekstan Baspasóz hám xabar agentliginiń «O'zbekiston» baspa-poligrafiyalıq dóretiwshilik úyi.  
100011, Tashkent, Nawayı kóshesi, 30.

Original-maket «Bilim» baspasında tayarlandı.  
230103. Nókis qalası, Qaraqalpaqstan kóshesi, 9.

Telefon: (371) 244-87-55, 244-87-20. Faks: (371) 244-37-81, 244-38-10.  
e-mail: [uzbekistan@iptd-uzbekistan.uz](mailto:uzbekistan@iptd-uzbekistan.uz) [www.iptd-uzbekistan.uz](http://www.iptd-uzbekistan.uz)