

S. XAN, L. JO‘RAYEV, K. INOGAMOVA

Kids' English 3

*O‘zbekiston Respublikasi Xalq ta‘limi vazirligi tomonidan
umumiy o‘rta ta‘lim maktablarining 3-sinf o‘quvchilari
uchun darslik sifatida tasdiqlangan*

Qayta ishlangan ikkinchi nashr



TOSHKENT
“O‘ZBEKISTON”
2017

UO'K: 811.111(075)
KBK 81.2Ingl
K 40

Mualliflar „Kids' English 3“ o'quv-metodik majmuasining yaratilishida ko'rsatgan beminnat yordamlari va bergan qimmatli maslahatlari uchun Britaniya Kengashi direktori hamda Respublika ta'lim markazi mutaxassislariga o'z minnatdorchiligini bildiradilar.

Majmuani sinovdan o'tkazishda ishtirok etgan respublikamizning barcha maktab o'qituvchilari va o'quvchilariga, mazkur majmua bo'yicha 1–3-sinflar o'qituvchilarini tayyorlashda ishtirok etgan trenerlarga, shuningdek, Buyuk Britaniya Norvidj til o'rgatish instituti akademik direktori Rod Bolaytoga, IATEFL vakili Les Kirxemga, Britaniya Kengashi loyiha bosh menejeri Natalya Sarikovaga, ingliz tili ta'limi bo'yicha xalqaro maslahatchilar Uendi Arnold, Bern Bryuerton, Di Broton hamda barcha taqrizchilarga tashakkur izhor etadilar.

Ushbu o'quv-metodik majmua Chet tillarini o'qitishning innovatsion metodikalarini rivojlantirish Respublika ilmiy-amaliy markazi ishtirokida yaratildi.

Ilmiy maslahatchi:

M.T. Irisqulov

*O'zbekiston Davlat jahon tillari universiteti qoshidagi
Chet tillarini o'qitishning innovatsion metodikalarini rivojlantirish
Respublika ilmiy-amaliy markazi direktori, professor*

Shartli belgilar:



– tinglab tushunish yoki video mashqlarni bajarish;



– o'yin tarzidagi mashqlarni bajarish;



– kuchli o'quvchilar yoki sinflar uchun qo'shimcha topshiriq;



– ish daftari yozish, rasmlarni chizish, bo'yash va h.k.lar uchun mo'ljallangan topshiriqlar;



– gapirish amaliyoti uchun dialogik nutq.

**Respublika maqsadli kitob jamg'armasi mablag'lari
hisobidan chop etildi.**

Aziz o'qituvchilar va ota-onalar!

„**Kids' English 3**“ o'quv-metodik majmuasi O'zbekiston Respublikasi Prezidentining 2012-yil 10-dekabrda „Chet tillarni o'rganish tizimini yanada takomillashtirish chora-tadbirlari to'g'risida“gi PQ-1875-sonli qarorida belgilangan talablar va vazifalardan kelib chiqqan holda ingliz tilini o'rgatishning eng zamonaviy va ilg'or pedagogik texnologiyalar hamda metodlar tamoyillari asosida yaratildi.

O'quv-metodik majmua Darslik, Ish daftari, Multimedia resursi hamda O'qituvchi uchun metodik qo'llanmalardan iborat bo'lib, ular yaxlit bir holda 3-sinfga qadam qo'ygan jazzi bolajonlarning ingliz tilida saboq olishlariga baholi qudrat yordam beradigan ko'pdan ko'p qiziq va ajoyib mashqlar, o'yinlar, she'rlar, qo'shiqlar va sh.k.larni o'z ichiga olgan. Ularni bolajonlarimizga maqsadga muvofiq ravishda yetkazishda, albatta, Siz aziz o'qituvchilar va muhtaram ota-onalarning hissasi beqiyosdir.

O'qish, yozuv, tinglab tushunish va gapirish asosida ingliz tilini o'rgatishga mo'ljallangan ushbu o'quv-metodik majmua ayrim kamchiliklardan xoli emasligi tabiiy. Shu bois o'quv-metodik majmua yuzasidan bildiradigan fikrlaringiz biz mualliflar uchun qimmatlidir.

O'quv-metodik majmua bolajonlarni zeriktirib qo'ymaydi, aksincha, ingliz tilini o'rganishga ishtiyoq uyg'otish bilan bir qatorda olam-olam quvonch ham bag'ishlaydi degan umiddamiz.

Mualliflar

Unit 1 Our family is big.

Lesson 1 I have two sisters.

1 Listen and repeat.



2 Play "Numbers".



3 Play "Find a pair".



4 Work in groups of four. Play "I have three sisters and one brother".



e.g. **A:** I have three sisters and one brother.

B: I have two sisters and two brothers.

5a Look at the pictures and match.



1



(a) I have one sister and one brother.

(b) I have one sister and two brothers.

(c) I have two brothers and two sisters.

(d) I have three brothers and one sister.

(e) I have one brother and three sisters.

2



3



4



5



5b



Work in pairs. Read and point.

Unit 1 Our family is big.

Lesson 2 My mum is a teacher.

1  Listen and sing.

2a  Listen and repeat.



a teacher



a director



a farmer



a fireman



a driver



a secretary



a housewife

2b **Work in pairs.**
Point and say.

cook

3  **Play "My dad's a doctor".**

e.g. **A:** My dad's a doctor.

B: My dad's a

doctor

pilot

4  **Play "Look and guess".**

e.g. **A:** (mimes)

B: A doctor. (You're a doctor.)

A: No.

C: A teacher.

A: Yes.

farmer

driver

5  **Write in alphabetical order.**

Unit 1 Our family is big.

Lesson 3 Are you a driver?

1a

Work in pairs. Point and say.

e.g. **A:** (points) **B:** I'm in the library.



1b

Work in pairs. Ask and answer.

A: Are you in the gym? **B:** Yes. (Yes, I am.)

2



Play "His mum's a teacher".

e.g. **A:** My mum's a teacher.

B: His mum's a teacher. My mum's a doctor.

3

Play "Look and guess".

e.g. **A:** (takes a card and mimes).

B: Are you a doctor?

A: Yes. (Yes, I am.)

4



Play "Are you a driver?".

e.g. **A:** Are you a driver?

B: No.

A: Are you a driver?

C: Yes.

A: Good. I'm a driver, too.

5



Write the sentences.

Unit 1 Our family is big.

Lesson 4 Project

1a Make “My family photo album”.

My family

by Jasur Sobirov



Contents

My dad.....	1
My mum.....	2
My	3
My	4
My	5

1b Present your family photo album.




This is my sister.
Her name is Odina.
She is a secretary.
She is 25.

2  Play “Madina has two brothers”.
e.g. Madina has two brothers.

Unit 2 My relatives

Lesson 1 He is my uncle.

1  Listen and repeat.

2a  Look, listen and repeat.


This is my uncle Sherzod. This is my aunt Sevinch. This is my cousin Madina. This is my cousin Timur.



an uncle
an aunt
a cousin

old
young
short
tall
strong

2b  Complete the sentences with *his* or *her*.

2c  Play "My uncle's tall".
e.g. A: My uncle's tall.
B: My uncle's strong.

3a  Read and write.

3b  Play "Fly Swat".

4a   Work in groups of 4. Play "I have five cousins."
e.g. A: I have

4b  Report.
Group 1: We have 10 cousins. We have 7 uncles.
We have 5 aunts.

a cousin, a brother
an **a**unt, an **u**ncle

Unit 2 My relatives

Lesson 2 My cousin is older ...

1



Listen and repeat.

2a

Look, listen and repeat.



My aunt's young.
She's 20 years old.



My aunt's younger!
She's 17 years old.



2b

Look and complete.



My uncle's tall.



My uncle's ____!



My uncle's strong.

My uncle's ____!

I'm taller than Zumrad.

2c



Listen and check.

3



Play "I'm taller".

4



Play "I'm taller than you".

5



Complete the sentences.



Unit 2 My relatives

Lesson 3 This is my family tree.

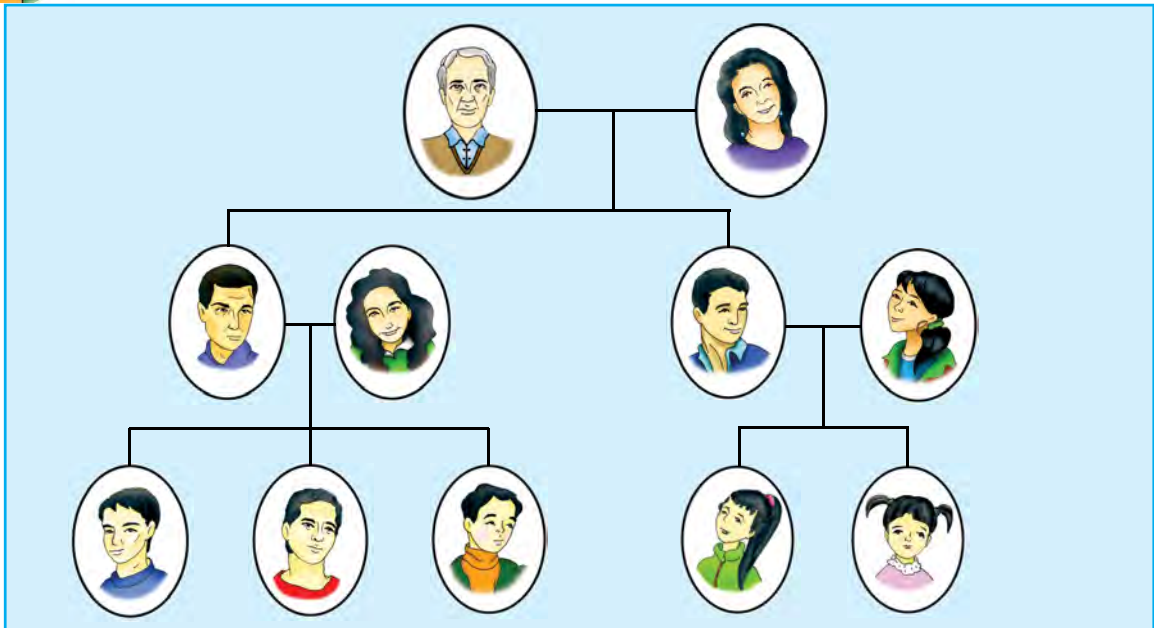
1  Listen and sing.

2  Play "Brainstorm".

3  Look, read and complete.




My name's Asad.
This is my family tree.



I have two brothers: Karim and Anvar. Karim's older than Anvar. Tolib's my father. He's older than my uncle Nabi. Malika's my aunt. Mohira and Kamola are my cousins. Kamola's younger than Mohira.

4a  Work in groups of 4. Write puzzles.

4b  Play "Read and write".

5  Work in pairs. Play "Listen and guess".
e.g. **A:** She's taller than Murod. She's shorter than Aziza.
B: Madina.

Unit 2 My relatives

Lesson 4 Project

1  Listen and sing.

2 Make a family photo album.



3 Present your photo album.

4  Play "Madina has two uncles".
e.g. Madina has two uncles.

Revision 1

1  Play "Find the pictures".

2 Work in two teams. Choose and say.

10	aunt	uncle	cousin
20	director	driver	farmer
30	taller	older	stronger



3 Find 15 words and write. →



m	f	a	r	m	e	r	w	m	s	s
u	t	e	a	c	h	e	r	o	o	e
m	d	n	u	a	a	f	i	t	n	c
g	r	a	n	d	a	d	t	h	e	r
r	i	u	c	o	n	t	e	e	s	e
a	v	n	l	c	n	h	r	r	i	t
n	e	t	e	t	d	e	s	k	s	a
n	r	e	b	o	a	r	d	o	t	r
y	f	a	i	r	m	a	n	n	e	y
b	a	l	b	r	o	t	h	e	r	r

I can ...



4 Do the quiz "I can ...".

- 1) **I can name jobs.**
Men kasb nomlarini ayta olaman.
e.g. a fireman, a driver
- 2) **I can speak about jobs.**
Men kasblar haqida gapira olaman.
e.g. My dad's a doctor.
- 3) **I can speak about my grandad and granny.**
Men bobom va buvim haqida gapira olaman.
e.g. My grandad's a teacher.
- 4) **I can draw my family tree.**
Men oilamizning shajarasini chiza olaman.
- 5) **I can say: I'm taller than my sister.
I'm stronger than my brother.**
Men singlimdan balandroqman, men ukamdan kuchliroqman, deb ayta olaman.
- 6) **I can speak about my relatives.**
Men qarindoshlarimiz haqida gapira olaman.
e.g. I have an aunt and an uncle.
- 7) **I can make my family album.**
Men oilamiz albomini yasay olaman.



Unit 3 Our house

Lesson 1 Our house is big and nice.

1  Listen and repeat.

2a  Look, listen and repeat.

Our house



2b **Work in pairs. Ask and answer.**

e.g. **A:** Where's the fish?

B: In the living room.

duck cat
teddy bear fish
clock lamp ball

3 **Work in pairs. Mime and guess.**

e.g. **A:** (mimes sleeping)

B: A bedroom. (mimes brushing teeth)

A: A kitchen. **B:** No, try again.

4  Play "Room salad".

5  Look and write.

6  Work in pairs. Listen and say.

e.g. **A:** b-e-d-r-o-o-m.

B: Bedroom.

Unit 3 Our house

Lesson 2 What's in the kitchen?

1



Sing the song.

2a



Look, listen and repeat.

a cupboard




a toilet



a bath



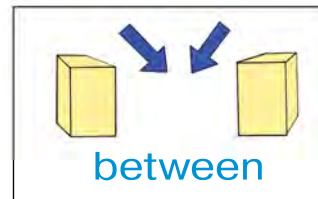
on the left




a fridge



between



on the right



a cooker



2b



Work in pairs. Play "What's in the kitchen?"

e.g. **A:** What's in the kitchen?

B: There's a

3a

Picture dictation.

3b

Work in groups. Play "Listen and do".

Between.



4



Look, read and underline.

5



Work in pairs. Listen and guess.

Unit 3 Our house

Lesson 3 It's in the bedroom.

1  Sing the song.

2  Listen and guess.


e.g. **A:** It's big. It's white.
It has a door.
It's in the kitchen.

B: A cupboard.

A: No, try again.

B: A fridge.

A: Yes. It's a fridge.



3a  Play "What's this?"



3b  Play "I'm a fridge. I'm in the kitchen".

e.g. **A:** I'm a table. I'm in the kitchen.

B: I'm a

4 Work in pairs. Look, listen and guess.

5  Listen and colour.

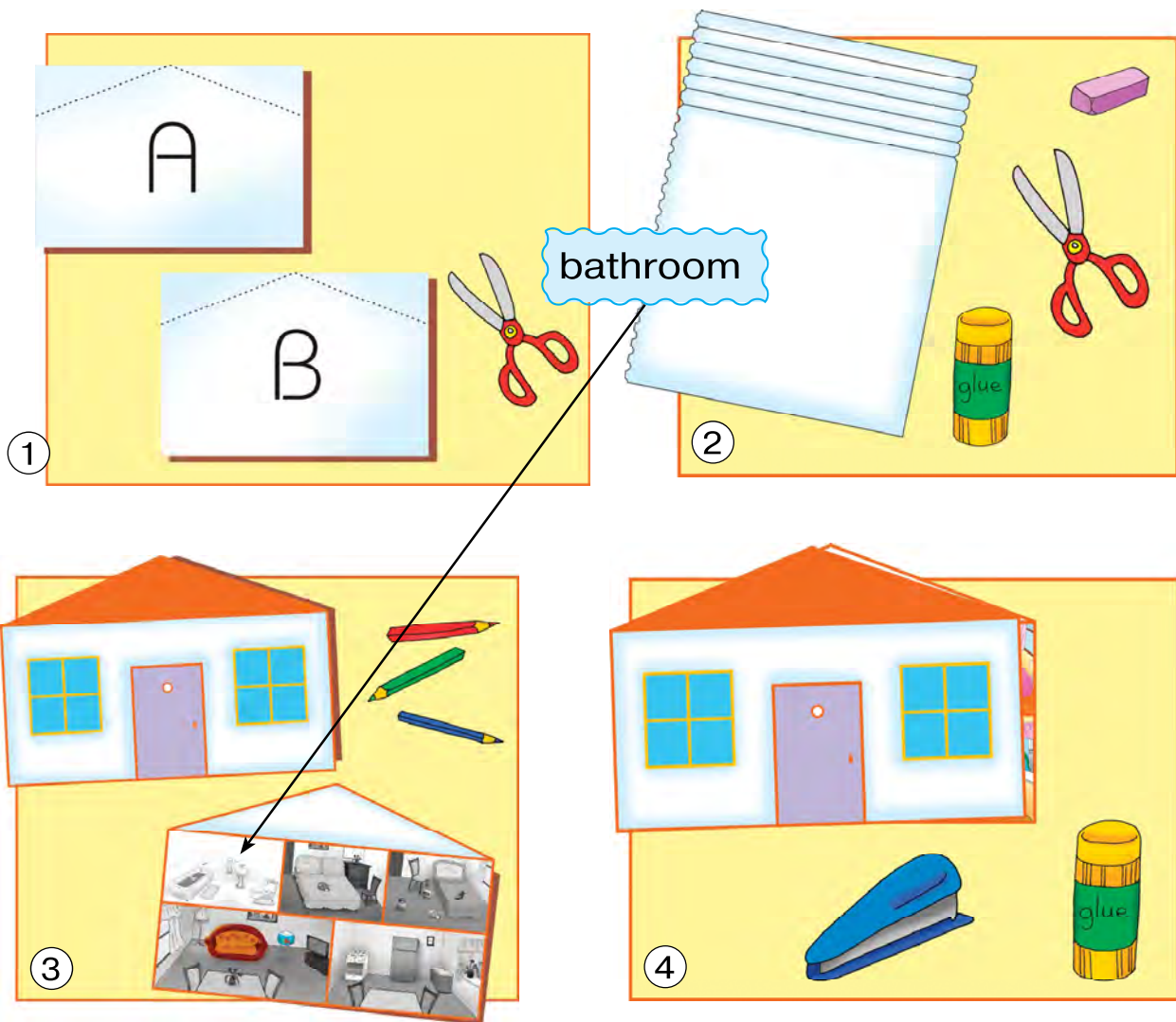
It's big. = It is big.

Unit 3 Our house

Lesson 4 Project

1 Sing the song.


2a Work in pairs. Look and make your house.




2b Present your house.

Unit 4 My room

Lesson 1 My room is small.

1a  **Look, listen and repeat.**

a pillow **a curtain**
a rug **a picture** **a dresser** **a bed** **a blanket** **a mirror**



1b **Work in pairs. Point and say.**
e.g. **A:** (points) **B:** A pillow.

2a **Look, read and say.**



Oh, it's rainy.

There's a blue box on the table.


OK, let's!


Let's play Memory game!


1, 2, 3, 4, 5.
Let's start.

2b **Look and answer the questions.**

There's a yellow flower on the table.



3  **Play "Mr Crocodile, can I cross the river?"**

4  **Work in pairs. Listen and guess.**
e.g. **A:** It's bigger than the chair.
It's brown. **B:** A table.

Unit 4 My room

Lesson 2 The garden is

1a Find the words in the wordlist.

Japan
a garden
a stone
beautiful

1b  Look, read and complete the sentences.

Hi, my name is Akira. I live in Japan. This is our house. We have three bedrooms, a big living room, a kitchen and a garden. This is our traditional garden. There are trees and stones. We do not have flowers. Look at the stones. They are beautiful! What about you? Do you have a garden?



2a  Work in pairs. Play "Listen and do".


2b  Work in pairs. Play "Say and do".

3a Look and read.

Oh, Akira ... Look at your room ... Put your things in order.




3b  Look and complete.

3c  Work in pairs. Ask and answer.
e.g. A: Where're his books?
B: On the table.

Unit 4 My room

Lesson 3 Where is ...?

1  Listen and sing.

2  Play "This is my room".
e.g. A: What's this?
B: It's a dresser.

3  Play "Bingo".



4a Look, read and find the children.



One potato,
two potatoes,
three potatoes,
FOUR!
Five potatoes,
six potatoes,
Seven potatoes
MORE!

4b  Work in pairs. Play "Where's the cat?"

5a  Look, listen and colour.

5b   Work in pairs. Play "Ask and answer."
e.g. A: What colour's the ball?
B: Orange. (It's orange.)

Unit 4 My room

Lesson 4 Project

1  Sing the song.

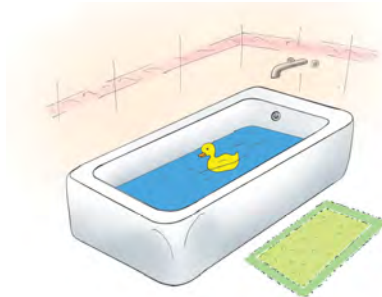
2a Project This is my favourite room.




1 Draw. e.g.



2 Write. e.g. **a chair**



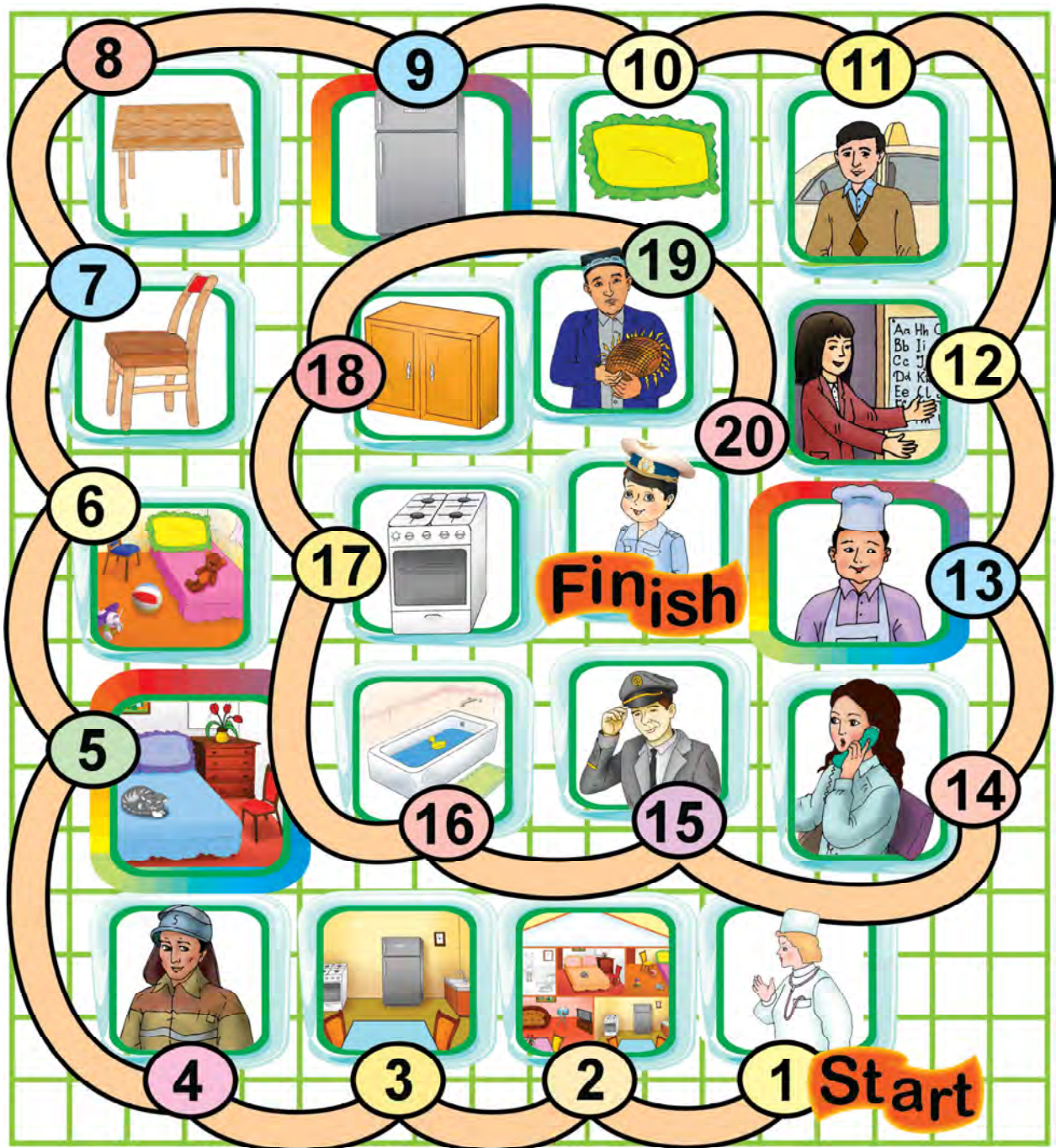
3 Put it in your room.



2b  Write about your favourite room.

Revision 2

1 Play "Revision".





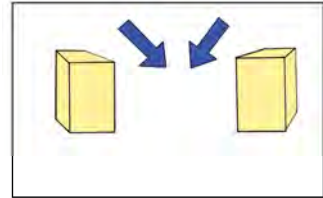


I can ...



2 Do the quiz "I can ...".

- 1) **I can name the rooms in the house.**
Men uydagi xonalarning nomini ayta olaman.
e.g. kitchen, ...
- 2) **I can spell the names of the rooms.**
Xonalar nomini harflab ayta olaman.
e.g. b-e-d-r-o-o-m
- 3) **I can say what is in the kitchen.**
Oshxonada nimalar borligini ayta olaman.
e.g. There's a fridge, ...
- 4) **I can say what is in the bedroom.**
Yotoqxonada nimalar borligini ayta olaman.
e.g. There's a dresser, ...
- 5) **I can say what is on the bed.**
Karavot ustida nimalar borligini ayta olaman.
e.g. There's a blanket on the bed.
- 6) **I can use the prepositions: on the left, on the right, between.** Men bu predloglarni ishlata olaman: *on the left, on the right, between.*
e.g. A fridge is on the left.



Unit 5 Nature is beautiful.

Lesson 1 It's sunny. It's hot.

1  Listen and repeat.

2  Match and check.



1

It's sunny.

a It's cold.



2

It's windy.

b It's hot.



3

It's cloudy.

c It's cool.



4

It's rainy.

d It's cool.



5

It's snowy.

e s warm.

3a  Work in groups of 4. Play "Mime Weather".

e.g. **A:** (mimes the rainy day.) **B:** Is it snowy?
A: No. **C:** Is it rainy?
A: Yes. **D:** What can you do?
A: I can read books.
I like rainy days.
(I don't like rainy days.)

3b  Play "Our favourite weather".

e.g. It's rainy. It's cool. We can read books, sing songs and dance. We like rainy days.

4a  Look, read and match.

4b  Look and write sentences.

5   Play "Funny sentences".

never
sometimes
usually
often
always

Unit 5 Nature is beautiful.

Lesson 2 My favourite season is

1  Listen and sing.

2   Play "Interview".

- 1) What's your favourite season?
- 2) What's your favourite month?
- 3) What colour is summer?
- 4) Is it sunny in summer?
- 5) What can you do in summer?

- 1) Summer.
- 2) June.
- 3) Summer is red.
- 4) Yes, it is.
- 5) I can play tag, play see-saw, play hopscotch and swim.

3a Find the words in the wordlist.

pour shine
fall blow

3b Look, listen and repeat.



the rain
The rain pours.



the sun
The sun shines.



the snow
The snow falls.



the wind
The wind blows.

4a  Read and complete the sentences.

4b  Work in groups. Play "Make Sentences".

The sun **always** **shines** in summer.

e.g. Group A: The rain **pours** **never** in summer.
Group B: False! The rain never pours in summer.

Unit 5 Nature is beautiful.

Lesson 3 It's a thunderstorm.

1a Find the words in the wordlist.

a snowstorm
a thunderstorm
a windstorm

1b Look, listen and repeat.

1c Work in pairs. Point and say.
e.g. A: (points)

B: It's a thunderstorm.

2a Look and say.

2b Look, read and put in order.



Ha, ha, ha ...
I'm stronger
than you!


Well ... you're
stronger ...



Wow! It's
hot!

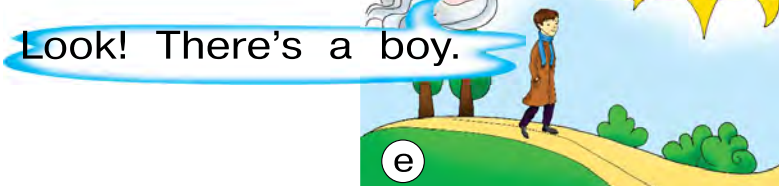


Oh, it's windy.



Watch me!

Oh, it's warm and
sunny!



Look! There's a boy.



Oh, it's cold. It's a
windstorm!

2c Watch and check your ideas.

2d Work in groups of three.
Role play.

Unit 5 Nature is beautiful.

Lesson 4 Project

1



Listen and sing.



2

Read and choose a title.

- a) Summer
- b) Summer in Uzbekistan
- c) Fruit and vegetables

Summer is a good season in Uzbekistan. There are three months in summer: June, July and August. It is usually hot in summer. The sun always shines in June and July. It is sometimes cloudy and warm in August. River water is warm. We often swim. We do not go to school. We can play tag, play see-saw, play hopscotch, play games and run. It is a lot of fun. We eat grapes, apples, plums, apricots, watermelons, melons, peaches, cherries and pears. We can have tomatoes, potatoes, onions, carrots, cabbages, eggplants, cucumbers and peppers. We love summer in Uzbekistan.



3a



Work in groups. Look and write about spring, autumn and winter in Uzbekistan.

3b

Make a presentation about a season in Uzbekistan.

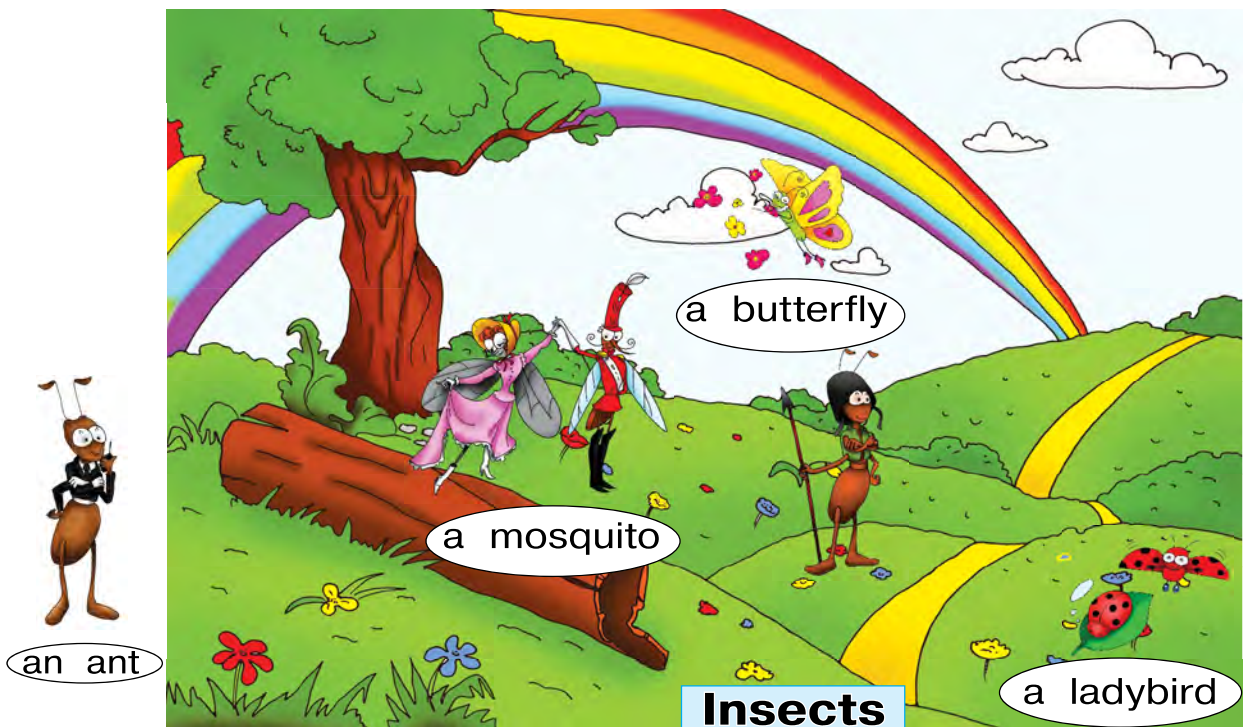
Unit 6 We are small.

Lesson 1 Butterfly, fly!


1  Listen and repeat.

2 Look and say.

3a  Look, listen and repeat.



3b Work in pairs. Point and say.

4  Play "Fly Swat".

5a  Colour and watch.

Two little butterflies
Sitting in the tree.
One named Lucy,
One named Lee.

Fly away Lucy,
Fly away Lee.
Come back Lucy,
Come back Lee.

5b  Work in pairs. Play "Two little butterflies".

Unit 6 We are small.

Lesson 2 A hungry caterpillar

1  Listen and repeat.

2  Work in pairs. Play "Find the insect".

3  Look, listen and repeat.



4a  Complete the table.

4b  Play "Fast. Slow."

5  Work in pairs. Look and say.
e.g. There's a grasshopper. It's fast.

6a  Watch and say what happens.

6b Look, listen and say.

6c  Work in pairs. Listen and say.
e.g. A: Tuesday.

B: On Tuesday, it eats two yellow pears.



Unit 6 We are small.

Lesson 3 Small – smaller – the smallest

1  Play “Draw and guess”.

2a  Look, listen and repeat.

Birds



2b  Play “Mime a bird”.

3a Look, say, listen and repeat.



3b  Look and write.

3c Work in threes. Speak about the birds in 2a.

e.g. A: The peacock is big.

B: The penguin is bigger than the peacock.

C: The ostrich is the biggest.

big, small, tall, long, strong, short, slow, fast

Unit 6 We are small.

Lesson 4 Project

1  Listen and sing.

2 Read and choose a title.

- a) Swallows
- b) Birds
- c) Spring in Uzbekistan



Swallows usually come to Uzbekistan in spring. They live in Uzbekistan in March, April, May, June and July. They are small and fast. They are bigger than sparrows. They are black and white. They like water. They like eating insects: caterpillars, grasshoppers and mosquitoes. They can fly, sing, swim, climb and walk. They cannot run and hop. They are our friends. We like swallows.



3a  Work in groups. Look and write about birds.



3b Make a presentation about birds.

Revision 3



1 Look and make a book.



This is a ladybird. It is small and beautiful. It is bigger than an ant. I like it.

2

Work in pairs. Point and say.

e.g. A: (points)

B: There's a parrot.



3



Work in pairs. Play "Guess the insect / bird".

e.g. A: Is there an ant?

B: Yes, there is./No, there isn't.

I can ...



4 Do the quiz "I can ...".

1) **I can name the insects.**

Hasharotlarning nomini ayta olaman.

e.g. an ant, ...



2) **I can talk about the insects.**

Men hasharotlar haqida gapira olaman.

e.g. The caterpillar's slow. The grasshopper's fast.

3) **I can tell the story about the caterpillar.**

Men kapalakqurt haqida hikoya aytib bera olaman.

e.g. On Monday, the caterpillar eats one red apple.

4) **I can name the bird:**

Qushlarni nomlay olaman.

e.g. a sparrow, ...



5) **I can compare the birds using the words: *big, small, tall, long, strong, short, slow, fast.***

Qushlarni ushbu so'zlar yordamida taqqoslay olaman: *big, small, tall, long, strong, short, slow, fast.*

e.g. The penguin is fast. The peacock is faster than the penguin. The ostrich is the fastest.

6) **I can write about a bird (where it lives, its size, colour, what it eats, what it can and cannot do).**

Biror qush (uning qayerda yashashi, katta-kichikligi, rangi, nima yeyishi, nima qila olishi va qila olmasligi) haqida yoza olaman.

e.g. The hummingbird lives in America. It is the smallest bird. It is...

Unit 7 We are big animals.

Lesson 1 That's a hippo.

1a  Play "Let's go to the zoo".

2a  Look, read and find the hippo.

1b  Play "Mime and guess".

Look! A leopard ... in that tree!
See it has spots. It can climb
and it's dangerous.

Daddy, what's under
the tree?

That's a mandrill. It's a monkey
and it's dangerous. Oh ... and
look, there are zebras. Look at
their stripes.

And look at
the dogs

No, they're hyenas!
They're dangerous. They
eat animals! And in the
water, hippos ... they can
swim, walk and run fast!
They're dangerous.

2b  Look, listen and repeat.

2c  Look, read and match.

3  Play "Listen and touch".

4   Work in pairs. Play "Listen and guess".

e.g. **A:** I'm big, strong and dangerous.

I can swim and walk. I'm green. **B:** A crocodile.

a mandrill a hyena
a hippo a leopard
stripes spots
dangerous

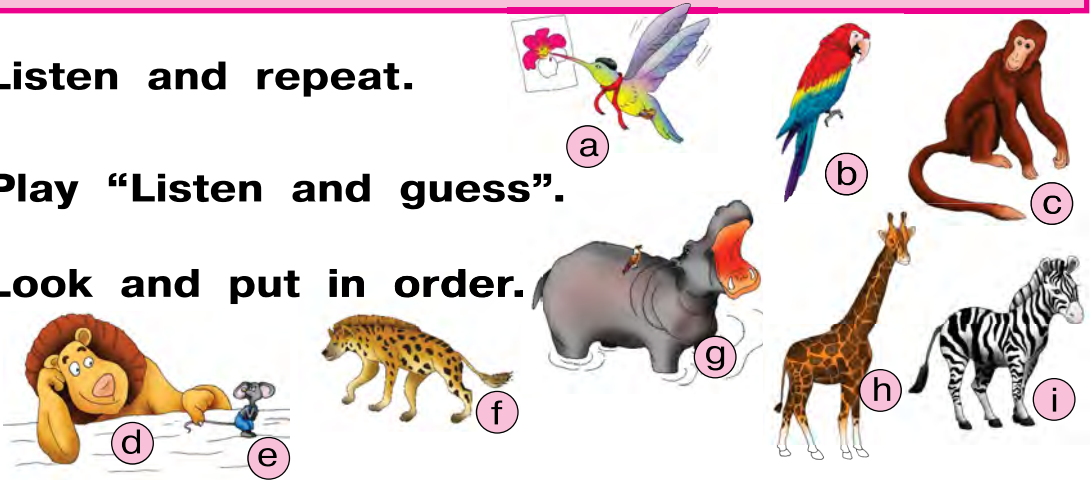
Unit 7 We are big animals.


Lesson 2 They're big cats.


1  Listen and repeat.


2  Play "Listen and guess".

3a  Look and put in order.



3b  Work in groups of 4.
Play "Lions are bigger than hyenas".
e.g. Elephants are bigger than leopards.

4  Play "Let's walk in the jungle".
e.g. Teacher: Let's walk in the jungle.
Group 1: Let's walk in the jungle.
Group 2: Let's walk in the jungle.



5  Look and complete the sentences.

6  Play "Simon says".

Unit 7 We are big animals.

Lesson 3 Don't touch them!

1  **Play "Look and find your favourite".**
e.g. **A:** I like this picture. **B:** It's beautiful.

2a **Look and read.**




2b  **Look, listen and complete.**

2c **Look and read.** Look, monkeys ... they play hide-and-seek!



3  **Look and write.**

4  **Look and write four sentences.**

Oh, no ... they're not dangerous. These are spider monkeys – they are funny and friendly. Look ... those ... they're big and dangerous. Those are mandrills – they're the biggest monkeys.

Unit 7 We are big animals.

Lesson 4 Project

1  Listen and sing.

2  Play "Look and listen".

3  Play "Look and guess".

e.g. **A:** (takes a card) I'm big. I'm brown. I like honey.
B: A bear.

4a  Work in groups of 4. Play "Let's go fishing".



Oh ... look



4b  Play "This is our zoo".

Revision 4

1



Play “Revision”.

e.g. There are



2



Read and continue.

Four little leopards.
Playing in the tree.
One runs away
And now there are

I can ...

3 Work in pairs. Do the quiz "I can ...".

1) **I can name big animals.**

Men katta hayvonlarning nomini ayta olaman.

e.g. a leopard, ...



2) **I can name the monkeys.**

Men maymunlarning nomini ayta olaman.

e.g. a spider monkey, ...



3) **I can describe the animals.**

Men hayvonlarni tasvirlay olaman.

e.g. Spider monkeys are small. They are ...

4) **I can write about animals.**

Men hayvonlar haqida yoza olaman.

e.g. Leopards are big cats. They ...



5) **I can ask about animals.**


Men hayvonlar haqida so'ray olaman.

e.g. What's this?

6) **I can use "these" and "those".**

Men "these" va "those"larni ishlata olaman.

e.g. These are hippos. Those are ...



Unit 8 Hobby

Lesson 1 Do you like dancing?

1  Listen and repeat.

a chess club

2a  Listen and repeat.

a sports club

a club a champion chess
interesting a sport

2b Work in pairs. Point and say.

3   Look, listen and write.



4  Listen and repeat.

Cooking, singing, dancing,
Watching TV.
Cooking, singing, dancing,
Planting a tree.



5  Play “Do you like ...?”.

e.g. **A:** Do you like dancing?

B: Yes, I do. Do you like dancing?

C: No, I don't.

6  Listen and complete the sentences.


Unit 8 Hobby

Lesson 2 “Happy days” club

1  Listen and repeat.

2   Look, read and write.

Sports Club



My name's Tom. Our Sports Club is great fun! You can swim, play tennis, football and basketball. My favourite sport is swimming. I swim in the morning on Mondays, Wednesdays and Fridays. I'm our Sports Club champion in swimming. I'm the fastest!

Chess Club

Hello, I'm Sally. I'm a Club champion in chess. I like playing chess, it's very interesting. I play chess with my friends and with my dad. My brother is a chess champion at school. My sister is a school champion, too. We have three chess champions in our family!



3  Look, read and match.

4  Work in groups of 4. Play “Word family”.

5  Read and complete the card.

David is 9. His father is Mr Brown. He is a fireman. David goes to Green Street School. He is in class 3A. His birthday is on 1 May. His teacher is Mr Black. David likes football and basketball. His hobby is playing chess.

Unit 8 Hobby

Lesson 3 Can you do kurash?



1  Listen and sing.

2   Look, read and match.

- ① Hi, my name's Davron. I live in Karshi. I like sport. My hobby is kurash. It's a very old traditional sport in Uzbekistan. I'm a school champion in kurash. I'm the strongest!
- ② This is my sister Nafisa. She likes animals and nature. She likes planting flowers and trees. In winter we make birdhouses.
- ③ This is my friend Aadita. She lives in India. She loves dancing. She wears a traditional dress – it's pink and yellow. It's beautiful. Look at her arms, hands and legs.
- ④ My name's Minjoon. I live in Korea. My hobby is taekwondo. Taekwondo's a very old traditional sport. I like swimming and tennis too.



3a  Look and write three questions.

3b   Play "Questions".
e.g. Can you dance?

4  Play "Look, mime and guess".

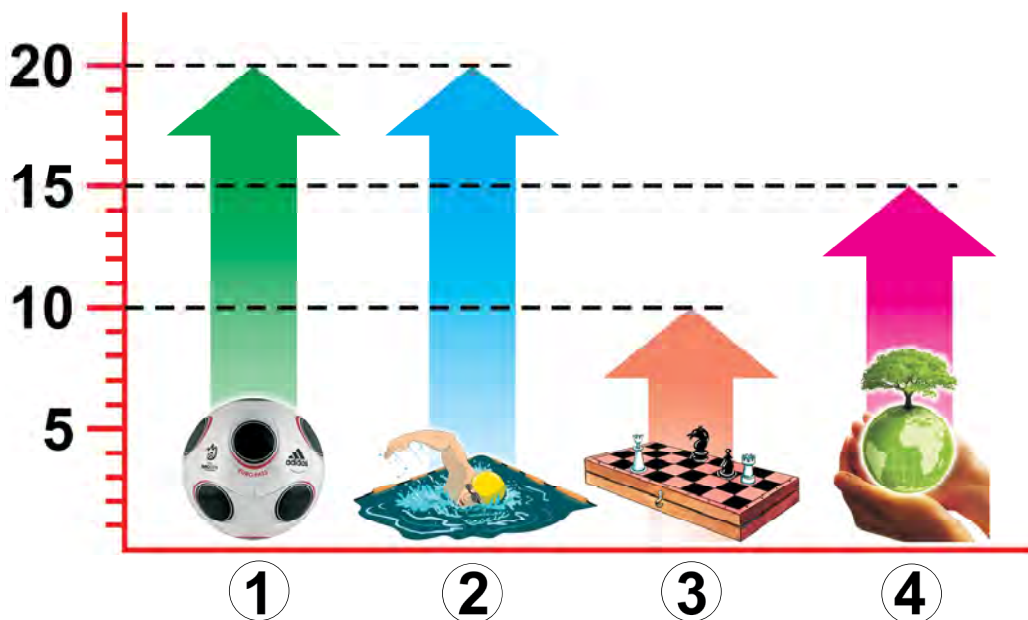
Unit 8 Hobby

Lesson 4 Project

1  Listen and sing.

2  Look and read.

- ① Our favourite sport's football. All boys and girls in our class can play football. Our favourite is Manchester United.
- ② We love swimming. We can all swim. Swimming is fun!
- ③ We like our school Chess Club. We like playing chess. It's very interesting.
- ④ We love nature. My friends like planting flowers and trees. In winter we make birdhouses for birds.



3a  Work in groups of 5.
Play "Find someone who ...".

3b Make a class graph.

Revision 5

1  Play "Revision".

 I like ...  I don't like ...  Do you like ...?

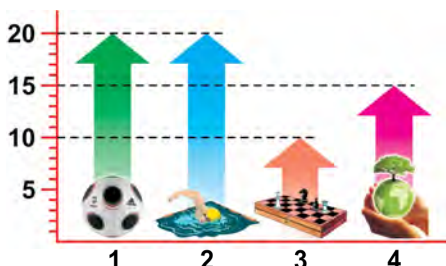


I can ...



2 Do the quiz "I can ...".

- 1) I can name hobbies.**
Men sevimli mashg'ulotlarning nomini ayta olaman.
e.g. swimming, ...
- 2) I can talk about my hobby.**
Men sevimli mashg'ulotim haqida gapira olaman.
e.g. My hobby's ...
- 3) I can complete Club's card.**
Men to'garak kartochkasini to'ldira olaman.
e.g. Name: Sardor Shermatov
- 4) I can talk about kurash and taekwondo.**
Men kurash va taekvando haqida gapira olaman.
e.g. I like kurash. It's a ...
- 5) I can describe a graph.**
Men grafikni tasvirlay olaman.
e.g. 20 boys and girls like ...
- 6) I can ask questions about hobby.**
Men sevimli mashg'ulot haqida savollar bera olaman.
e.g. What's your hobby? Can you ...?



Unit 9 On the telephone

Lesson 1 What's your telephone number?

1  Listen and repeat.

2  Play "Ball".

3  Play "Hobbies and numbers".

4a  Look, listen and repeat.



a mobile phone

What's your telephone number?



What's your mobile telephone number?

2714659

5901701



a telephone

4b  Play "What's your telephone number?".
e.g. **A:** What's your telephone number?

B: 2859655. What's your telephone number?

5a  Read and listen.



Ring, ring. **Asila:** Hello.

Akmal: Hello. Is Sardor there?

Asila: I'm sorry. He's not at home now.

Akmal: When's he at home?

Asila: At five thirty.

Akmal: Thanks. Bye.

Asila: Bye-bye.



When is he at home? =
When's he at home?

5b Act out the dialogue.

Unit 9 On the telephone

Lesson 2 Can I talk to Jasur, please?

1a



Work in pairs. Read and match.

- 1 Can I talk to Jasur, please?
- 2 Sorry, you have the wrong number.
- 3 Excuse me, who's this?
- 4 He's not at home now.
- 5 When's he/she at home?

- a U qachon uyda bo'ladi?
- b Iltimos, Jasur bilan gaplashsam bo'ladimi?
- c U hozir uyda emas.
- d Uzi, siz kimsiz (bu kim)?
- e Kechirasiz, noto'g'ri raqam terdingiz.

1b



Listen and repeat.

2a



Listen and answer.

- 1 What's wrong with the first talk?
- 2 What's wrong with the second talk?
- 3 What does Zumrad want?

2b



Listen again and circle the correct word.



3



Read, listen and repeat.

I **am** (= I'm)

You **are** (= You're)

He/She/It **is** (= He's/She's/It's)

cooking.

4

Work in pairs. Mime and say.

e.g. **A:** (mimes a phone talk)

B: You're listening.

A: No.

B: You're talking on the phone.

A: Yes, I'm talking on the phone.



Unit 9 On the telephone

Lesson 3 I'm talking on the phone.

1  Listen and repeat.

2 Work in pairs. Act out the dialogue.

3a  Look, read and match.
e.g. 1 e

① – Mum, let's play a game!
– No, honey. I'm cooking now.

② – Dad, let's play a game!
– Not now, honey. I'm watching football now.

③ – Bekzod, let's play a game!
– No, no, I'm doing my homework now.

④ – Lola, Lola, let's play a game!
– Not now, honey. I'm talking on the phone now.

⑤ – Mum's cooking, Dad's watching football, Bekzod's doing his homework, Lola's talking on the phone.
Kaplan, let's play a game!
– Woof, woof.



3b Listen and correct.

e.g. A: Mum's watching TV.
B: No, she's cooking.

Unit 9 On the telephone

Lesson 4 Project

1



Listen and read.



Vasila, Davron, Bobur, Lola and Adiba are from Samarkand. Vasila, Davron, Bobur, Lola and their teacher are in Tashkent now. But Adiba is at home in Samarkand. Vasila and Adiba are talking on the phone.

Vasila: Hi, Adiba! Where are you?

Adiba: I'm at home. I'm sitting with Akbar, my brother. He's reading a book. Where are you?

Vasila: We're in Independence Square with Davron, Lola, Bobur and the teacher. Davron and Bobur are taking photos.

Adiba: And Lola?

Vasila: Er, she's eating an ice-cream. She's looking at the trees and flowers. It's sunny in Tashkent!

Adiba: What good weather! It's raining in Samarkand!

Vasila: The teacher's looking at me. She wants to go! Bye.

Adiba: Bye.

2a



Work in 2/4 groups. Discuss and write your text.

2b



Make a phone call to your friend.

Revision 6

- 1  **Work in pairs. Play “Telephone”.**
Use the word cloud.

A: You are Salim/Salima. Phone and ask for Shahzod. You want to play with him.

B: You are Kamil/Kamila. Shahzod is your brother. Shahzod is not at home.

Can I talk to Shahzod, please?
Excuse me, who's this?
He's not at home now.
When's he/she at home?
What's your telephone number?
What's your mobile phone number?

- 2 **Look, read and name the boys.**

- a Ali is wearing a cap. He is wearing trainers. He is wearing a T-shirt. He is wearing shorts.
- b Vali is wearing a cap. He is wearing trainers. He is wearing a T-shirt. He is wearing jeans.
- c Gani is wearing a cap. He is wearing jeans. He is wearing a shirt.



①



②



③

I can ...

3 Work in pairs. Do the quiz “I can ...”.

1) **I can ask a telephone/mobile phone number and answer.**

Telefon/Uyali telefon raqamini so‘rab, javob bera olaman.

e.g. A: What’s your telephone/mobile phone number?

B: 3502552

2) **I can ask my friend on the telephone.**

Telefonda o‘rtog‘imni so‘ray olaman.

e.g. Can I talk to Daler, please?

3) **I can say my brother/sister/mum/dad is not at home.**

Akam/singlim/oyim/dadam uyda emasligini ayta olaman.

e.g. Aziza’s not at home now.

4) **I can ask who is on the telephone.**

Telefonda kim gapirayotganini so‘ray olaman.

e.g. Excuse me, who’s this?

5) **I can say somebody has got the wrong number.**

Telefon qilayotgan kishi noto‘g‘ri raqam terganligini ayta olaman.

e.g. Sorry, you have the wrong number.

6) **I can ask when my friend comes home.**

O‘rtog‘im qachon uyiga kelishi haqida so‘ray olaman.

e.g. When’s Daler at home?

7) **I can describe what somebody is wearing now.**

Biror kimsa hozir qanday kiyimda ekanligini tasvirlay olaman.

e.g. Sharifa’s wearing a shirt.

8) **I can say what somebody is doing now.**

Biror kimsaning hozir nima qilayotganini ayta olaman.

e.g. I’m reading. My sister’s playing. My mum and dad are watching TV.

Unit 10 Plants

Lesson 1 Water, forest, mountain, desert

1  Listen and repeat.

2 Work in pairs. Play "Telephone".

e.g. A: Hello, Aziz! How are you?

B: I'm OK.

A: What are you doing?

B: I'm watching TV. And you?



A: I'm talking to you! Ha, ha, ha!

3a  Look, listen and repeat.

a desert



a mountain



a forest



water

3b Read and answer. What animals and plants live in forests?

Forests are home to a lot of plants. The tallest trees and the smallest flowers live in forests. Forests are home to a lot of animals, birds and insects, too. You can see the biggest bears and the smallest ants there. There is a lot of food, water and air in forests.

3c   Listen and write.

Unit 10 Plants

Lesson 2 Trees and flowers


1  Listen and repeat.

2 Answer the questions.

1 Plants, animals and people need four things to live.
What are they?

2 Where do plants, animals, birds and people live?

3a  Look, listen and repeat.



3b  Play "Mime and guess".

4 Look and read. Draw and write about a rose.



This is a sunflower. It is tall. The flower is big, yellow and beautiful. The leaves are big and green. We have sunflowers in our gardens. They need water, air and sun to live.

 leaf — leaves 

Unit 10 Plants

Lesson 3 What's in your garden?

1



Listen and repeat.

2a



Listen, read and answer.

1 Where is Zumrad?

2 What does Zumrad have in her garden?

ring, ring. **Zumrad:** Hello.

Jasur: Hello, Zumrad. Where are you?

Zumrad: I'm in my garden. I'm watering my plants.

Jasur: What's in your garden?

Zumrad: I have roses and tulips. I have three sunflowers, too.

Jasur: What trees do you have?

Zumrad: Umm, I have an apple tree, a peach tree and a cherry tree. Oh, and I have a mulberry tree, too. The fruit is very tasty. Where are you?

Jasur: My mum and dad are with me. They

2b

Work in pairs. Play "Telephone".

e.g. **A:** You are phoning.
You are in your garden.

B: You are in your
garden, too.

3

Look, listen and repeat.

a branch



4a



Listen to the fairy tale about "The Sparrow and the Trees".

4b

Guess the end of the story.

e.g. 'Good evening, Mr Fir,' says the Sparrow.

Lesson 4 Project

1  Listen and repeat.

2a


Answer the questions about “The Sparrow and the Trees”.

- 1 Why does the Sparrow go to the forest?
- 2 What tree does it go to first? Does the tree help it?
- 3 What tree does it go to second? Does the tree help it?
- 4 Who sees the Sparrow in the evening?

2b



Look, listen and check your guesses about “The Sparrow and the Trees”.



3a



Read, complete and colour.



3b

Draw a mulberry tree and write about it.

Revision 7

1  **Work in pairs. Play “What’s in your garden?”**

A: Look at this page.

B: Look at page 86.

e.g. A: ring, ring. Hello.

B: Hello, Where are you?

A: I’m in my garden. I’m watering my plants.

B: What’s in your garden?

A: I have apple trees, ... What’s in your garden?

B: I have ...



2 **Put your booklets on display.**

Kitobchangizni namoyish qiling.

I can ...



3 Do the quiz "I can ...".

1) **I can say where animals live and plants grow.**

Men hayvonlarning yashash joyi va o'simliklarning o'sish joylarini ayta olaman.

e.g. forest, water ...

2) **I can divide the animals and plants into categories.**

Men hayvonlar va o'simliklarni sinflariga ko'ra ajrata olaman.

e.g.

animals	birds	insects	trees and flowers
elephant ...	sparrow ...	ant ...	willow ...

3) **I can write where animals live and plants grow.**

Men hayvonlarning yashash joyi va o'simliklarning o'sish joylarini yoza olaman.

e.g.

forest	mountain	desert	water
bear ...	wolf ...	snake ...	fish ...

4) **I can name trees and flowers.**

Daraxtlar va gullarning nomini ayta olaman.

e.g. a willow, a sunflower, ...



5) **I can describe the trees and flowers.**

Men daraxtlar va gullarni tasvirlay olaman.

e.g. This is a It's big and tall ...

6) **I can say four things the animals and plants need to live and grow.**

Men hayvonlarning yashashi va o'simliklarning o'sishi uchun 4 narsa kerakligini ayta olaman.

e.g. air, water, ...

7) **I can say what is in our garden.**

Bog'imizda qanday o'simlik va daraxtlar borligini ayta olaman.

e.g. We have an apple tree, ...

Unit 11 Health and hygiene

Lesson 1 Brush your teeth.

1  Listen and repeat.

2a  Look, read and match.

a head an ear
an eye a nose
hair a hand
a leg



2b  Watch, listen and point.


3  Play "Simon Says".

4a  Listen, repeat and number the pictures.

4b **Work in pairs. Play "Robot".**
e.g. A: Stand up. Wash your face. Comb your hair.

Unit 11 Health and hygiene

Lesson 2 I love swimming.

1  Listen and repeat.

2a  Look, read and match.



2b **Work in pairs. Point and say.**

e.g. **A:** (points)

B: A shampoo.

2c **Work in pairs. Ask and answer.**

e.g. **A:** Where're you?

B: I'm in the bathroom. I'm washing ...

3  Play "Mime and guess".

4   Listen and complete the sentences.

Unit 11 Health and hygiene

Lesson 3 Healthy, unhealthy


- 1  Listen and repeat.
- 2  Play "I like. I don't like".
- 3 Look and read.


I don't like tomatoes.
I don't like cucumbers.
I don't like apples.

I like chocolates.
I like sweets.
I like Cola.

I don't like chocolates.
I don't like sweets.
I don't like Cola.

I like meat and fish ...
meow ...



- 4  Work in pairs. Point and say.
e.g. A: (points)
B: Cola. Unhealthy.



healthy

unhealthy



Unit 11 Health and hygiene

Lesson 4 Project

1 Listen and sing.



2 Look, read and write.



Good morning.



Good morning.

Can I have 10 chocolates, please?

Can I have 10 Fantas, please?



Here you are.

Can I have 10 somsas, please?

Can I have 10 Colas, please?



Here you are.

Here you are.



Can I have 10 sweets, please?



Here you are.

Yum, yum ...



Oh, no!
I'm bad ...

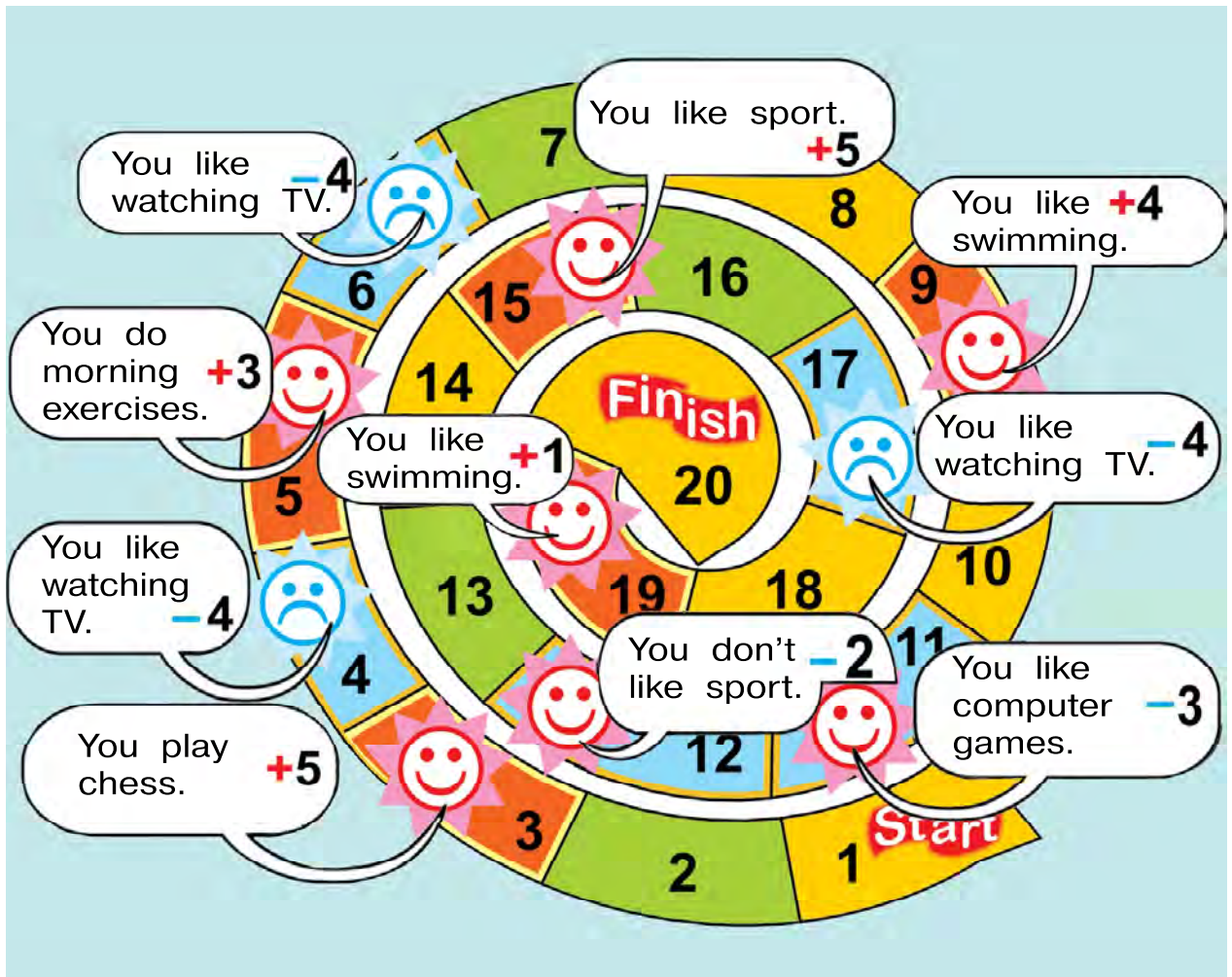
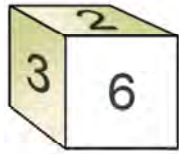
3 Work in groups.
Make a poster "Healthy/unhealthy".

Revision 8

1 Play "Revision".

e.g. You play chess.

You like watching TV.



I can ...

2 Work in pairs. Do the quiz "I can ...".

- 1) **I can sing a song "Brush your teeth".**
Men "Brush your teeth" qo'shig'ini kuylay olaman.
- 2) **I can name parts of the body.**
Men tana a'zolarini ayta olaman.
e.g. a head, ...
- 3) **I can play a game "Robot".**
Men "Robot" o'yinini o'ynay olaman.
e.g. Wash your face.
- 4) **I can say what is in the bathroom.**
Men yuvinish xonasida nimalar borligini ayta olaman.
e.g. There's a shampoo, ...
- 5) **I can talk about healthy and unhealthy things.**
Men sog'lik uchun foydali va zararli narsalar haqida gapira olaman.
e.g. Fanta is unhealthy.

a shampoo

a soap

a gel

healthy

unhealthy



Unit 12 Transport

Lesson 1 I like my bike.

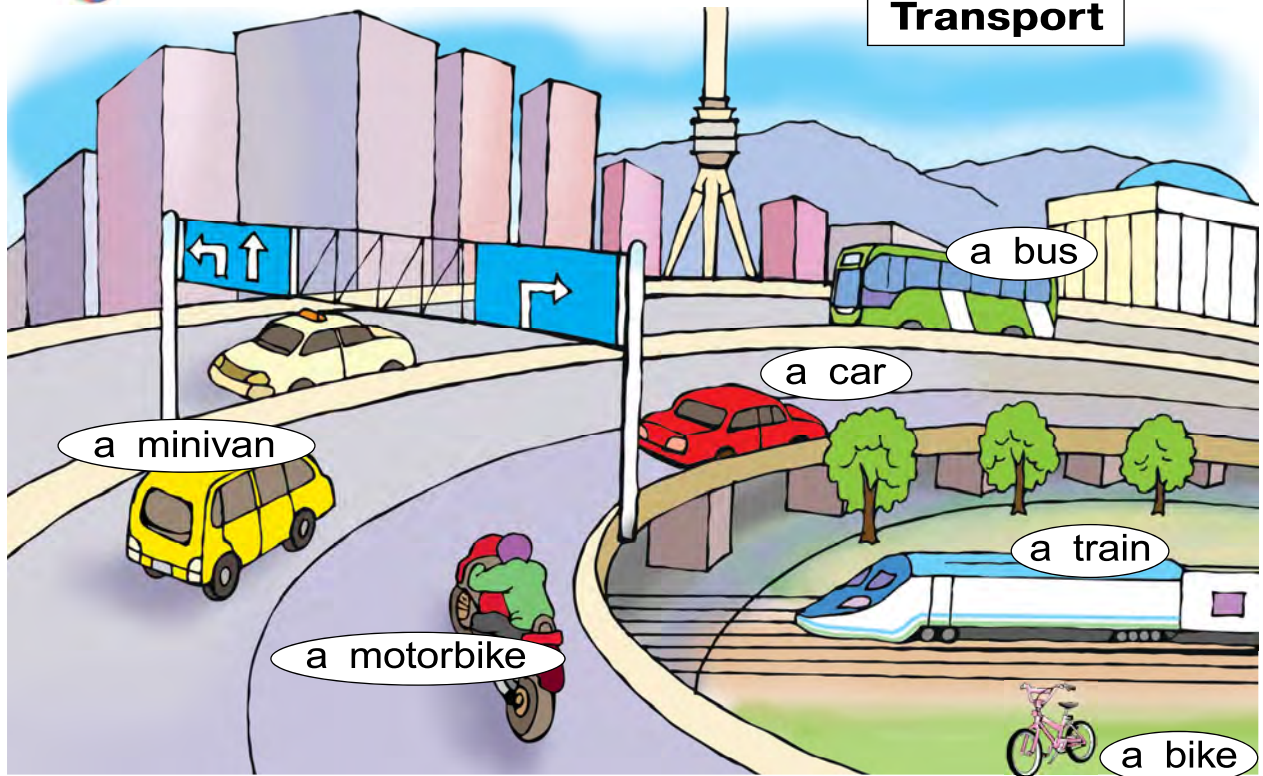
1  Listen and repeat.

a helicopter




2a  Look, listen and repeat.

Transport



2b Work in pairs. Point and say.

e.g. A: (points) B: A motorbike.

3  Play "True/False".

4  Work in groups. Listen and repeat.

Group 1

a bus a motorbike
a helicopter a plane

Group 2

a bike a minivan
a helicopter a car

Group 3

a train a motorbike
a helicopter a horse

Group 4

a bike a motorbike
a helicopter a plane

5  Look and read. Draw and write.

Unit 12 Transport

Lesson 2 This train is fast.


1  Listen and repeat.

2 Look and listen.

3  Look and write.



4  Play "Fast, faster, the fastest".



e.g. Fast, faster, the fastest.

5   Play "Funny dictation".


Unit 12 Transport

Lesson 3 I go to school by minivan.

1  Listen and repeat.

2 Look and read.

by bus
by minivan
by bike
by motobike
on foot



3a  Look and write three sentences.

I		by bus.
We	go to school	by minivan.
They		by car.
He	goes to school	by bike.
She		on foot.

3b  Play "How do you go to school?"

4a  Work in groups. Play "Find someone who".
e.g. I go to school on foot.

I go to school **by bike**.
I go to school **on foot**.

4b **Report.**
e.g. Anora and Sanjar go to school on foot.

Unit 12 Transport

Lesson 4 Project

1 Listen and sing.



One, two, three ...
Oh, it doesn't move.

2a Listen and read the story.



2 Mum, can you help us?



1 Oh, no ...

1

One, two, three ...
Oh, it doesn't move.



3

Mary, can you help us?



4 One, two, three ...
Oh, it doesn't move.

4

Sam, can you help us?



5

One, two, three ...
One, two, three ...
Hooray!

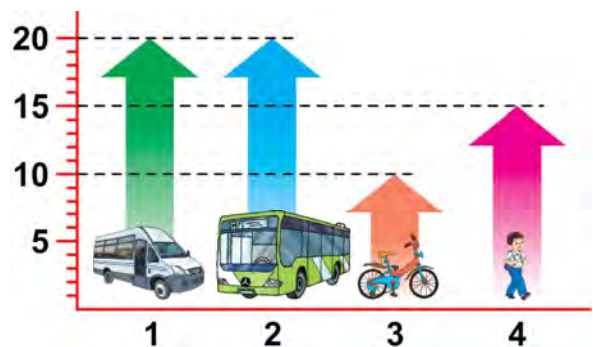
Oh, I'm the strongest!




6

2b Work in groups of 5.
Role play.

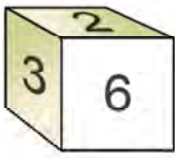
3 Make a class graph.



Revision 9

1  **Play "Snakes and Ladders".**
 e.g. ② I go to school by bike.

by bus
 by minivan
 by bike
 by motobike
 on foot



25	26	27	28	29	30
24	23	22	21	20	19
13	14	15	16	17	18
12	11	10	9	8	7
1	2	3	4	5	6

(Note: The board contains illustrations of snakes and ladders connecting various numbers. Snakes connect 25 to 24, 27 to 22, 17 to 10, 10 to 7, and 6 to 3. Ladders connect 26 to 20, 20 to 14, 14 to 9, 16 to 11, 11 to 2, and 5 to 2.)

I can ...



2

Do the quiz "I can ...".



1) **I can name transport.**

Men transportlarning nomini ayta olaman.

e.g. a bus, ...



2) **I can talk about transport.**

Men transport haqida gapira olaman.

e.g. Buses are faster than bikes.



3) **I can say how I go to school.**

Maktabga qanday borishimni ayta olaman.

e.g. I go to school by bus.



4) **I can ask my friends how they go to school.**


O'rtoqlarimdan maktabga qanday borishlarini so'ray olaman.

e.g. How do you ...?

5) **I can draw and write about transport.**

Men transportlarni chiza olaman va ular haqida yoza olaman.

e.g. I like my bike. It is ...




Unit 13 We live in Uzbekistan.

Lesson 1 My uncle lives in Bukhara.

1  Listen and sing.

2 **Work in pairs. Point and say.**
e.g. **A:** (points) **B:** A rucksack.



3a  Look, listen and repeat.

Mother: We're going to Bukhara!
Boy: No, I'm going to Bukhara!
Mother: OK. You're going to Bukhara.
Now, where's your rucksack?
Boy: Oh! It's under the chair.
Mother: Where's your ticket?
Boy: It's on the table.
Mother: Where's your money?
Boy: It's in my rucksack.



3b **Work in pairs. Ask and answer.**

e.g. **A:** Where's the rucksack? **B:** It's under the table.

4   Play "Memory game".

5 **Read the text. Guess the meaning of the word.**

Jasur has an uncle. His name is Sobir. He works in a school. He is an English teacher. He lives in Bukhara. Bukhara is in Uzbekistan. It is old and very beautiful. A lot of **tourists** go to Bukhara. Tourists like looking at the beautiful old houses.

6   Look and write.

Unit 13 We live in Uzbekistan.

Lesson 2 Our village is beautiful.

1  Listen, point and say.



2 Work in pairs. Look, ask and answer.

e.g. A: Where's the library?

B: It's opposite the computer club.

A: Where's the grey car?

B: It's next to the blue car.

3a  Draw the place you live.

3b Work in groups. Talk about the place you live.

3c Work in groups. Talk about the place your friend lives.



3d  Label the places you live.

Unit 13 We live in Uzbekistan.

Lesson 3 What's in your street?

1  Listen and sing.

2 Listen and do.



3a  Work in pairs. Look, read and find the place.

e.g. Go straight. Stop. Turn right. Go straight. Stop. Turn left. Go straight. Stop. You are opposite the sports club.

playground

sports club

school

computer club

library

3b Work in pairs. Find where your friend lives.

e.g. A: Go straight. Stop. Turn right.

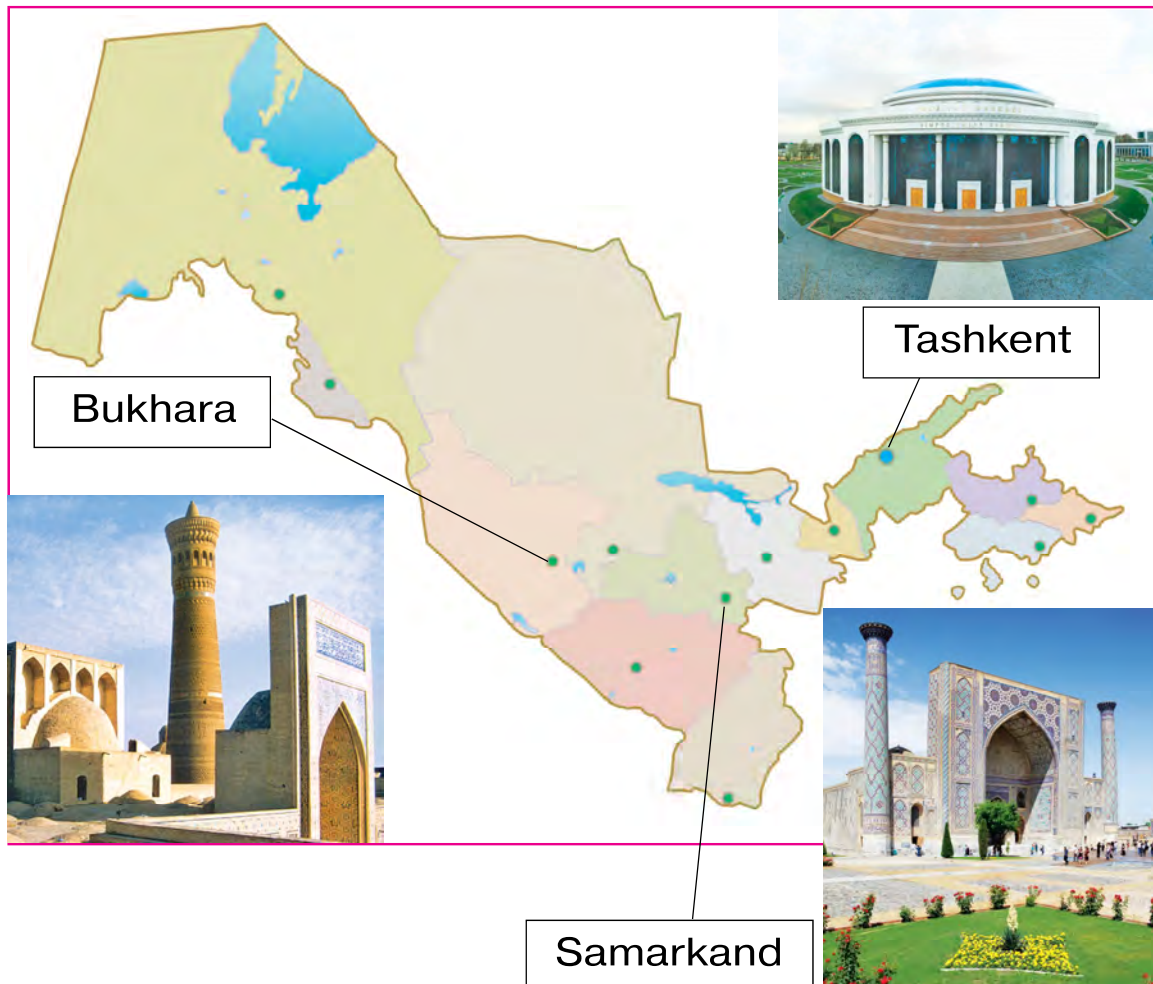
Unit 13 We live in Uzbekistan.

Lesson 4 Project

1  Listen and sing.

2a Look and read.

This is our city. It is big. A lot of tourists come to our city. I live in Navoi street. There is a sports club next to my house. The library is opposite my house.



2b Work in groups.
Make a poster about your town/city/village.

3 Present your poster.
e.g. This is our village.

Revision 10

1 Listen and do.

2 Work in pairs. Find the present and write.

Pupil A: Look at this page. Ask and find the teddy bear.

Pupil B: Look at page 86.

e.g. Is it under the bed?
No.



3 Work in pairs. Say and point.

e.g. **A:** It's opposite the table. **B:** A bed.


Describe the room and write.

4 e.g. There is a computer on the table.

I can ...

5 Work in pairs. Do the quiz “I can ...”.

- 1) **I can say where my friend lives.**
Men do'stimning qayerda yashashini ayta olaman.
e.g. My friend lives next to our house.
- 2) **I can say where my things are.**
Men narsalarim qayerdaligini ayta olaman.
e.g. My cap's on the bed.
- 3) **I can speak about my home town/village/city.**
Men ona shahrim/qishlog'im haqida gapira olaman.
e.g. My town's big and beautiful.
- 4) **I can explain how to get from school to my house.**
Men maktabdan uyga qanday borishni tushuntira olaman.
e.g. Go straight. Turn right. ...
- 5) **I can say what is in my street.**
Men ko'chamizda nimalar borligi haqida gapira olaman.
e.g. There's a computer club.
- 6) **I can say where my relatives live.**
Men qarindoshlarim qayerda yashashini ayta olaman.
e.g. My aunt lives in Bukhara.



Bukhara



Khiva



Samarkand




Tashkent

Unit 14 The world of stories

Lesson 1 Cartoons

1  **Watch and say.**

2 **Answer the question.**
What cartoons do you know?

3  **Play “My favourite cartoon’s ...”.**
e.g. **A:** My favourite cartoon’s “Mowgli”.
B: My favourite cartoon’s “Tom and Jerry”.

4 **Work in groups. Answer the questions.**

What’s your favourite cartoon?

Who’s the hero of the cartoon?

e.g. My favourite cartoon’s Micky Mouse. The hero’s Micky Mouse.

5  **Look at the pictures and match.**

e.g. 1 f

① Tom and Jerry ② Little Mook ③ Susambil
④ Golden watermelon ⑤ Mickey Mouse ⑥ Zumrad and Qimmat



6  **Read, guess and write.**

Unit 14 The world of stories


Lesson 2 The lion and the mouse

1  Play “Big, small”.

2a Look at the pictures and say.

e.g. It's a mouse. It's small.

2b  Look, read and match.



- 1
- Oh, Mr Lion, don't eat me, please ... I can help you one day.
 - Ha, ha, ha ... look at me. I'm big and strong. You're very small How can you help me?
 - Oh, please ... don't eat me ...
 - OK, OK ... go, go.

2 – R-r-r-r-r-r H-e-e-lp!

- 3
- Oh, Mr Lion I can help you.
 - Thank you, my little friend!

2c  Role play.

e.g. **A:** “Oh, Mr Lion don't eat me please ...”

Unit 14 The world of stories

Lesson 3 The old man and his sons

1  Listen and say.

stick son fight break

2 Listen and repeat.

3a Look at the picture and guess the story.



3b  Watch and check.

4  Complete the sentences.

5a Work in groups and make a story.

5b Work in groups. Role play.

Unit 14 The world of stories

Lesson 4 Project

1  Watch the cartoon.

2a Work in groups. Draw the heroes of the cartoons.



2b  Write a story.



2c Make a presentation.




e.g. Group 1: A boy has a ...



Revision 11

1 Answer the question.
What cartoons do you like?
e.g. I like "Tom and Jerry".

2 Work in pairs.
Play "Revision".



3 ✨ ✍ Write one sentence to each story.

I can ... (Unit 14)



4 Do the quiz “I can ...”.



- 1) **I can watch and understand cartoons.**
Men multfilmlarni ko‘rib tushuna olaman.
- 2) **I can read stories.**
Men hikoyalarni o‘qiy olaman.
- 3) **I can tell the story “The lion and the mouse”.**
Men sher va sichqon haqidagi hikoyani ayta olaman.
- 4) **I can put the pictures in order to make a story.**
Men rasmlarni tartib bo‘yicha qo‘yib hikoya tuza olaman.
- 5) **I can look at pictures and guess the story.**
Men rasmlarga qarab qaysi hikoyaligini ayta olaman.
- 6) **I can tell the story “The old man and his sons”.**
Men „Chol va uning o‘g‘illari“ hikoyasini ayta olaman.
- 7) **I can draw the heroes of the stories.**
Men hikoyalar qahramonlarining rasmlarini chiza olaman.



I can ... (Units 1 – 14)

Work in pairs. Do the quiz “I can ...”.

1) **I can speak about my family and relatives.**

Men oilam va qarindoshlarim haqida gapira olaman.

e.g. I have an aunt and an uncle.



2) **I can speak about jobs.**

Men kasblar haqida gapira olaman.

e.g. My uncle's a farmer.

3) **I can say:**

Men ayta olaman:

I'm shorter than my brother.

My sister's the youngest.



4) **I can speak about my house and my room.**

Men o'z uyim va xonam haqida gapira olaman.

e.g. My house is small. There's a bedroom

5) **I can speak about our garden.**

Men bog'imiz haqida gapira olaman.

e.g. There are many trees in our garden.



6) **I can say where my things are.**

Men narsalarimning qayerdaligini ayta olaman.

e.g. My pillow's on the blanket.

7) **I can speak about nature / weather.**

Men tabiat / ob-havo haqida gapira olaman.

e.g. I like spring. I like rainy days.



8) **I can speak about big animals, birds and insects.**

Men katta hayvonlar, qushlar va hasharotlar haqida gapira olaman.

e.g. The penguin's bigger than the peacock.



I can ... (Units 1 – 14)

9) **I can speak about my hobby.**

Men sevimli mashg'ulotim haqida gapira olaman.

e.g. My hobby's taekwondo.



10) **I can speak on the phone.**

Men telefonda gaplasha olaman.

e.g. Hello. Is Sardor there?

11) **I can speak about trees and plants.**

Men daraxt va o'simliklar haqida gapira olaman.

e.g. The sunflower's big, yellow and beautiful.

12) **I can speak about health and hygiene.**

Men sog'lik va gigiyena haqida gapira olaman.

e.g. I like swimming. It's healthy.



13) **I can speak about transport.**

Men transport haqida gapira olaman.

e.g. I go to school by bus.



14) **I can speak about the cities of Uzbekistan.**

Men O'zbekiston shaharlari haqida gapira olaman.

e.g. My aunt lives in Bukhara.

15) **I can speak about my home town/village.**

Men ona shahrim / qishlog'im haqida gapira olaman.

e.g. Our town's beautiful.

16) **I can read and tell stories.**

Men hikoyalar o'qib, gapira olaman.



Revision 7

Pupil B: Look at this page.

e.g. A: ring, ring. Hello.

B: Hello, Where are you?

A: I'm in my garden. I'm watering my plants.

B: What's in your garden?

A: I have apple trees, ... What's in your garden?

B: I have ...



Revision 10

Pupil B: Look at this page. Ask and find the plane.

e.g. Is it under the bed?
No.



Parent's corner

Hurmatli ota-onalar!

1–2-sinflar davomida kichkintoylarimiz o'yinlar asosida, o'qish va yozish, tinglash va gapirish orqali ingliz tilidan saboq olishgan, Siz esa ularning sinfda o'rgangan bilimlarini uyda mustahkamlashlariga, uy vazifalarni bajarishlariga beminnat yordamingizni ayamagan edingiz. 3-sinf davomida ham Siz ular bilan shug'ullanishga vaqt topib, ularning ingliz tilidan bilim darajalarini yanada ko'tarishga hissangizni qo'shishni davom ettirasiz, degan umiddamiz.

Siz uchun alohida taqdim etilayotgan quyidagi sahifalarda berilgan rasmi so'z va iboralarni, odatdagidek, savol va javoblarda ishlatishingiz va bu orqali bolajonlar bilan ingliz tilida ko'proq mashq qilishingiz mumkin.

Berilgan inglizcha gap, so'z va iboralarning transkripsiyasini o'qishdan oldin quyida keltirilgan qoidalar, fonetik ma'lumotlar bilan yaxshilab tanishib chiqishingiz, ingliz tiliga xos ayrim tovushlarni (ayniqsa, [θ], [ð], [v], [w], [i:], [ɔ:], [ɑ:], [u:], [ɜ:], [æ], [eə], [ʊə]) talaffuz qilishda qiyinchilik sezsangiz, ular haqida o'qituvchidan yordam so'rashingiz maqsadga muvofiqdir.

Ingliz tilining unli hamda undosh tovushlari

Ingliz tili alifbosi 26 harfdan iborat bo'lib, ulardan 20 tasi undosh (b, c, d, f, g, h, j, k, l, m, n, p, q, r, s, t, v, w, x, z), 6 tasi esa unli (a, e, i, o, u, y) harflar hisoblanadi. Bu unli va undosh harflar jami bo'lib 44 ta (24 ta undosh va 20 ta unli) tovush beradi.

Bu tovushlarni quyidagi qiyosiy jadvallar orqali o'zbek tilida mavjud tovushlar bilan taqqoslab, osongina o'rganib olishingiz va mazkur kitobdagi inglizcha so'zlarning transkripsiyasini o'qiy olish hamda inglizcha talaffuzni to'g'ri amalga oshirish imkoniyatiga ega bo'lishingiz mumkin.

So'zlarning transkripsiyasi o'rta [] qavslar ichida berilgan. Transkripsiyada asosiy urg'u ['] (masalan: cabbage ['kæbɪdʒ]), ikkilamchi, ya'ni kuchsizroq urg'u esa [,] belgisi bilan ifodalangan (masalan: engineer [ˌendʒɪˈnɪə]).

Ingliz va o'zbek tillari undosh tovushlarining qiyosiy jadvali

Ingliz tili undosh tovushlari	O'zbek tilidagi o'xshash tovushlar	Ingliz tili undosh tovushlari	O'zbek tilidagi o'xshash tovushlar
[p] p lum [plʌm]	p arda	[s] s un [sʌn]	s alom
[b] b ath [bɑːθ]	b ahor	[z] z oo [zuː]	z ar
[t] t ell [tel]	t ol	[ʃ] sh ip [ʃɪp]	sh amol
[d] d rop [drɒp]	d araxt	[ʒ] treasure ['treɪzə]	j urnal
[k] k ing [kɪŋ]	k itob	[h] h ot [hɒt]	h akam
[g] g et [get]	g ul	[m] m y [maɪ]	m asal
[tʃ] ch ip [tʃɪp]	ch inor	[n] n ew [njuː]	n arvon
[dʒ] j ump [dʒʌmp]	j anub	[ŋ] sing [sɪŋ]	zang
[f] f un [fʌn]	f asl	[l] l ake [leɪk]	l ola
[v] v ase [vɑːz]	v araq	[r] r ole [rəʊl]	r asm*** ³
[θ] th ink [θɪŋk]	*** ¹	[j] y ear [jɪə]	y o'l
[ð] th at [ðæt]	*** ²	[w] w ing [wɪŋ]	qu v at*** ⁴

***Izoh:

1) Ingliz tilida “th” harflar birikmasi ba’zan [θ] tovushi, ba’zan esa [ð] tovushini beradi. [θ] tovushi o’zbek tilidagi “s” tovushiga o’xshasa-da, u biroz boshqacharoq talaffuz etiladi. U tish oralig’i tovushi hisoblanadi. Demak, [θ] tovushini talaffuz qilish uchun til uchi tishlar orasiga keltirilib, havo jarangsiz chiqariladi. [θ] tovushini qoidaga binoan to’g’ri talaffuz etish va uni o’zbek tilidagi “s” tovushidek talaffuz etmaslik lozim. Aks holda, butunlay boshqacha ma’noga ega so’z anglashilishi mumkin. Taqqoslang: **think** (o’ylamoq) — **sink** (cho’kmoq); **thin** (yupqa, ingichka) — **sin** (gunoh);

2) [ð] tovushi esa o’zbek tilidagi “z” tovushiga o’xshasa-da, undan biroz farq qiladi. U ham tish oralig’i tovushi hisoblanadi. Shuning uchun, [ð] tovushini talaffuz qilishda til uchi tish oralig’iga keltiriladi va havo jarangli qilib chiqariladi;

3) Ingliz tilidagi [r] tovushi o’zbek tilidagi “r” titroq tovushidan o’zgacha talaffuz etiladi. Ingliz tilidagi [r] tovushi tanglay yumshoq tovushi hisoblanadi, ya’ni u til uchini tanglayga ko’tarib, uni titratmasdan talaffuz etiladi;

4) Ingliz tilidagi [w] tovushi ham o’zbek tilidagi “v” tovushidan o’zgacha talaffuz etiladi. Inglizcha [w] tovushi o’zbekcha “v” tovushidan farqli o’laroq lablanmagan. U lablarni cho’zib, aylana hosil qilish orqali talaffuz qilinadi. [w] tovushini qoidaga binoan to’g’ri talaffuz etish va uni o’zbek tilidagi “v” tovushidek talaffuz etmaslik lozim. Aks holda, butunlay boshqacha ma’noga ega so’z talaffuz etilgan bo’ladi. Taqqoslang: **west** (g’arb) — **vest** (mayka; nimcha).

Ingliz va o’zbek tillari unli tovushlarining qiyosiy jadvali

Ingliz tili unli tovushlari	O’zbek tilidagi o’xshash tovushlar	Ingliz tili unli tovushlari	O’zbek tilidagi o’xshash tovushlar
[i:] ea ch [i:tʃ]	*** ¹	[ɜ:] lea rn [lɜ:n]	*** ¹
[ɪ] it s [ɪts]	ig na	[ə] ri ver [ˈrɪvə]	olti
[e] le g [leg]	el lik	[eɪ] sa y [seɪ]	ey! (<i>chaqiriq</i>)
[æ] ba g [bæg]	*** ^{2a}	[əʊ] go [gəʊ]	teleshou
[ɑ:] ca r [kɑ:]	*** ¹	[aɪ] fi ne [faɪn]	na y
[ɒ] to p [tɒp]	qop	[aʊ] clou d [klaʊd]	pauza
[ɔ:] for ty [ˈfɔ:ti]	*** ¹	[ɔɪ] co in [kɔɪn]	lo y
[ʊ] goo d [gʊd]	kun	[ɪə] he re [hɪə]	iy e! (<i>ajablanish</i>)
[u:] ru le [ru:l]	*** ¹	[eə] cha ir [tʃeə]	*** ^{2b}
[ʌ] cu t [kʌt]	qand	[ʊə] usu al [ˈju:ʒʊə]	*** ^{2d}

***Izoh:

1) Ingliz tilida cho’ziq tovushlar [:] transkripsiya belgisi bilan ifodalanadi. O’zbek tilida [i:], [ɔ:], [ɑ:], [u:] va [ɜ:] kabi cho’ziq tovushlar mavjud emas. Biroq quyidagi tovushlar cho’zib o’qilsa, ularning talaffuzini o’xshatish mumkin: **nina** [ɪ] — **niina** [i:]; sholg’**om** [ɒ] — sholg’**oom** [ɔ:]; **fan** [ʌ] — **faan** [ɑ:]; **bu** [ʊ] — **buu** [u:]; **oltin** [ə] — **oltiin** [ɜ:];

2) o’zbek tilida [æ], [eə] va [ʊə] kabi tovushlar ham mavjud emas. Shuning uchun ularni talaffuz qilish o’zbek o’quvchilari uchun biroz qiyinchilik tug’dirishi tabiiy. Bu tovushlarga quyidagicha ta’rif berish mumkin:

a) [æ] tovushi [a] va [e] tovushlari uyg’unligidan tashkil topadi. U o’zbek tilidagi “e” tovushiga o’xshash, lekin [æ] tovushini talaffuz qilish uchun og’iz “e” ning talaffuziga qaraganda kattaroq ochiladi;

b) [eə] tovushi [e] va [ə] tovushlari uyg’unligidan tashkil topadi. [eə] tovushini talaffuz qilish uchun talaffuz [e] tovushidan boshlanib, [ə] tovushi bilan yakunlanishi kerak;

d) [ʊə] tovushi [ʊ] va [ə] tovushlari uyg’unligidan tashkil topadi. [ʊə] tovushini talaffuz qilish uchun talaffuz [ʊ] tovushidan boshlanib, [ə] tovushi bilan yakunlanishi lozim.

Unit 1 Our family is big.

**I have one sister.
And you?**

[aɪ 'hæv 'wʌn 'sɪstə. ənd 'ju:]
Mening bir nafar
singlim bor. Sizda-chi?



I have two sisters.

[aɪ 'hæv 'tu: 'sɪstəz] Mening
ikki nafar singlim bor.



grandad ['grændæd] bobo, **granny** ['græni]
buvi, momo, **mother** ['mʌðə] ona, **father** ['fɑ:ðə]
ota, **sister** ['sɪstə] singil, **brother** ['brʌðə] aka,
uka

**My father's a fireman.
What about your father?**

[maɪ 'fɑ:ðəz ə 'faɪəməɪn. 'wɒt
ə'baʊt jɔ: 'fɑ:ðə] Mening
otam o't o'chiruvchi.
Sizing otangiz-chi?

**My father's
a doctor.**

[maɪ 'fɑ:ðəz ə 'dɒktə]
Mening otam
shifokor.



**My grandad's a
teacher. What about
your grandad?**

[maɪ 'grændædz rə 'ti:tʃə.
'wɒt ə'baʊt jɔ: 'grændæd]
Mening bobom
o'qituvchi. Sizing
bobongiz-chi?

**My grandad's
a doctor.**

[maɪ 'grændædz
ə 'dɒktə]
Bobom shifokor.



director ['daɪrɛktə] direktor, **farmer** ['fɑ:mə] fermer, dehqon,
driver ['draɪvə] haydovchi, **secretary** ['sekɹətəri] kotib, kotiba, **fireman**
['faɪəməɪn] o't o'chiruvchi, **teacher** ['ti:tʃə] o'qituvchi, **doctor**
['dɒktə] shifokor, **cook** [kʊk] oshpaz, **pilot** ['paɪlət] uchuvchi, **house-**
wife ['haʊswɪf] uy bekasi

Unit 2 My relatives

I have three cousins. And you?

[aɪ 'hæv 'θri: 'kʌznz. ənd 'ju:] Mening uchta xolavachcham bor. Sizda-chi?



I have two cousins.

[aɪ 'hæv 'tu: 'kʌznz] Mening ikkita xolavachcham bor.



cousin ['kʌzn] amnavachcha, xolavachcha, amakivachcha, tog'avachcha, **aunt** [ɑ:nt] xola, amma, **uncle** [ʌŋkl] tog'a, amaki

My aunt's young. She's 20 years old.

[maɪ 'ɑ:nts 'jʌŋ. ʃi:z 'twenti jɜ:z əʊld] Mening xolam yosh. U 20 yoshda.

My aunt's younger. She's 17 years old.

[maɪ 'ɑ:nts 'jʌŋə. ʃi:z 'sevnti:n jɜ:z əʊld] Mening xolam yoshroq. U 17 yoshda.

I'm taller than Jasur.

[aɪm 'tɔ:lə ðən 'dʒʌsʊr] Men Jasurdan balandroqman.

I'm shorter than Zumrad.

[aɪm 'ʃɔ:tə ðən 'zʊmrʌd] Men Zumraddan kichikroqman.



tall [tɔ:l] novcha, bo'yi uzun, baland – **taller** [tɔ:lə] novcharoq; **strong** [strɒŋ] kuchli – **stronger** ['strɒŋə] kuchliroq; **young** [jʌŋ] yosh – **younger** [jʌŋə] yoshroq; **new** [nju:] yangi – **newer** ['nju:ə] yangiroq; **old** [əʊld] 1) eski; 2) yoshi katta, qari, keksa – **older** [əʊldə] 1) eskiroq; 2) yoshi kattaroq, keksaroq



Unit 3 Our house

Where's the fish?

[ˈweəz ðə ˈfiʃ] Baliq qayerda?

In the living room.

[ɪn ðə ˈlɪvɪŋ rʊm] Mehmonxonada.



duck [dʌk] o'rdak, **cat** [kæt] mushuk, **teddy bear** [ˈtedi beə] o'yinchoq ayiq, **fish** [fiʃ] baliq, **clock** [klɒk] soat, **lamp** [læmp] chiroq, **ball** [bɔ:l] koptok

house [haʊs] uy, **living room** [ˈlɪvɪŋ rʊm] mehmonxona, **bedroom** [ˈbedrʊm] yotoqxona, **bathroom** [ˈbɑ:θrʊm] yuvinish xonasi, **kitchen** [ˈkɪtʃɪn] oshxona



What's in the kitchen?

[wɒts ɪn ðə ˈkɪtʃɪn] Oshxonada nima bor?

There's a fridge.

[ðeəz ə ˈfrɪdʒ] U yerda sovitgich bor.

cupboard [ˈkʌpbəd] oziq-ovqat javoni (shkafi), idish-tovoq javoni (shkafi), **toilet** [ˈtɔɪlət] 1) hojatxona; 2) unitaz, **bath** [bɑ:θ] vanna, **fridge** [frɪdʒ] sovitgich, **cooker** [ˈku:kə] plita, pechka, o'choq



Where's the cooker?

[ˈweəz ðə ˈku:kə] Plita qayerda?

between [brɪtwi:n] (ikki narsa) orasida, **on the right** [ɒn ðə ˈraɪt] o'ng tomonda, **on the left** [ɒn ðə ˈleft] chap tomonda

The cooker is between the window and the table.

[ðə ˈku:kə ɪz brɪtwi:n ðə ˈwɪndəʊ ənd ðə ˈteɪbl] Plita deraza va stol o'rtasida.



Unit 4 My room

What's this?

[ˈwɒts ðɪs] Bu nima?

It's a dresser.

[ɪts ə ˈdresə] U komod.



picture [ˈpɪktʃə] rasm, surat, **curtain** [ˈkɜːtən] parda, **rug** [rʌɡ] gilam(cha), **bed** [bed] karavot, **pillow** [ˈpɪləʊ] yostiq(cha), bolish(cha), **blanket** [ˈblæŋkɪt] jun adyol (ko'rpa), **dresser** [ˈdresə] komod (kiyim-kechak turadigan yashikli javon), **mirror** [ˈmɪrə] ko'zgu, oyna, **Japan** [dʒəˈpæn] Yaponiya, **stone** [stəʊn] tosh, **garden** [ˈɡɑːdn] bog'



Where's the

cat? [ˈweəz ðə ˈkæt]

Mushuk qayerda?

It's under the

chair. [ɪts ˈʌndə ðə ˈtʃeə]

U stul tagida.

on [ɒn] ustida, **in** [ɪn] ichida, **under** [ˈʌndə] tagida, **on the right** [ɒn ðə ˈraɪt] o'ng tomonda, **on the left** [ɒn ðə ˈleft] chap tomonda, **between** [brɪˈtwiːn] (ikki narsa) orasida

table [ˈteɪbl] stol, **chair** [tʃeə] stul, **door** [dɔː] eshik, **window** [ˈwɪndəʊ] deraza, **floor** [flɔː] pol, **wall** [wɔːl] devor, **toys** [tɔɪz] o'yinchoqlar

What colour is the ball?

[ˈwɒt ˈkʌlə ɪz ðə ˈbɔːl]
Koptokning rangi qanaqa?

It's orange.

[ɪts ˈɒrɪndʒ]
U olovrang.



white [waɪt] oq, **black** [blæk] qora, **red** [red] qizil, **green** [ɡriːn] yashil, **blue** [bluː] ko'k, **yellow** [ˈjeləʊ] sariq, **brown** [braʊn] jigarrang, **grey** [ɡreɪ] kulrang, **orange** [ˈɒrɪndʒ] olovrang, **purple** [ˈpɜːpl] binafsharang



Unit 5 Nature is beautiful.

What's the weather?

[ˈwɒts ðə ˈweðə]

Ob-havo qanday?



What can you do?

[ˈwɒt kən ju: ˈdu:]

Nima qila olasan?

It's snowy. It's

cold. [ɪts ˈsnəʊi. ɪts ˈkəʊld]

Qorli. Sovuq.

I can ski, skate, play hockey and play snowballs.

[aɪ kən ˈski, ˈsket, ˈpleɪ ˈhɒki ənd ˈpleɪ ˈsnəʊbɔ:lz] Men chang'i, konki ucha olaman, xokkey va qorbo'ron o'ynay olaman.



It's sunny. It's hot. [ɪts ˈsʌni. ɪts ˈhɒt] Quyoshli. Issiq.

It's cloudy. It's warm. [ɪts ˈkləʊdi. ɪts ˈwɔ:m] Bulutli. Iliq.

It's rainy. It's cool. [ɪts ˈreɪni. ɪts ˈku:l] Yomg'irli. Salqin.

It's windy. It's cool. [ɪts ˈwɪndi. ɪts ˈku:l] Shamolli. Salqin.

fly a kite [flaɪ ə ˈkaɪt] varrak uchirmoq, **jump a rope** [dʒʌmp ə ˈrəʊp] arqon (arg'amchi) sakramoq, **watch TV** [wɒtʃ ˈti:vi:] televizor ko'rmoq, **play tag** [pleɪ ˈtæg] quvlashmashoq o'ynamoq, **play see-saw** [pleɪ ˈsi:'sɔ:] innanada uchmoq

The snow never falls in summer.

[ðə ˈsnəʊ ˈnevə ˈfɔ:lz ɪn ˈsʌmə] Yozda hech qachon qor yog'maydi.

Yes. [jes] Ha.



the rain pours [ðə ˈreɪn ˈpɔ:z] yomg'ir quyadi (yog'adi), **the sun shines** [ðə ˈsʌn ˈʃaɪnz] quyosh charaqlaydi, **the snow falls** [ðə ˈsnəʊ ˈfɔ:lz] qor yog'adi, **the wind blows** [ðə ˈwɪnd ˈbləʊz] shamol esadi



never [nevə] hech qachon, **sometimes** [ˈsʌmtaɪmz] ba'zida, ba'zan, **usually** [ˈju:ʒʊəli] odatda, **often** [ˈɒftən] tez-tez, **always** [ˈɔ:lweɪz] doimo, har doim

winter [ˈwɪntə] qish, **spring** [ˈsprɪŋ] bahor, **summer** [ˈsʌmə] yoz, **autumn** [ˈɔ:təm] kuz

What's this?
[ˈwɒts ðɪs] Bu nima?



It's a thunderstorm.
[ɪts ə ˈθʌndəstɔ:m] Momaqaldiroq.



thunderstorm [ˈθʌndəstɔ:m] momaqaldiroq
snowstorm [ˈsnəʊstɔ:m] qorboʻron, izgʻirin
windstorm [ˈwɪndstɔ:m] kuchli shamol, boʻron

Unit 6 We are small.

There's an insect.
[ˈðeəz ən ˈɪnsekt] U yerda hasharot bor.



There's an ant.
[ˈðeəz ən ˈænt] U yerda chumoli bor.



insect [ˈɪnsekt] hasharot
butterfly [ˈbʌtəflaɪ] kapalak
grasshopper [ˈgrɑ:s,hɒpə] chigirtka
ladybird [ˈleɪdɪbɜ:d] xonqizi
mosquito [məˈski:təʊ] chivin
ant [ænt] chumoli

caterpillar [ˈkætəpɪlə] kapalakqurt
leaf [li:f] barg
fast [fɑ:st] tez
slow [sləʊ] sekin, sust

sparrow [ˈspærəʊ] chumchuq
eagle [ˈi:gl] burgut
peacock [ˈpi:kɒk] tovus
swallow [ˈswɒləʊ] qaldirgʻoch
ostrich [ˈɒstrɪtʃ] tuyaqush
penguin [ˈpeŋgwɪn] pingvin
humming bird [ˈhʌmɪŋ bɜ:d] kolibri

The peacock's big.
[ðə ˈpi:kɒks ˈbɪg] Tovus katta.



The ostrich's the biggest.
[ðə ˈɒstrɪtʃɪz ðə ˈbɪgəst] Tuyaqush eng kattasi.

The penguin's bigger than the peacock.
[ðə ˈpeŋgwɪnz ˈbɪgə ðən ðə ˈpi:kɒk] Pingvin tovusga qaraganda kattaroq.



big – bigger – the biggest, small – smaller – the smallest, tall – taller – the tallest, long – longer – the longest, strong – stronger – the strongest, short – shorter – the shortest, slow – slower – the slowest, fast – faster – the fastest

Unit 7 We are big animals.



Where can we see leopards?

[ˈweə kən wi: ˈsi: ˈlepədz]
Qoplonlarni qayerda koʻrishimiz mumkin.

We can see leopards in the jungle/zoo. [wi: kən ˈsi: ˈlepədz ɪn ðə dʒʌŋɡl / zu:] Biz qoplonlarni changalzorda/hayvonot bogʻida koʻrishimiz mumkin.



jungle [dʒʌŋɡl] chakalakzor, changalzor, qalin oʻrmon, **mandrill** [ˈmændrɪl] mandril (maymun turi), **hippo** [ˈhɪpəʊ] gippopotam, begemot, **leopard** [ˈlepəd] qoplon, **hyena** [haɪˈi:nə] sirtlon, yoldor boʻri, **crocodile** [ˈkrɒkədəɪl] timsoh, **spider monkey** [ˈspaɪdə ˈmʌŋki] oʻrgimchaksimon maymun, **tiger** [ˈtaɪɡə] yoʻlbars, **elephant** [ˈelɪfənt] fil, **giraffe** [dʒɪˈrɑ:f] jirafa, **bear** [beə] ayiq, **zebra** [ˈzi:brə] zebra, **hare** [heə] quyon



These leopards are dangerous. Look at their spots.

[ði:z ˈlepədz ɑ: ˈdeɪndʒərəs. ˈlʊk ət ðeə ˈspɒts] Bu qoplonlar xavfli. Ularning qashqasiga qara.

Those zebras are funny and friendly. Look at their stripes.

[ðəʊz ˈzi:brəz ɑ: ˈfʌni ənd ˈfrendli. ˈlʊk ət ðeə ˈstraɪps] Anavi zebralar kulgili va xavfsiz. Ularning yoʻl-yoʻl chiziqlariga qara.



these [ði:z] bular (yaqindagi narsalarga nisbatan), **those** [ðəʊz] anavilar (uzoqdagi narsalarga nisbatan), **dangerous** [ˈdeɪndʒərəs] xavfli, **funny** [ˈfʌni] kulgili, qiziq, **friendly** [ˈfrendli] doʻstona, xavfsiz, **stripe** [straɪp] yoʻl-yoʻl chiziq, taram-taram yoʻl, **spot** [spɒt] dogʻ, qashqa, **touch** [tʌtʃ] (qoʻl bilan) tegmoq

Unit 8 Hobby



Do you like dancing?

[du: ju: 'laɪk 'dɑ:nsɪŋ]

Sen raqsga tushishni yoqtirasanmi?

Yes. My mum/ dad likes

[ˈjes. maɪ 'mʌm / 'dæd 'laɪks

...] Ha. Mening oyim/dadam ...shni yoqtiradilar.



cooking ['kʊkɪŋ] ovqat pishirish, **dancing** ['dɑ:nsɪŋ] raqsga tushish, **singing** ['sɪŋɪŋ] kuylash, **watching TV** ['wɒtʃɪŋ 'ti:vi:] televizor ko'rish, **planting a tree** ['plɑ:ntɪŋ ə 'tri:] daraxt o'tqazish, **playing tennis** ['pleɪɪŋ 'tenɪs] tennis o'ynash, **making birdhouses** ['meɪkɪŋ 'bɜ:dhaʊsɪz] qush uyalari qurish



My friend's a Club champion in chess. She likes playing chess. It's very interesting.

[maɪ 'frendz ə 'klʌb 'tʃæm pɪən ɪn 'tʃes. ʃi: 'laɪks 'pleɪɪŋ 'tʃes. ɪts 'veri 'ɪntrɪstɪŋ]

Mening o'rtog'im shaxmat bo'yicha klub chempioni. U shaxmat o'ynashni yoqtiradi. U juda qiziq.

I'm our Sports Club champion in swimming.

[aɪm əʊə 'spɔ:ts 'klʌb 'tʃæmpɪən ɪn 'swɪmɪŋ]

Men suzish bo'yicha sport klubimiz chempioniman.



champion ['tʃæmpɪən] chempion, **chess** [tʃes] shaxmat, **sport** [spɔ:t] sport, **club** [klʌb] klub, **interesting** ['ɪntrɪstɪŋ] qiziqarli, qiziq, **taekwondo** [taɪkwɒndəʊ] taekvando (sport turi)

Unit 9 On the telephone



What's your telephone / mobile phone number?

[ˈwɒts jɔ: 'telɪfəʊn / 'məʊbaɪl fəʊn 'nʌmbə] Telefon/ Uyali telefon raqamingiz qanday?

5901701

[faɪv naɪn əʊ wʌn 'sevn əʊ wʌn]



Sorry, you have the wrong number.

[sɒri ju: 'hæv ðə 'rɒŋ 'nʌmbə] Kechirasiz, noto'g'ri raqam terdingiz.



Can I talk to Jasur, please?

[kən aɪ 'tɔ:k tə 'dʒʌsʊr 'pli:z] Iltimos, Jasur bilan gaplashsam bo'ladimi?



Can I talk to Jasur, please?

[kən aɪ 'tɔ:k tə 'dʒʌsʊr 'pli:z] Iltimos, Jasur bilan gaplashsam bo'ladimi?

Excuse me, who's this?

[ɪk'skju:z mi:, 'hu:z ðɪs] UZR, siz kimsiz (bu kim)?

I'm his friend from school.

[aɪm hɪz 'frend frɒm 'sku:l] Men uning maktabdosh o'rtog'iman.

He's not at home now.

[hi:z 'nɒt ət 'həʊm 'naʊ] U hozir uyda emas.

When's he/ she at home?

['wenz hi: / ʃi: ət 'həʊm] U qachon uyda bo'ladi?

At five thirty.

[ət 'faɪv 'θɜ:ti] Soat besh yarimda.

telephone ['telɪfəʊn] telefon, **mobile phone** ['məʊbaɪlfəʊn] uyali telefon, **now** [naʊ] hozir, **wrong** [rɒŋ] noto'g'ri, **talk** [tɔ:k] 1) suhbat; 2) suhbatlashmoq, **talk on the phone** ['tɔ:k ɒn ðə 'fəʊn] telefonda gaplashmoq

<p>I am (= I'm) He/She/It is (= He's/She's/It's) We are (= We're) You are (= You're) They are (= They're)</p>	cooking.	<p>Men pishiryapman. U pishiryapti. Biz pishiryapmiz. Siz pishiryapsiz. Ular pishiryaptilar.</p>
--	-----------------	--

Unit 10 Plants



What lives in forests? [ˈwɒt ˈli:vz ɪn ðə ˈfɒrɪst]
O'rmonlarda nima yashaydi?



Forests are home to a lot of plants, animals, birds and insects. You can see the biggest bears and the smallest ants there. There is a lot of food, water and air in forests. [ˈfɒrɪsts ɑ: ˈhəʊm tu ə lɒt əv ˈplɑ:nts, ˈæniməlz, ˈbɜ:dz ənd ˈɪnsɛkts. ju: kæn ˈsi: ðə ˈbɪgəst ˈbeəz ənd ðə ˈsmɔ:ləst ˈænts ðeə. ðerɪz ə lɒt əv ˈfu:d, ˈwɔ:tə ənd eə ɪn ˈfɒrɪsts]

O'rmonlar ko'plab o'simliklar, hayvonlar, qushlar va hasharotlar makonidir. Siz u yerda eng katta ayiqdan tortib eng kichik chumoligacha ko'rishingiz mumkin. O'rmonlarda ko'p yegulik, suv va havo mavjud.

forest [ˈfɒrɪst] o'rmon
mountain [ˈmaʊntɪn] tog'
desert [ˈdezət] cho'l, sahro

willow [ˈwɪləʊ] tol
mulberry [ˈmʌlbəri] tut
rose [rəʊz] atirgul
tulip [ˈtju:lɪp] lola
sunflower [ˈsʌnˌflaʊə] kungaboqar

fruit [fru:t] meva
fir tree [ˈfɜ:tri:] qoraqarag'ay, archa
branch [brɑ:ntʃ] novda, butoq, shox

Unit 11 Health and hygiene



Is swimming healthy?

[ɪz 'swɪmɪŋ 'helθi]
Suzish sog'liq uchun foydalimi?

Yes. [jes] Ha.



Is watching TV healthy?

[ɪz 'wɒtʃɪŋ 'ti:vi: 'helθi]
Televizor ko'rish sog'liq uchun foydalimi?

No. It's unhealthy.

[nəʊ. ɪts ʌn'helθi] Yo'q.
U zararli.

doing exercises [du:ɪŋ 'eksəsaɪzɪz] mashq qilish, **playing football** ['pleɪŋ 'fʊtbɔ:l] futbol o'ynash, **drinking Cola** ['drɪŋkɪŋ 'kəʊlə] Kola ichish, **playing computer games** ['pleɪŋ kəm'pjʊ:tə 'geɪmz] kompyuter o'yinlari o'ynash, **salad** ['sæləd] salat, **meat** [mi:t] go'sht, **sweet** [swi:t] shirinlik, **chocolate** ['tʃɒklɪt] shokolad, **Cola** ['kəʊlə] Kola ichimligi, **Fanta** ['fæntə] Fanta ichimligi, **healthy** ['helθi] sog'lom, foydali, **unhealthy** [ʌn'helθi] nosog'lom, zararli, **drink** [drɪŋk] ichmoq

hygiene ['haɪdʒi:n] gigiyena, **wash** [wɒʃ] yuvmoq, **shampoo** [ʃæm'pu:] shampun, **gel** [dʒel] gel, **soap** [səʊp] sovun, **tooth paste** ['tu:θpeɪst] tish pastasi, **tooth brush** ['tu:θbrʌʃ] tish cho'tkasi, **comb** [kəʊm] 1) taroq; 2) taramoq



Unit 12 Transport



**How do you
go to school?**


[ˈhəʊ dʊ ju ˈgəʊ tə ,sku:l]
Maktabga qanday
borasan?

**I go to school by
bus (on foot).**

[aɪ ˈgəʊ tə ,sku:l baɪ ˈbʌs
(ɒn ˈfʊt)] Men maktab-
ga avtobusda (piyoda)
boraman.



transport [ˈtrænspɔ:t] transport, **go to school by bus** [ˈgəʊ tə ,sku:l baɪ ˈbʌs] maktabga avtobusda bormoq, **go to school on foot** [ˈgəʊ tə ,sku:l ɒn ˈfʊt] maktabga piyoda bormoq



bus
[bʌs]
avtobus



motorbike
[ˈməʊtəbaɪk]
moped,
mototsikl



minivan
[ˈmɪnɪvæn]
marshrutka



bike
[baɪk]
velosiped



helicopter
[ˈhelɪkɒptə]
vertolyot

Unit 13 We live in Uzbekistan.



Where's the computer club?

[ˈweəz ðə kəmˈpjʊ:tə ˈklʌb]
Kompyuter klubi qayerda?

Go straight, turn right. It's opposite the library.

[gəʊ ˈstreɪt, ˈtɜːn ˈraɪt.
ɪts ˈɒpəzɪt ðə ˈlaɪbrəri]
To'g'riga yuring,
o'ngga buriling.
U kutubxona qarshisida.



Where's the library?

[ˈweəz ðə ˈlaɪbrəri]
Kutubxona qayerda?

What's in your street?

[ˈwɒts ɪn jɔː ˈstri:t]
Ko'changizda nima bor?

It's opposite the school.

[ɪts ˈɒpəzɪt ðə ˈsku:l]
U maktab qarshisida.

There's/There're ...

[ðeəz / ðeərə:] U yerda ... bor.

ticket [ˈtɪkɪt] chipta, bilet, **tourist** [ˈtʊərɪst] sayyoh, turist, **next to** [ˈnekst tə] ...ning yonida, **opposite** [ˈɒpəzɪt] qarshisida, ro'parasida, **go straight** [gəʊ ˈstreɪt] to'g'riga yurmoq, **turn right** [ˈtɜːn ˈraɪt] o'ngga burilmoq, **turn left** [ˈtɜːn ˈleft] chapga burilmoq



rucksack

[ˈrʌksæk] rukzak,
sayohat xaltasi



Bukhara

[buːˈkɑːrə]
Buxoro



money

[ˈmʌni]
pul

Unit 14 The world of stories



Can you tell stories?

[kən 'ju: 'tel 'stɔ:ri:z]
Hikoyalar ayta olasizmi?

Yes, I can.

[jes, ai kæn] Ha, ayta olaman.

What cartoons do you know?

['wɒt kɑ:'tu:nz dʊ ju 'nəʊ]
Qanday multfilmlarni bilasiz?



I know a lot of cartoons.

[ai 'nəʊ ə lɒt əf kɑ:'tu:nz]
Men juda ko'p multfilmlarni bilaman.

My favourite cartoon is

[maɪ 'feɪvərɪt kɑ:'tu:n ɪz]
Mening sevimli multfilmim

The hero of the cartoon is

[ðə 'herəʊ əf ðə kɑ:'tu:n ɪz]
Multfilmning qahramoni

Who is the hero of the cartoon?

[hu: ɪz ðə 'herəʊ əf ðə kɑ:'tu:n]
Multfilmning qahramoni kim?



hero ['herəʊ] qahramon, **cartoon** [kɑ:'tu:n] multfilm, **stick** [stɪk] tayoq, **son** [sʌn] o'g'il farzand, **break** [breɪk] sindirmoq, sinmoq, **fight** [faɪt] kurashmoq, urishmoq

Wordlist

adj – adjective – sifat

adv – adverb – ravish

conj – conjunction –
bog'lovchi

int – interjection –
his-hayajon

n – noun – ot

num – number – son

prep – preposition – predlog

pron – pronoun – olmosh

v – verb – fe'l

English

Uzbek

A a

a [ə]

about *prep* [ə'baʊt]

act (out) *v* [ækt(aʊt)]

afternoon *n* [ˌɑːftə'nuːn]

air *n* [eə]

album *n* ['ælbəm]

alphabet *n* ['ælfəbet]

always *adv* ['ɔːlwaɪz]

America *n* [ə'merɪkə]

an [ən, æn]

and *conj* [ænd, ænd]

And you? [ænd'juː]

animal *n* ['ænɪm(ə)l]

answer *n, v* ['ɑːnsə]

ant *n* [ænt]

apple *n* ['æp(ə)l]

apricot *n* ['eɪprɪkɒt]

April *n* ['eɪpr(ə)l]

are *v* [ɑː]

Are you ...?

arm *n* [ɑːm]

art *n* [ɑːt]

ask *v* [ɑːsk]

at *prep* [ət, æt]

August *n* ['ɔːgəst]

noaniq artikl

haqida

ijro etmoq

tush vaqti

havo

albom

alifbo

doimo, har doim

Amerika

noaniq artikl

va

Siz-chi?

hayvon

1) javob; 2) javob bermoq

chumoli

olma

o'rik

aprel

bo'lmoq (ko'plik shaxslar uchun)

Siz ...misiz?

qo'l

tasviriy san'at

so'ramoq

... da

avgust

aunt *n* [ɑ:nt]
autumn *n* [ˈɔ:təm]

B b

baby *n* [ˈbeɪbi]
bad *adj* [bæd]
bag *n* [bæg]
ball *n* [bɔ:l]
banana *n* [bəˈnɑ:nə]
basketball *n* [ˈbɑ:skɪtbɔ:l]
bath *n* [bɑ:θ]
bathroom *n* [ˈbɑ:θrʊm]
bear *n* [beə]
beautiful *adj* [ˈbju:tɪfəl]
bedroom *n* [ˈbedrʊm]
bee *n* [bi:]
between *prep* [brɪˈtwi:n]
big *adj* [bɪg]
bike *n* [baɪk]
bird *n* [bɜ:d]
birdhouse *n* [ˈbɜ:dhaʊs]
birthday *n* [ˈbɜ:θdeɪ]
black *adj* [blæk]
blanket *n* [ˈblæŋkɪt]
blazer *n* [ˈbleɪzə]
blouse *n* [blaʊz]
blow *v* [bləʊ]
blue *adj* [blu:]
board *n* [bɔ:d]
book *n* [bʊk]
box *n* [bɒks]
boy *n* [bɔɪ]
branch *n* [brɑ:ntʃ]
break *v* [breɪk]
brother *n* [ˈbrʌðə]
brown *adj* [braʊn]

xola, amma
kuz

chaqaloq, go'dak
yomon
portfel, sumka
to'p, koptok
banan
basketbol
vanna
yuvinish xonasi (uydagi xona)
ayiq
chiroyli
yotoqxona (uydagi xona)
asalari
(ikki narsa) orasida
katta
velosiped, mototsikl
qush
qush uyasi
tug'ilgan kun
qora
jun adyol (ko'rpa)
yengil kurtka
bluzka (yengil matoli kofta)
esmoq (shamol haqida)
ko'k
sinf doskasi
kitob
quti
o'g'il bola
novda, butoq, shox
sindirmoq, sinmoq
aka, uka
jigarrang

brush *n, v* [brʌʃ]
brush teeth
Bukhara *n* [bu:'kɑ:rə]
bull *n* [bʊl]
bus *n* [bʌs]
busy *adj* ['bɪzi]
butterfly *n* ['bʌtəflaɪ]

C c

cabbage *n* ['kæbɪdʒ]
cake *n* [keɪk]
calendar *n* ['kælɪndə]
can *v* [kæn, kən]
Can I have ...?
Can I talk to Jasur, please?
canteen [kən'ti:n]
cap *n* [kæp]
car *n* [kɑ:]
carrot *n* ['kærət]
cartoon *n* [kɑ:'tu:n]
cat *n* [kæt]
caterpillar *n* ['kætəpɪlə]
celebrate *v* ['seləbreɪt]
chair *n* [tʃeə]
champion *n* ['tʃæmpɪən]
chant *n* [tʃɑ:nt]
cherry *n* ['tʃeri]
chess *n* [tʃes]
chick *n* [tʃɪk]
chicken *n* ['tʃɪkɪn]
children *n* ['tʃɪldrən]
chocolate *n* ['tʃɒklɪt]
clap *v* [klæp]
class *n* [klɑ:s]
classroom *n* ['klɑ:srʊm]
clean *adj, v* [kli:n]

1) cho'tka; 2) cho'tkalamoq
tishlarni cho'tka bilan tozalamoq
Buxoro
ho'kiz, buqa
avtobus
ish bilan band
kapalak

karam
tort, pirojniy
taqvim
qila olmoq, qo'lidan kelmoq
...ni olsam bo'ladimi?
Iltimos, Jasur bilan gaplashsam
bo'ladimi?
oshxona
kepka, shapka
avtomobil
sabzi
multfilm
mushuk
kapalakqurt
bayram qilmoq, nishonlamoq
stul
champion
chant (kichik she'r)
olcha
shaxmat
jo'ja
tovuq
bolalar
shokolad
qarsak, chapak chalmoq
sinf; dars
sinfxona
1) toza; 2) tozalamoq

clean water *n* ['kli:n'wɔ:tə]
 climb *v* [klaɪm]
 clock *n* [klɒk]
 cloud *n* [klaʊd]
 cloudy *adj* ['klaʊdi]
 club *n* [klʌb]
 Cola *n* ['kəʊlə]
 cold *adj* [kəʊld]
 collect *v* [kə'lekt]
 colour *n* ['kʌlə]
 colour pencils
 comb *n, v* [kəm]
 come *v* [kʌm]
 complete *v* [kəm'pli:t]
 computer *n* [kəm'pjʊ:tə]
 cook *v* [kʊk]
 cooker *n* ['ku:kə]
 cool *adj* [ku:l]
 copybook *n* ['kɒpi 'bʊk]
 corn *n* [kɔ:n]
 count *v* [kaʊnt]
 cousin *n* ['kʌzn]

 cow *n* [kaʊ]
 crayon *n* ['kreɪən]
 crocodile *n* ['krɒkədəɪl]
 cucumber *n* ['kju:kʌmbə]
 cupboard *n* ['kʌpbəd]

 curtain *n* ['kɜ:tən]

D d

dad *n* [dæd]
 dance *v* [dɑ:ns]
 dangerous *adj* ['deɪndʒərəs]
 day *n* [deɪ]

toza suv
 tirmashib chiqmoq
 soat
 bulut
 bulutli
 klub, to'garak
 Kola ichimligi
 sovuq
 yig'moq, to'plamoq
 rang
 rangli qalamlar
 1) taroq; 2) taramoq
 kelmoq
 tamomlamoq, tugallamoq
 kompyuter
 pishirmoq, ovqat tayyorlamoq
 plita, pechka, o'choq
 salqin
 daftar
 don, g'alla
 sanamoq
 ammavachcha, xolavachcha,
 amakivachcha, tog'avachcha
 sigir
 rangli bo'r
 timsoh
 bodring
 oziq-ovqat javoni (shkafi),
 idish-tovoq javoni (shkafi)
 parda

 dada
 raqs tushmoq
 xavfli
 kun

dear <i>adj</i> [dɪə]	qadrli, aziz
December <i>n</i> [dɪ'sembə]	dekabr
desert <i>n</i> ['dezət]	cho'l, sahro
desk <i>n</i> [desk]	yozuv stoli, parta
director <i>n</i> ['daɪrektə]	direktor
do <i>v</i> [du:]	bajarmoq, qilmoq
do crosswords ['du:'krɒswɜ:dz]	krossvord yechmoq
do morning exercises [du: 'mɔ:nɪŋ 'eksəsaɪz]	ertalabki badantarbiya mashqlarini bajarmoq
do sums <i>v</i> [du: 'sʌmz]	misolni ishlamoq
doctor <i>n</i> ['dɒktə]	doktor, vrach, shifokor
dog <i>n</i> [dɒg]	kuchuk, it
doll <i>n</i> [dɒl]	qo'g'irchoq
donkey <i>n</i> ['dɒŋkɪ]	eshak
door <i>n</i> [dɔ:]	eshik
draw <i>v</i> [drɔ:]	rasm chizmoq
dress <i>n</i> [dres]	ko'ylak
dresser <i>n</i> ['dresə]	komod (kiyim-kechak turadigan yashikli javon)
drink <i>v</i> [drɪŋk]	ichmoq
driver <i>n</i> ['draɪvə]	haydovchi
duck <i>n</i> [dʌk]	o'rdak
E e	
eagle <i>n</i> ['i:gl]	burgut
ear <i>n</i> [ɪə]	quloq
Earth Day <i>n</i> ['ɜ:θ 'deɪ]	Yer kuni
eat (ʌp) <i>v</i> [i:t (ʌp)]	yemoq, yeb qo'yimoq
eggplant <i>n</i> ['egplɑ:nt]	baqlajon
eight <i>num</i> [eɪt]	sakkiz
eighteen <i>num</i> ['eɪti:n]	o'n sakkiz
eleven <i>num</i> [ɪ'levn]	o'n bir
English <i>n</i> ['ɪŋɡlɪʃ]	ingliz tili
eraser <i>n</i> [ɪ'reɪzə]	o'chirg'ich
evening <i>n</i> ['i:vɪŋ]	kechqurun, oqshom
Excuse me, who's this?	Uzr, siz kimsiz (bu kim)?
eye <i>n</i> [aɪ]	ko'z

F f

fairy tale *n* [ˈfeəri ˈteɪl]
 fall *v* [fɔ:l]
 family *n* [ˈfæməli]
 Fanta *n* [ˈfæntə]
 farm *n* [fɑ:m]
 farmer *n* [ˈfɑ:mə]
 fast *adj* [fɑ:st]
 father *n* [ˈfɑ:ðə]
 favourite *adj* [ˈfeɪvərɪt]
 February *n* [ˈfebrʊəri]
 fifteen *num* [ˈfɪfti:n]
 fifty *num* [ˈfɪftɪ]
 fight *v* [faɪt]
 find *v* [faɪnd]
 finish *v, n* [ˈfɪnɪʃ]
 fir tree *n* [ˈfɜ:tri:]
 fireman *n* [ˈfaɪəməŋ]
 first *num* [fɜ:st]
 fish *n* [fɪʃ]
 five *num* [faɪv]
 floor *n* [flɔ:]
 fly *v* [flaɪ]
 fly a kite *v* [ˈflaɪ ə ˈkaɪt]
 food *n* [fu:d]
 football *n* [ˈfʊtbɔ:l]
 play football
 for *prep* [fɔ:, fə]
 forest *n* [ˈfɒrɪst]
 forty *num* [ˈfɔ:ti]
 four *num* [fɔ:]
 fourteen *num* [ˈfɔ:ˈti:n]
 fresh *adj* [freʃ]
 fresh air *n* [ˈfreʃ ˈeə]
 Friday *n* [ˈfraɪdi]

ertak
 yogʻmoq (qor haqida)
 oila
 Fanta ichimligi
 ferma
 fermer, dehqon
 tez
 ota
 sevimli
 fevral
 oʻn besh
 ellik
 kurashmoq, urishmoq
 topmoq
 1) tugatmoq; 2) oxir
 qoraqaragʻay, archa
 oʻt oʻchiruvchi
 birinchi
 baliq
 besh
 1) qavat; 2) pol
 uchmoq
 varrak uchirmoq
 ovqat, yemish
 futbol
 futbol oʻynamoq
 uchun
 oʻrmon
 qirq
 toʻrt
 oʻn toʻrt
 sof, musaffo
 toza havo
 juma

fridge *n* [frɪdʒ]
friend *n* [frend]
friendly *adj* ['frendli]
frog *n* [frɒg]
fruit *n* [fru:t]
fun *n* [fʌn]
funny *adj* ['fʌni]

G g

game *n* [geɪm]
garden *n* ['gɑ:dn]
gel *n* [dʒel]
get dressed *v* ['get 'drest]
get up *v* ['get 'ʌp]
girl *n* [gɜ:l]
give *v* [gɪv]
go *v* [gəʊ]
go straight *v* ['gəʊ 'streɪt]
go to school
go to school by bus
go to school on foot
goat *n* [gəʊt]
good *adj* [gʊd]
Good morning! ['gʊd 'mɔ:nɪŋ]
grandad *n* ['grændæd]
granny *n* ['græni]
grape *n* [greɪp]
grass *n* [grɑ:s]
grasshopper *n* ['grɑ:s,hɒpə]
great *adj* [greɪt]
green *adj* [gri:n]
grey *adj* [greɪ]
group *n* [gru:p]
gym *n* [dʒɪm]

sovitgich
do'st
do'stona, xavfsiz
qurbaqa
meva
xursandchilik
kulgili, qiziq

o'yin
bog'
gel
kiyinmoq
o'rnidan turmoq
qiz bola
bermoq
bormoq, yurmoq
to'g'riga yurmoq
maktabga bormoq
maktabga avtobusda bormoq
maktabga piyoda bormoq
echki
yaxshi
Xayrli tong!
bobo
buvi, momo
uzum
o't, maysa
chigirtka
buyuk, ulug', zo'r
yashil
kulrang
guruh
gimnastika (sport) zali

H h

hair *n* [heə]
hand *n* [hænd]
happy *adj* [ˈhæpi]
hat *n* [hæt]
have *v* [hæv]
have breakfast *v*
[ˈhæv ˈbrekfəst]
have lunch *v* [ˈhæv ˈlʌntʃ]
he *pron* [hi:]
He's not at home now.
head *n* [hed]
healthy *n* [ˈhelθi]
helicopter *n* [ˈhelɪkɒptə]
hello [həˈləʊ]
hen *n* [hen]
her *pron* [hɜ:]
Her name is ...
hero *n* [ˈherəʊ]
hi [haɪ]
hippo *n* [ˈhɪpəʊ]
his *pron* [hɪz]
His name is ...
hobby *n* [ˈhɒbi]
hockey *n* [ˈhɒki]
play hockey
holiday *n* [ˈhɒlɪdeɪ]
hop *v* [hɒp]
hopscotch *n* [ˈhɒpskɒtʃ]
horse *n* [hɔ:s]
hot *adj* [hɒt]
hot dog *n* [ˈhɒtdɒg]
house *n* [haʊs]
housewife *n* [ˈhaʊswaɪf]
How old are you?
humming bird *n* [ˈhʌmɪŋbɜ:d]
hungry *adj* [ˈhʌŋɡri]

soch
qo'l
baxtli, xursand
shlapa
ega bo'lmoq, bor bo'lmoq
nonushta qilmoq
tushlik qilmoq
u (o'g'il bolalar uchun
ishlatiladi)
U hozir uyda emas.
bosh, kalla
sog'lom, foydali
vertolyot
salom
tovuq
uning (qiz bolalarga nisbatan)
Uning ismi ...
qahramon
salom
gippopotam, begemot
uning (o'g'il bolalarga nisbatan)
Uning ismi ...
hobbi, sevimli mashg'ulot
xokkey
xokkey o'ynamoq
1) bayram; 2) ta'til
sakramoq
sopolak, chertak
ot
issiq
xot-dog
uy
uy bekasi
Necha yoshdasiz?
kolibri
och, ochiqqan, qorni och

hyena *n* [haɪ'i:nə]
hygiene *n* ['haɪdʒi:n]

I i

I *pron* [aɪ]
I like ... ['aɪ 'laɪk]
I like doing ...
I have [aɪ 'hæv]
in *prep* [ɪn]

in the afternoon
in the evening
in the morning
Independence Day *n*
[ˈɪndɪpendəns deɪ]
India *n* [ɪndiə]
insect *n* ['ɪnsɛkt]
interesting *adj* [ˈɪntrɪstɪŋ]
interview *n* [ˈɪntəvjuː]
is *v* [ɪz]
it *pron* [ɪt]
It's time to ...
It's two o'clock.
It's two thirty.

J j

jam *n* [dʒæm]
January *n* ['dʒænjuəri]
Japan *n* [dʒə'pæn]
jeans *n* [dʒi:nz]
July *n* [dʒu'laɪ]
jump *v* [dʒʌmp]
jump a rope *v* ['dʒʌmp ə'rəʊp]
jumping *n* ['dʒʌmpɪŋ]
June *n* [dʒu:n]
jungle *n* ['dʒʌŋgl]

sirtlon, yoldor bo'ri
gigiyena

men
Men ...ni yoqtiraman.
Men ... qilishni yoqtiraman.
menda bor, men egaman
1) ichida (joyga nisbatan);
2) ...da (paytga nisbatan)
tushda
kechqurun, oqshomda
ertalab, ertalabki paytda
Mustaqillik kuni

Hindiston
hasharot
qiziqarli, qiziq
intervyu
bo'lmoq (3-shaxs birlik uchun)
u (3-shaxs birlik uchun)
(biror narsa qilish) vaqti bo'ldi.
Soat ikki bo'ldi.
Soat ikki yarim bo'ldi.

murabbo
yanvar
Yaponiya
jinsi
iyul
sakramoq
arqon (arg'amchi) sakramoq
sakrash
iyun
chakalakzor, changalzor, qalin
o'rmon

K kkangaroo *n* ['kæŋgə'ru:]kitchen *n* ['kɪtʃɪn]kite *n* [kaɪt]Korea *n* [kə'riə]**L l**ladybird *n* ['leɪdɪbɜ:d]late *adv* [leɪt]lazy *adj* ['leɪzi]leaf *n* [li:f]left *adj* [left]on the left *prep* [ɒnðə'left]leg *n* [leg]lemon *n* ['lemən]leopard *n* ['lepəd]lesson *n* [lesn]

Let's ... [lets]

letter *n* ['letə]library *n* ['laɪbrəri]lion *n* [laɪən]listen *v* [lɪsn]little *adj* [lɪtl]Little Red Riding Hood
['lɪtl 'red 'raɪdɪŋ 'hʊd]live *v* [li:v]living room *n* ['lɪvɪŋrʊm]long *adj* [lɒŋ]look *v* [lʊk]a lot of *adv* [ə'lɒtəv]**M m**make *v* [meɪk]mandrill *n* ['mændrɪl]March *n* [mɑ:tʃ]

kenguru

oshxona (uydagi xona)

varrak

Koreya

xonqizi

kech, kech qolgan

yalqov, dangasa, ishyoqmas

barg

chap

chap tomonda

oyoq

limon

qoplon

dars

Kelinglar ...

1) xat; 2) harf

kutubxona

sher, arslon

tinglamoq

kichkina

Qizil shapkacha

yashamoq

mehmonxona (uydagi xona)

uzoq, uzun

qaramoq

ko'p

qilmoq, yasamoq

mandril (maymun turi)

mart

match <i>v</i> [mætʃ]	mos keltirmoq, mos keladiganini tanlamoq
maths <i>n</i> [mæθs]	matematika
May <i>n</i> [meɪ]	may
meat <i>n</i> [mi:t]	go'sht
meet <i>v</i> [mi:t]	uchrashmoq
melon <i>n</i> ['melən]	qovun
Mexico <i>n</i> ['meksɪkəʊ]	Meksika
mime <i>v</i> [maɪm]	imo-ishora bilan ifodalamoq
minivan <i>n</i> ['mɪnɪvæn]	marshrutka
mirror <i>n</i> ['mɪrə]	ko'zgu, oyna
mobile phone <i>n</i> ['məʊbaɪlfəʊn]	uyali telefon
Monday <i>n</i> ['mʌndɪ]	dushanba
money <i>n</i> ['mʌni]	pul
monkey <i>n</i> ['mʌŋki]	maymun
month <i>n</i> [mʌnθ]	oy
morning <i>n</i> ['mɔ:nɪŋ]	tong
mosquito <i>n</i> [mə'ski:təʊ]	chivin
mother <i>n</i> ['mʌðə]	ona
mother tongue <i>n</i> ['mʌðə 'tʌŋ]	ona tili
motorbike <i>n</i> ['məʊtəbaɪk]	moped
mountain <i>n</i> ['maʊntɪn]	tog'
mouse <i>n</i> [maʊs]	sichqon
mouth <i>n</i> [maʊθ]	og'iz
Mr <i>n</i> ['mɪstə]	janob
Mrs <i>n</i> ['mɪsɪz]	xonim
mulberry <i>n</i> ['mʌlbəri]	tut
mum <i>n</i> [mʌm]	oyi
music <i>n</i> ['mju:zɪk]	musiq
my <i>pron</i> [maɪ]	mening
My name is ...	Mening ismim ...
N n	
name <i>n</i> [neɪm]	ism, nom
Navruz [nʌv'ru:z]	Navro'z bayrami
never <i>adv</i> ['nevə]	hech qachon
new <i>adj</i> [nju:]	yangi

New Year's Day
next to *prep* ['nekst tə]
nine *num* [naɪn]
nineteen *num* [ˈnaɪnˈtiːn]
no *int* [nəʊ]
No, I don't.
No, sorry.
nose *n* [nəʊz]
November *n* [nəʊvembə]
now *adv* [naʊ]
number *n* ['nʌmbə]

O o

October *n* [ɒkˈtəʊbə]
often *adv* [ˈɒf(t)ən]
old *adj* [əʊld]
on *prep* [ɒn]

one *num* [wʌn]
onion *n* [ˈʌnjən]
opposite *prep* [ˈɒpəzɪt]
orange *n, adj* [ˈɒrɪndʒ]
ostrich *n* [ˈɒstrɪtʃ]
our *adj* [aʊə]

P p

pair *n* [peə]
parade *n* [pə'reɪd]
PE *n* ['pi: i:]
peach *n* ['pi:tʃ]
peacock *n* ['pi:kɒk]
pear *n* [peə]
pen *n* [pen]
pencil *n* ['pensl]
pencil case *n* ['penslkeɪs]
penguin *n* ['peŋɡwɪn]
pepper *n* ['pepə]
photo *n* ['fəʊtəʊ]

Yangi yil kuni
...ning yonida
to'qqiz
o'n to'qqiz
yo'q
Yo'q.
Kechirasiz, yo'q.
burun
noyabr
hozir
nomer, raqam

oktabr
tez-tez
1) eski; 2) yoshi katta, qari
1) ustida (joyga nisbatan);
2) ...da (paytga nisbatan)
bir
piyoz
qarshisida, ro'parasida
1) apelsin; 2) olovrang
tuyaqush
bizning

juft
parad, namoyish
jismoniy tarbiya (dars)
shaftoli
tovus
nok
ruchka
qalam
qalamdon
pingvin
qalampir, garmdori
fotosurat

picture <i>n</i> ['pɪktʃə]	rasm, surat
pillow <i>n</i> ['pɪləʊ]	yostiq(cha), bolish(cha)
pilot <i>n</i> ['paɪlət]	uchuvchi
pink <i>adj</i> [pɪŋk]	pushti rang
plane <i>n</i> [pleɪn]	samolyot
plant <i>n, v</i> [plɑ:nt]	1) o'simlik; 2) ekmoq
play <i>v, n</i> [pleɪ]	1) o'ynamoq; 2) o'yin
playground <i>n</i> ['pleɪgraʊnd]	o'yin (sport) maydoni
play hopscotch/games	sopolak/o'yinlar o'ynamoq
play tag <i>v</i> [pleɪ 'tæg]	quvlashmachoq o'ynamoq
please <i>interj</i> [pli:z]	iltimos
plum <i>n</i> [plʌm]	olxo'ri
plus <i>n</i> [plʌs]	qo'shuv, plus
poem <i>n</i> [pəʊɪm]	she'r
point <i>v</i> [pɔɪnt]	ko'rsatmoq
pour <i>v</i> [pɔ:]	quymoq, yog'moq (yomg'ir haqida)
present <i>n</i> ['preznt]	sovg'a
pumpkin <i>n</i> ['pʌmpkɪn]	oshqovoq
pupil <i>n</i> ['pju:pl]	o'quvchi
purple <i>adj</i> ['pɜ:pl]	binafsharang, siyohrang
Q q	
queen <i>n</i> ['kwi:n]	qirolicha
question <i>n</i> ['kwestʃən]	savol
R r	
rainbow <i>n</i> ['reɪnbəʊ]	kamalak
rainy <i>adj</i> ['reɪni]	yomg'irli, seryomg'ir
read <i>v</i> [ri:d]	o'qimoq
reading <i>n</i> ['ri:dɪŋ]	o'qish
red <i>adj</i> [red]	qizil
repeat <i>v</i> [ri'pi:t]	qaytarmoq, takrorlamoq
report <i>v</i> [ri'pɔ:t]	axborot (hisobot) bermoq
revision <i>n</i> [ri'vɪʒən]	qaytarish, takrorlash
right <i>adj</i> [raɪt]	1) to'g'ri; 2) o'ng
on the right <i>prep</i> [ɒnðə'raɪt]	o'ng tomonda

river *n* ['rɪvə]
robot *n* ['rəʊbɒt]
rooster *n* ['ruːstə]
rose *n* [rəʊz]
rucksack *n* ['rʌksæk]
rug *n* [rʌg]
ruler *n* ['ruːlə]
run *v* [rʌn]
Russian *adj* ['rʌʃn]

S s

sad *adj* [sæd]
Saturday *n* ['sætədi]
say *v* [seɪ]
school *n* [sku:l]
school things ['sku:l 'θɪŋz]
second *num* ['sekənd]
secretary *n* ['sekrətəri]
see *v* [siː]
see-saw *n* ['si:'sɔː]
play see-saw
sentence *n* ['sentəns]
September *n* [sep'tembə]
seven *num* ['sevn]
seventeen *num* ['sevn'ti:n]
shampoo *n* [ʃæm'puː]
sharpener *n* [ʃɑːpnə]
she *pron* [ʃiː]
sheep *n* [ʃi:p]
shine *v* [ʃaɪn]
shirt *n* [ʃɜ:t]
short *adj* [ʃɔ:t]
shorts *n* [ʃɔ:ts]
shoulder *n* [ʃəʊldə]
sing *v* [sɪŋ]
sister *n* ['sɪstə]
sit *v* [sɪt]

daryo
robot
xo'roz
atirgul
rukzak, sayohat xaltasi
gilam(cha)
chizg'ich
yugurmoq
1) ruscha; 2) rus tili

g'amgin, xafa
shanba
demoq, aytmoq
maktab
o'quv qurollari
ikkinchi
kotib, kotiba
ko'rmoq
innana
innanada uchmoq
gap
sentabr
yetti
o'n yetti
shampun
qalam ochqich
u (qiz bolalar uchun ishlatiladi)
qo'y
charaqlamoq (quyosh haqida)
ko'ylak
kalta
shortik, kalta shim
yelka
kuylamoq, qo'shiq aytmoq
opa, singil
o'tirmoq

sit down <i>v</i> ['sit 'daʊn]	o'tirmoq
six <i>num</i> [sɪks]	olti
sixteen <i>num</i> ['sɪks'ti:n]	o'n olti
skate <i>v</i> ['skeɪt]	konkida uchmoq
ski <i>v</i> ['ski]	chang'ida uchmoq
skirt <i>n</i> [skɜ:t]	yubka
slow <i>adj</i> [sləʊ]	sekin, sust
small <i>adj</i> [smɔ:l]	kichkina
snowman <i>n</i> ['snəʊmən]	qor odam
snowstorm <i>n</i> ['snəʊstɔ:m]	qorbo'ron, izg'irin
soap <i>n</i> [səʊp]	sovun
sometimes <i>adv</i> ['sʌmtaɪmz]	ba'zida, ba'zan
song <i>n</i> [sɒŋ]	qo'shiq
sorry <i>v</i> ['sɒri]	kechiring, kechirasiz
Sorry, you've got the wrong number.	Kechirasiz, noto'g'ri raqam terdingiz.
sparrow <i>n</i> ['spærəʊ]	chumchuq
speak <i>v</i> [spi:k]	gapirmoq
special <i>adj</i> ['speʃl]	maxsus
spider <i>n</i> ['spaɪdə]	o'rgimchak
spider monkey <i>n</i> [spaɪdə'mʌŋki]	o'rgimchaksimon maymun
sport <i>n</i> [spɔ:t]	sport
spot <i>n</i> [spɒt]	dog', qashqa
spring <i>n</i> ['sprɪŋ]	bahor
stand up <i>v</i> ['stænd 'ʌp]	turmoq
start <i>v, n</i> [stɑ:t]	1) boshlamoq; 2) boshlanish
stone <i>n</i> [stəʊn]	tosh
stop <i>v</i> [stɒp]	to'xtamoq
story <i>n</i> ['stɔ:ri]	hikoya
strawberry <i>n</i> ['strɔ:bəri]	qulupnay
stripe <i>n</i> [straɪp]	yo'l-yo'l chiziq, taram-taram yo'l
strong <i>adj</i> [strɒŋ]	kuchli
summer <i>n</i> ['sʌmə]	yoz
Sunday <i>n</i> ['sʌndi]	yakshanba
sunflower <i>n</i> ['sʌn,flaʊə]	kungaboqar

sunglasses *n* ['sʌŋglɑ:sɪs]

sunny *adj* ['sʌni]

swallow *n* ['swɒləʊ]

sweet *n* [swi:t]

swim *v* [swim]

T t

table *n* [teɪbl]

taekwondo *n* ['taɪkwɒndəʊ]

tail *n* [teɪl]

talk *n, v* [tɔ:k]

talk on the phone

tall *adj* [tɔ:l]

tasty *adj* ['teɪsti]

taxi *n* ['tæksi]

teacher *n* ['ti:tʃə]

Teachers' Day *n* ['ti:tʃəz 'deɪ]

team *n* [ti:m]

teddy bear *n* ['tedi' beə]

teeth *n* [ti:θ]

telephone *n* ['telɪfəʊn]

ten *num* [ten]

tennis *n* ['tenɪs]

Thank you. ['θæŋkjʊ:]

that *adj* [ðæt]

the [ðə, ði:, ði]

there is/are [ðerɪz/ðerɑ:]

these *pron* [ði:z]

thing *n* [θɪŋ]

third *num* [θɜ:d]

thirteen *num* ['θɜ:ti:n]

thirty *num* ['θɜ:ti]

thirty-one *num* ['θɜ:ti 'wʌn]

this *pron* [ðɪs]

those *pron* [ðəʊz]

three *num* [θri:]

quyosh nuridan saqlaydigan
ko'zoynak, qora ko'zoynak

quyoshli, serquyosh

qaldirg'och

shirinlik

cho'milmoq, suzmoq

1) stol; 2) jadval

taekvando (sport turi)

dum

1) suhbat; 2) suhbatlashmoq

telefonda gaplashmoq

novcha, bo'yi uzun, baland

mazali, lazzatli

taksi

o'qituvchi

O'qituvchilar kuni

jamo'a, komanda

o'yinchoq ayiq

tishlar

telefon

o'n

tennis

Rahmat (sizga).

u, o'sha, anavi

aniq artikl

(biror joyda) ... bor

bular (yaqindagi narsalarga
nisbatan)

narsa, buyum

uchinchi

o'n uch

o'ttiz

o'ttiz bir

bu, shu

anavilar (uzoqdagi narsalarga
nisbatan)

uch

thunderstorm <i>n</i> [ˈθʌndəstɔ:m]	momaqaldiroq
Thursday <i>n</i> [ˈθɜ:zdi]	payshanba
ticket <i>n</i> [ˈtɪkɪt]	chipta, bilet
tiger <i>n</i> [ˈtaɪgə]	yoʻlbars
tights <i>n</i> [ˈtaɪts]	kolgotka
time <i>n</i> [taɪm]	vaqt
tired <i>adj</i> [taɪd]	charchagan
to <i>prep</i> [tu, tə, tu:]	-ga
toe <i>n</i> [təʊ]	oyoq barmogʻi
toilet <i>n</i> [ˈtɔɪlət]	1) hojatxona; 2) unitaz
tomato <i>n</i> [təˈmɑ:təʊ]	pomidor
tooth <i>n</i> [tu:θ]	tish
tooth brush <i>n</i> [ˈtu:θbrʌʃ]	tish choʻtkasi
tooth paste <i>n</i> [ˈtu:θpeɪst]	tish pastasi
touch <i>n</i> [tʌtʃ]	(qoʻl bilan) tegmoq
tourist <i>n</i> [ˈtʊərɪst]	sayyoh, turist
toy <i>n</i> [tɔɪ]	oʻyinchoq
tractor <i>n</i> [ˈtræktə]	traktor
traditional <i>adj</i> [trəˈdɪʃnəl]	anʻanaviy
train <i>n</i> [treɪn]	poyezd
trainers <i>n</i> [ˈtreɪnəz]	krossovka
transport <i>n</i> [ˈtrænsɜ:pɔ:t]	transport
tree <i>n</i> [tri:]	daraxt
trousers <i>n</i> [ˈtraʊzəz]	shim
T-shirt <i>n</i> [ˈti:ʃɜ:t]	futbolka
Tuesday <i>n</i> [ˈtju:zdi]	seshanba
tulip <i>n</i> [ˈtju:lɪp]	lola
turn left <i>v</i> [ˈtɜ:n ˈleft]	chapgga burilmoq
turn right <i>v</i> [ˈtɜ:n ˈraɪt]	oʻngga burilmoq
twelve <i>num</i> [twelv]	oʻn ikki
twenty <i>num</i> [ˈtwenti]	yigirma
twenty-one <i>num</i> [ˈtwenti ˈwʌn]	yigirma bir
two <i>num</i> [tu:]	ikki
U u	
uncle <i>n</i> [ˈʌŋkl]	togʻa, amaki
under <i>prep</i> [ˈʌndə]	ostida, tagida

unhealthy *n* [ʌn'heɪlθi]
unit *n* [ju:nɪt]
usually *adv* ['ju:ʒʊəli]
Uzbek *n* ['ʊzbek]
Uzbekistan *n* ['ʊzbekɪ'stɑ:n]

V v

vase *n* [vɑ:z]
very *adv* ['veri]
volleyball *n* ['vɒlibɔ:l]

W w

wall *n* [wɔ:l]
want *v* [wɒnt]
wash *v* [wɒʃ]
watch TV ['wɒtʃ'ti:'vi:]
watermelon *n* ['wɔ:təmelən]
we *pron* ['wi:]
Wednesday *n* ['wenzdɪ]
well *adv* ['wel]
what *pron* [wɒt]
What's your telephone / mobile
phone number?
when *pron* [wen]
When's he/she at home?
where *pron* [weə]
white *adj* [waɪt]
who *pron* [hu:]
willow *n* ['wɪləʊ]
wind *n* [wɪnd]
window *n* ['wɪndəʊ]
windstorm *n* ['wɪndstɔ:m]
wish *n, v* [wɪʃ]
with *prep* [wɪð]
wolf *n* [wʊlf]
word *n* [wɜ:d]
wordlist *n* ['wɜ:dɪlɪst]

nosog'lom, zararli
bo'lim
odatda
o'zbek; o'zbek tili
O'zbekiston

vaza, guldon
juda
voleybol

devor
xohlamoq
yuvmoq
televizor ko'rmoq
tarvuz
biz
chorshanba
yaxshi
nima; qanday
Telefon/Uyali telefon
raqamingiz qanday?
qachon
U qachon uyda bo'ladi?
qayerda, qayerga
oq
kim, qaysi
tol
shamol
deraza
kuchli shamol, bo'ron
1) tilak; 2) tilamoq
bilan
bo'ri
so'z
lug'at

write *v* [raɪt]
wrong *adj* [rɒŋ]

Y y

yellow *adj* ['jeləʊ]
yes *interj* [jes]
you *pron* [ju:, jə]
young *adj* [jʌŋ]
your *pron* [jɔ:]

Z z

zebra *n* ['zi:brə]
zoo *n* [zu:]

yozmoq
noto'g'ri

sariq rang
ha
sen, siz
yosh
sening, sizning

zebra
hayvonot bog'i

K 40 **Kids' English:** o'quv nashri. 3-sinf. S.Xan [va boshq.]. — Toshkent: «O'zbekiston», 2017. — 120-b.

ISBN 978-9943-28-223-0

UO•K: 811.111(075)
KBK 81.2Ingl

O'quv nashri

Svetlana Xan, Lutfullo Jo'rayev, Klara Inogamova

Kids' English

Qayta ishlangan ikkinchi nashr

Umumiy o'rta ta'lim maktablarining 3-sinf uchun darslik

Rassomlar: *A. Chaplenko, V. Khalilova, Yu. Gabzalilov*

Dizayner *D. Mulla-Oxunov*
Badiiy muharrir *Sh. Xodjayev*
Muharrirlar: *K. Inogamova, A. Ziyadov*
Texnik muharrir *T. Xaritonova*
Musahhah *M. Ishonxonova*
Kichik muharrir *D. Xolmatova*
Kompyuterda sahifalovchi *A. Sulaymonov*

Nashriyot litsenziyasi AI № 158, 14.08.2009.

Bosishga 2017-yil 12-aprelda ruxsat etildi. Qog'oz formati 60x90¹/₈. Ofset qog'oz. «Virtec PragmaticaUz» garniturada ofset usulida bosildi. Kegli 14, 12. Shartli bosma tabog'i 15,0. Nashr tabog'i 19,0.

Adadi 518 535 nusxa. Buyurtma № 17-216.

O'zbekiston Matbuot va axborot agentligining «O'zbekiston» nashriyot-matbaa ijodiy uyi.
100011, Toshkent, Navoiy ko'chasi, 30.

Telefon: (371) 244-87-55, 244-87-20.

Faks: (371) 244-37-81, 244-38-10.

e-mail: uzbekistan@iptd-uzbekistan.uz

www.iptd-uzbekistan.uz

Darslik holatini ko'rsatuvchi jadval

№	O'quvchining ismi, familiyasi	O'quv yili	Darslikning olingandagi holati	Sinf rahbarining imzosi	Darslikning topshirilgandagi holati	Sinf rahbarining imzosi
1.						
2.						
3.						
4.						
5.						
6.						

Darslik ijaraga berilib, o'quv yili yakunida qaytarib olinganda yuqoridagi jadval sinf rahbari tomonidan quyidagi baholash mezonlariga asosan to'ldiriladi:

Yangi	Darslikning birinchi marotaba foydalanishga berilgandagi holati.
Yaxshi	Muqova butun, darslikning asosiy qismidan ajralmagan. Barcha varaqlari mavjud, yirtilmagan, ko'chmagan, betlarida yozuv va chiziqlar yo'q.
Qoniqarli	Muqova ezilgan, birmuncha chizilib chetlari yedirilgan, darslikning asosiy qismidan ajralish holati bor, foydalanuvchi tomonidan qoniqarli ta'mirlangan. Ko'chgan varaqlari qayta ta'mirlangan, ayrim betlarga chizilgan.
Qoniqarsiz	Muqova chizilgan, yirtilgan, asosiy qismidan ajralgan yoki butunlay yo'q, qoniqarsiz ta'mirlangan. Betlari yirtilgan, varaqlari yetishmaydi, chizib, bo'yab tashlangan. Darslikni tiklab bo'lmaydi.