

Kids' English

1

Ózbekistan Respublikası Xalıq bilimlendiriw ministrligi
tárepinen tastıyqlanǵan

Qayta islengen altınshı basılım



TASHKENT
«O'ZBEKISTON»
2018

UOK: 811.111(075)
+ 811.111(072)
KBK 81.2Ingl
K 40

**Avtorlar: M. Irisqulov, S. Xan, L. Kamalova, L. Jurayev,
K. Inogamova, N. Hakimxodjayev, O. Kartavsova,
D. Yusupova, M. Qayumova**

Avtorlar bul oqiw-metodikaliq toplanıń jaratılıwında kórsetken qalıs járdemleri hám bergen bahalı másláhátleri ushın Britaniya Keńesi direktorı S. Maknaltige hám de RBO shet tiller bólimi inglís tili metodistlerine óz minnetdarshılıqların bildiredi.

Oqiw-metodikaliq toplanı sınawdan ótkeriwde qatnasqan respublikamızdın barlıq mektep muǵallimlerine hám oqıwshılarına hám de bul toplan boyınsha 1-klass muǵallimlerin tayarlawda qatnasqan trenerlerge, sonday-aq, Ullı Britaniya Norvidj til úyretiw institutı akademik direktorı Rod Bolaytoǵa, IATEFL wákili Les Kirkxemge, Britaniya Keńesi joybar bas menedjeri Natalya Sarikovaǵa hám de basqa pikir bildiriwshilerge óz aldına minnetdarshılıq bildiredi.

Bul oqiw-metodikaliq toplan 1-klass oqıwshılarına muǵallım hám ata-analar keyninen teksti tákirarlaw, oýınlardı qollanıw hám súwretlerdi boyaw járdeminde inglís tilin oqıtıwǵa arnalǵan. Bul toplan oqıw hám jazıwdı úyretiwde názerde tutpaydı.

Respublika maqsetli kitap qorı qarjıları esabınan basıp shıǵarıldı.

K 40 Kids' English: oqıwlıq basılıw. Class 1/A. Irisqulov [hám basqalar]. – Tashkent: «O'zbekiston», 2017. – 104 b.
1. Irisqulov A.

ISBN 978-9943-01-960-7 (arnawlı basılıw)
ISBN 978-9943-01-781-8

**UOK: 811.111(075)
+ 811.111(072)
BBK 81.2Ingl**

O'quv nashri

Muhamadavas Irisqulov, Svetlana Xan, Lyudmila Kamalova, Lutfullo Jo'rayev, Klara Inogamova, Nodir Hakimxodjayev, Olga Kartavsova, Dilrabo Yusupova, Munavvar Qayumova

Kids' English 1

Qayta ishlangan oltinchi nashr

Umumiy o'rtta tálim maktablarining 1-sinfi uchun darslik

Xudojnikler: *I. Xolxo'jayev, F. Iskandarov, R. Zufarov, S. Abdumo'minova, V. Xalilova, G. Shoabdurahimova, M. Vorobyova;*

Qaraqalpaq tilinde

Awdarmashi: Z. Oserbaeva

Kórk. redaktor: Sh. Xujayev

Redaktorlar: R. Palwanıyazova, K. Inogamova, A. Ziyadov

Tex. redaktorlar: T. Xaritonova, B. Turımbetov

Korrektor: S. Salohutdinova

Operatorlar: A. Sulaymonov, A. Begdullaeva

Baspa licenziyası AI № 158, 14.08.2009.

Basıwǵa ruqsat etilgen waqtı 17. 04. 2018-jil. Formatı 60x90^{1/8}.

Ofset qaǵazı. «Pragmatika KRKP» garniturasında ofset usılında basıldı. Shártli baspa tabaq 15,36.

Esap baspa tabaq 19,20. Nusqası 13121 dana. Buyırtpa № .

«Bilim» baspası, 230103. Nókis qalası. Qaraqalpaqstan, 9

Ózbekistan Baspasóz hám xabar agentliginiń

«O'zbekiston» baspa-poligrafıyalıq dóretiwshilik úyi.

100129, Tashkent, Nawayı kóshesi, 30.

Telefon: (371) 244-87-55, 244-87-20. Faks: (371) 244-37-81, 244-38-10.

e-mail: uzbekistan@iptd-uzbekistan.uz, www.iptd-uzbekistan.uz

ISBN 978-9943-01-960-7 (arnawlı basılıw)
ISBN 978-9943-01-781-8

© M. Irisqulov hám basqalar, 2017
© «O'ZBEKISTON» BPDÚ, 2018
Qaraqalpaqshaǵa awdarma
© «Bilim» baspası, 2018

Áziz muğallimler hám ata-analar!

Kids' English oqıw-metodikalıq toplamı siziń itibarınızǵa usınılmaqta!

Bul oqıw-metodikalıq toplam Ózbekstan Respublikası birinshi Prezidentiniń 2012-jil 10-dekabrdegi «Shet tillerin úyreniw sistemasın jáne de jetilistiriw is-ilajları haqqında»ǵı PQ-1875-sanlı qararında belgilengen talaplar hám wazıypalardan kelip shıqqan halda oqıwshılardıń álipbeni úyretpey turıp inglis tilin úyretiw eń zamanagóy, eń aldınǵı pedagogikalıq texnologiyalar hám de metodlar principi tiykarında jaratıldı. Usı orında húkimetimiz tárepinen alǵa ilgerilep atırǵan, álipbeni úyretpegen halda inglis tilin pútin bir kurs dawamında úyretiw usılı jáhán ámeliyatında burın kórilmegeń jańa bir usıl ekenligin ayrıqsha bildirip ótiwimiz ornlı.

Oqıw-metodikalıq toplam Sabaqlıq, Multimedia qosımshası hám de Muğallım ushın metodikalıq qollanbalardan ibarat bolıp, olar bir pútin halda 1-klasqa endi ǵana qádem qoyǵan kishkene balajandardıń inglis tilinde dáslepki sabaq alıwlarına úlken járdem beretuǵın kóp ǵana qızıqlı hám ájayıp shınıǵıwlar, oýınlar, qosıqlar hám taǵı basqalardı óz ishine alǵan. Olardı balajandardıń maqsetke muwapıq túrde jetkerip beriwde, álbette, siz áziz ustazlar hám húrmetli ata-analardıń úlesi kóp.

Perzentlerimiz inglis tili dúnyasına qızıqlı sayaxattı baslamaqta. Bul sayaxat qızıqlı, túsinikli hám áwmetli bolıwı ushın olardıń sızǵa járdemińiz kerek boladı. Hár bir sabaqtan keyin ótilgen sabaqlardı bekkemlew ushın úyge tapsırmalar beriledi. Perzentińizge sabaqta ótilgen temalardı orınlawına hám este saqlawına járdem beriń. Eger ol ótilgen temadaǵı sózlerdi hám gáplerdi esley almasa, qáweterge túspeń. Olardı keyingi ret aytıp beriwı múmkin. Barlıq sózler hám gápler keyingi sabaqta tákirarlanadı hám perzentińiz waqıttıń ótiwi menen olardı eslep qaladı. Eń tiykarǵısı, bunıń ushın hám memizge talapshańlıq hám sabır-taqat kerek boladı.

1-klass dawamında oqıw hám jazıwsız inglis tilin úyretiw usılı elimiz, qalaberse, pútkil dúnya til oqıtıw tariyxında jańalıq bolǵanlıǵı sebepli, onda ayırım kemshiliklerdiń bolıwı tábiyiy. Sol sebepli oqıw-metodikalıq toplam boyınsha bildiretuǵın pikirlerińiz biz avtorlar ushın áhmiyetli.

Oqıw-metodikalıq toplam balajandardı zeriktirip qoymaydı, kerisinshe, inglis tilin úyreniwge ıqlasın oyatıw menen bir qatarda úlken quwanış ta baǵıshlaydı, degen úmittemiz.

Avtorlar

Shártli belgiler:



— tıńlap túsiniw yamasa video shınıǵıwların orınlaw;



— oýın túrindegi shınıǵıwlardı orınlaw;



— kúshli oqıwshılar yamasa klaslar ushın qosımsha tapsırma;



— oqıwshılardı háreketlendiriwge arnalǵan fizikalıq shınıǵıwlar;




— tiykarınan, úyde súwretlerdi sızıw, boyaw hám t.b.lar ushın arnalǵan tapsırmalar.


Unit 1 Greetings

Lesson 1 Hello. My name's Zumrad.

1  Listen and repeat.



2  Listen and sing.

3a  Look and repeat.



3b Listen and say.

4  Play "Ask and answer".

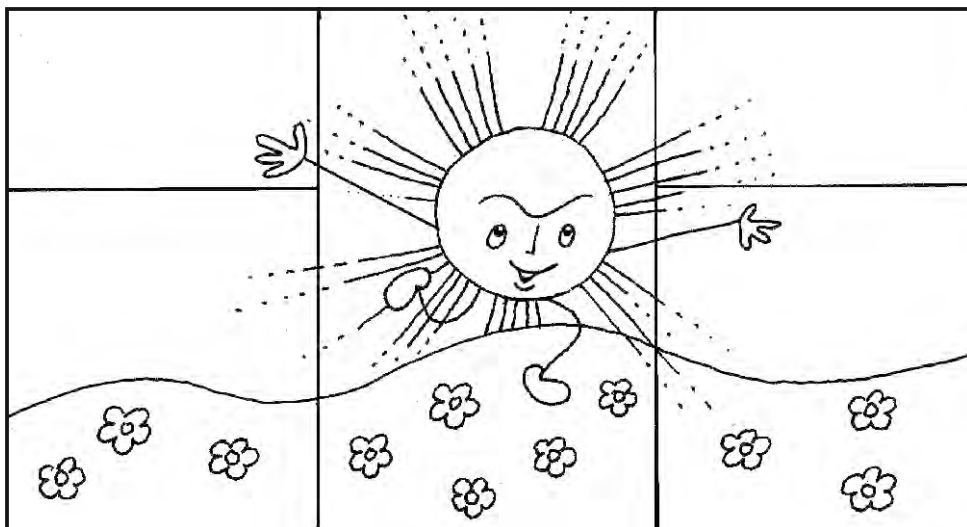
5  Listen and sing.

Unit 1 Greetings


Lesson 1 Hello. My name's Zumrad.

Ata-analar ushın

1-úyge tapsırma: Perzentıńızden tańnıń súwretin boyawdı orınlawın hám «Good morning» (Qayırılı tań) dep aytıwın sorań. Eger perzentıńız bul sálemlesiwdi eslep qalmasa, bunıń zıyanı joq. Bul sálemlesiw tórt sabaq dawamında qosıq qatarında tákirarlanadı hám perzentıńızde onı yadlap alıw ushın jeterli imkaniyat boladı.



2-úyge tapsırma: Perzentıńızdiń óziniń súwretin sızwına járdem beriń. Eger perzentıńız súwret sızwdı unatpasa, ol súwret sızwdıń ornına óziniń fotosúwretin jelimlep qoyıwı múmkin. Perzentıńızge «Sálem. Meniń atım...» (Hello. My name's...) dep inglis tilinde aytwına járdem beriń.



Eskertiw: Súwretler aralasıp ketpewi ushın barlıq úyge berilgen súwretler reńli qálemler menen boyalsa, maqsetke muwapıq boladı.

Unit 1 Greetings

Lesson 2 How are you?

1  Listen and repeat.

2 Listen and repeat.

3  Play "Ask and answer".



4   Watch and do.

5 Listen and repeat.

6  Watch and repeat.



Unit 1 Greetings

Lesson 2 How are you?


Ata-analar ushın

Úyge tapsırma: Perzentińizge súwretti boyawda járdem beriń. Adamlar bir-biri menen sálemleskende hám de hal-awhal sorasqanda qanday gáplerdi paydalanıwın eslerine túsiriwge járdem beriń. «How are you?» (*Qalaysız?/ Awhalıńız jaqsı ma?*) sorawına juwap beriwın sorań. OK. /Good. / Great. / So-so. (*Jaqsı. / Men jaqsıman. /Zor. /Boladı.*) juwapların aytıwına qol háreketlerińiz benen járdem beriń.



How are you?

OK.



Unit 1 Greetings

Lesson 3 Where are you from?

1  Listen and sing.


2  Play “Ask and answer”.

3  Look and do.

4  Look, listen and repeat.

5  Look, listen and guess.

6  Play “Ask and answer”.



7   Play “What’s your name?”


Ata-analar ushin

1-úyge tapsırma: Perzentińizden 6-shınıǵıwdaǵı súwretke qarawdı hám «Where are you from?» (Qayerdenseń?) sorawın hám de «I’m from ...» (Men ... tenmen. / Men ... te jasayman.) juwabın eslewin sorań.

2-úyge tapsırma: 10-bette berilgen.

Unit 1 Greetings

Lesson 4 Let's play!


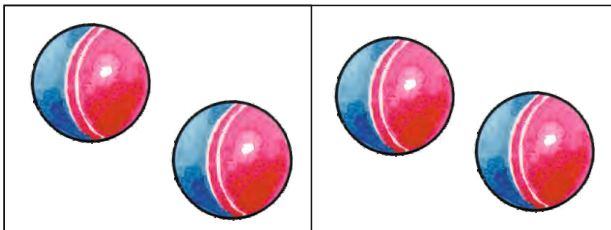

1  Listen and sing.

2  Play "Questions".

3  Play "Interview".

4   Play "Little frog".

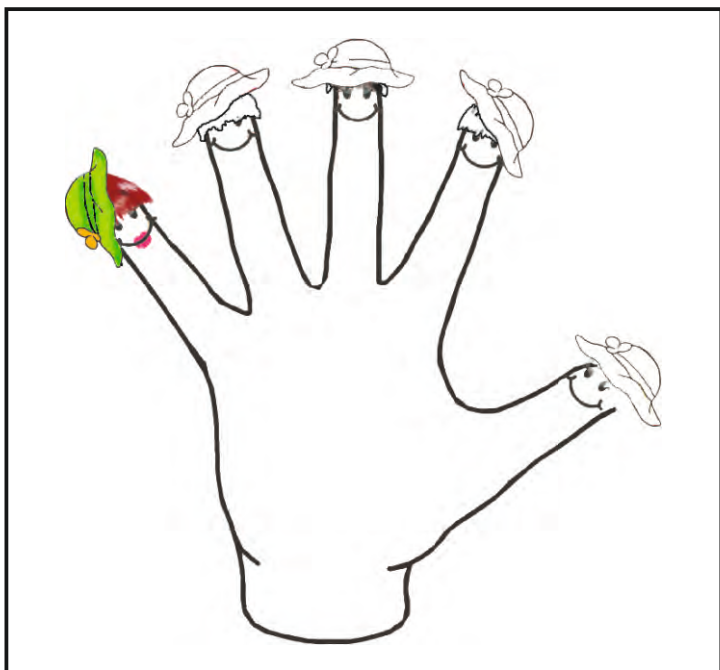
5  Play "Look and count".



6  Play "Guess the number".

Unit 1 Greetings

Lesson 3 Where are you from?



Ata-analar ushin

2-úyge tapsırma: Perzentıńızden súwretti boyawdı, barmaqar ushin atama tabıwdı hám olardıń atınan «*What's your name?*», «*My name's ...* » dep aytıwdı sorań.

Lesson 4 Let's play!

Úyge tapsırma: Perzentıńızge súwrettegi zatlardıń sanın sanawdı hám de cifrlar menen súwretlerdi birlestiriw kerek ekenligin aytrń. «Intervyu» alıw oyını dawamında klasta berilgen sorawlardı eslewge járdem beriń. Bul oyın dawamında bir-birine tómenдеgi sorawlar beriledi.

Soraw: *What's your name? (Seniń atıń kim?)*

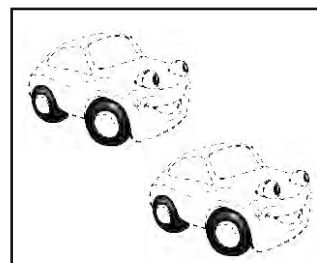
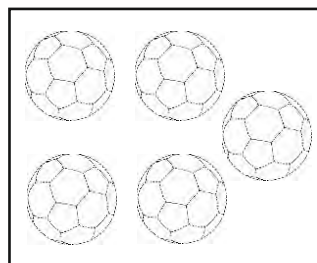

Juwap: *My name's ...*

Soraw: *Where are you from?*

Juwap: *I'm from*

Soraw: *How are you?*

Juwap: *OK / Good / Great / So-so.*



3

1

2

5

Unit 2 I'm in class 1.

Lesson 1 It's a pen.

1



Listen and repeat.

2



Play "Interview".

3

Look, listen and repeat.



4



Look and do.

5



Play "Yes./No."



6



Watch and play.

Unit 2 I'm in class 1.

Lesson 2 How old are you?

1



Listen and repeat.

2

Look and count.

3



Play "Ask and answer".


4



Play "Interview".

5

Look, listen and repeat.



6



Play "Is it a pen?"

7



Play "Ask and answer".

Unit 2 I'm in class 1.

Lesson 3 What's this?

1



Listen and sing.

2



Watch and play "Bingo".



3

Listen and repeat.

4



Look, listen and repeat.

This is a pen.

No, this is a book.

5



Look and play "This is a pen".

6



Play "What's this?"



Unit 2 I'm in class 1.

Lesson 4 Let's play!

1  Listen and sing.

2  Watch and do.



3a  Look, listen and repeat.

3b  Look, listen and play.

4  Play "What's this?"

5   Play "Cross the river".



Ata-analar ushin

Perzentirizge aldın úyrenilgen úsh sabaqtı qayta kórip shıǵıwdı hám 1-tákirarlaw sabaǵına tayarlıq kóriw kerek ekenligin aytırń.


Eskertiw: 1-tákirarlaw sabaǵı muǵallimler ushin metodikalıq qollanbada berilgen.

Unit 2 I'm in class 1.


Lesson 1 It's a pen.

Ata-analar ushın

1-úyge tapsırma: Perzentinızden cifrlardı tártip boyınsha sızıq penen baylanıstırwın sorań (Birinshi eki cifr úlgi ushın kórsetilgen). Olar bul cifrlardı eslep aytwı kerek: 1 — *one*, 2 — *two*, 3 — *three*, 4 — *four*, 5 — *five*.



2-úyge tapsırma: Berilgen súwretlerden oqıw quralların tabıwdı hám olardı boyawdı sorań: *a bag (sumka)*, *a book (kitap)*, *a copybook (dápter)*, *a pen (ruchka)*, *a pencil (qálem)*. Boyaw waqtında bul oqıw quralların inglis tilinde aytwın sorań.




Unit 2 I'm in class 1.

Lesson 2 How old are you?



Ata-analar ushin

1-úyge tapsırma: Súwrettegi tort hám shamlardı boyawdı, sońnan olardı sanaw kerek ekenligin túsindirıń.




2-úyge tapsırma: Bul tapsırmada reńli qálem-lerdi boyaw kerek ekenligin hám olar inglis tilinde — *a crayon* dep aytıwın túsindirıń.

Eskertiw: Perzentlerińizge keyingi sabaqta inglis tilindegi sesler ústinde islewi ushin kishkene ayna berip jiberiń.

Lesson 3 What's this?

Ata-analar ushin

Perzentıńizge súwretke dıqqat penen qaraw kerek ekenligin aytıń. Súwretten oqıw quralların tabıwdı hám olardı inglis tilinde aytıwdı sorań. Máselen: *a copybook (dápter)*, *a pen (ruchka)*, *a ruler (sızgısh)*, *a book (kitap)* hám t.b. Bul oqıw quralların boyaw kerek ekenligin túsindirıń.



Unit 3 My family

Lesson 1 This is my mother.

1



Listen and repeat.

2

Look and listen.



3

Look and say.

4



Look and do.

5




Look, listen and repeat.

6



Look, listen and point.



7



Play "What's your name?"

Unit 3 My family

Lesson 2 I have a sister.

1  Listen and repeat.

2  Play "His name's ...".

3   Watch and do.


4a Look and say.

4b  Watch and repeat.



4c Show and say.



5  Listen and find.

6   Play "Is it pink?"

Unit 3 My family

Lesson 3 My sister is little.

1




Listen and sing.

2



Play "What's her name?"



3

Show and say.

4



Look, listen and repeat.



5



Watch and do.

6



Play "Find the colour".

7



Listen and sing.

Unit 3 My family

Lesson 4 Let's play!

1




Listen and sing.

2




Play "Funny race".



3



Play "My name's Jasur".



4



Sing a song.


Unit 3 My family

Lesson 1 This is my mother.


Ata-analar ushin



Perzentińizge berilgen súwretler negizinde qanday kóriniste bolsa, sonday reńde boyaw kerek ekenligin aytıń. Sonıń ushin perzentińizden quyash, qurbaqa, rozagúl, shóje hám tawıqtıń reńi qanday bolıwı kerek ekenligin sorań. Onı qurbaqa hám shójeniń atınan «*This is my mother*» dep aytıtırıń.



Lesson 2 I have a sister.



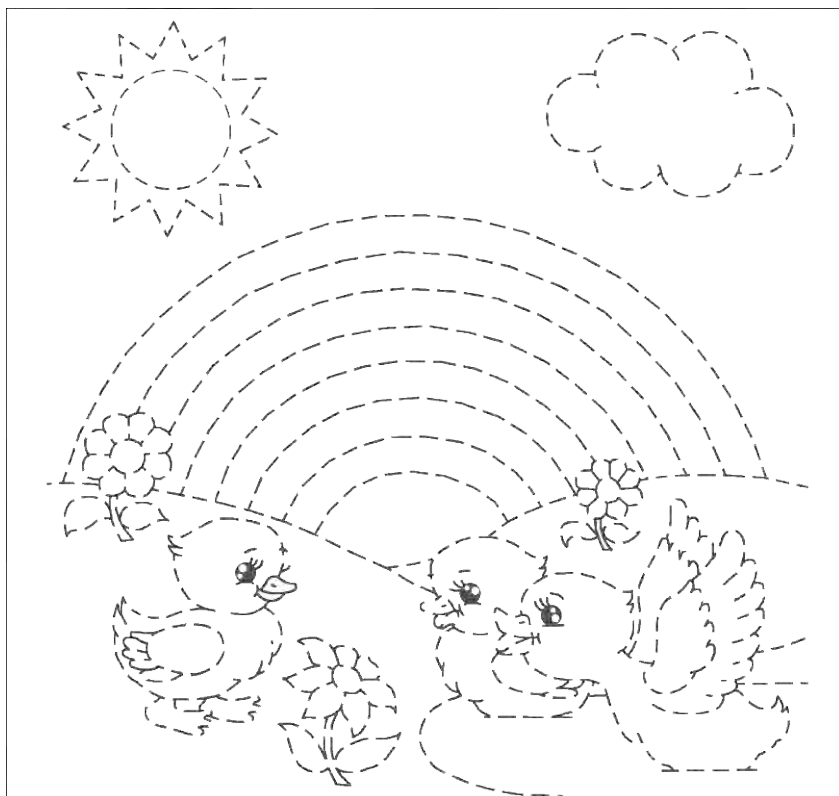
1-úyge tapsırma: Perzentińizden súwretti boyawdı hám aldingı sabaqta qanday reńlerdi úyrengenligin eslewdi sorań (*red, yellow, green, blue, pink*).

2-úyge tapsırma: (Qosımsha tapsırma) Qálewińiz boyınsha oqıwshılar shańaraq aǵzalarıńıń súwretin óz aldına aq qaǵazǵa sızıwı múmkin. Perzentińizden shańaraq haqqında «*This is my father*» qosıǵın qaytalap aytıwın sorań.

This is my mother.
This is my father.
This is my brother tall.
This is my sister.
This is a baby.
How I love them all.

Unit 3 My family

Lesson 3 My sister is little.




Ata-analar ushin

Perzentińizden súwretti boyawdı hám úyrengen reńlerin eslewdi sorań (*red, yellow, green, blue, pink*). Ayqulaq qanday reńde ekenligin sorań hám onı boyawda járdem beriń.

Lesson 4 Let's play!

Ata-analar ushin

Perzentińizden aldınğı sabaqlarda úyrenilgen reńlerdi eslep (*red, yellow, green, blue, pink*), súwretlerdi boyawdı sorań.



Unit 4 My friend

Lesson 1 I'm a boy.

1  Listen and repeat.


2  Play "What's your name?"

3  Look and listen.

4  Look and do.

5 Look, point and say.

6  Look and point.



7  Look and say.

Unit 4 My friend

Lesson 2 I have a friend.

1



Listen and repeat.

2



Play "Ask and answer".




3



Look and say.

4

Look, listen and repeat.



5



Play "Run and take".

Unit 4 My friend

Lesson 3 He's seven.


1



Listen
and sing.

2

Look
and say.



3



Look
and do.

4



Play "Colours".



5a



Look and say.

5b



Play "I have a friend".

Unit 4 My friend

Lesson 4 Let's play!

1



Listen and sing.

2




Look and play "English".



3



Play "Colours".



Ata-analar ushın

Perzentińizge aldınǵı úyrenilgen úsh sabaqtı qayta kórip shıǵıwdı hám tákirlaw sabaǵına tayarlıq kóriw kerek ekenligin aytrı.

Unit 4 My friend

Lesson 1 I'm a boy.



Ata-analar ushın

Perzentińizge aldınǵı sabaqlarda úyrenilgen 7 reńdi eslewdi (*red, yellow, green, blue, pink, black, brown*) hám usı reńlerden paydalanıp súwretlerdi boyaw kerek ekenligin aytıń.

Lesson 2 I have a friend.

Ata-analar ushın

Perzentińizge aldınǵı sabaqlarda úyrenilgen 9 reńdi eslewdi (*red, yellow, green, blue, pink, black, brown, white, purple*) hám usı reńlerden paydalanıp súwretlerdi boyaw kerek ekenligin aytıń.



Unit 4 My friend

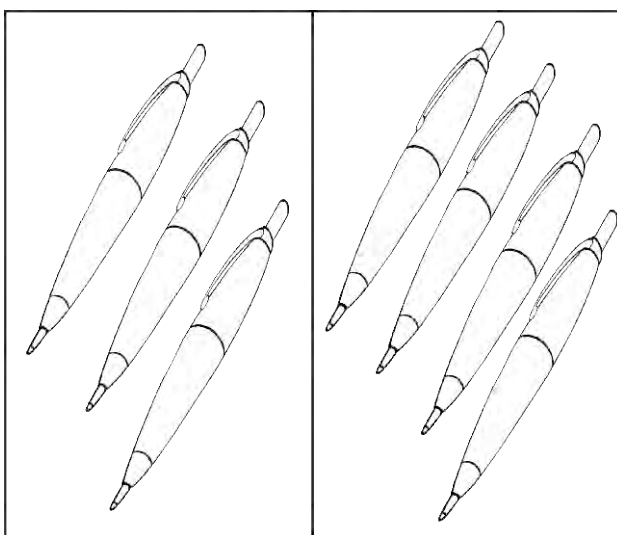
Lesson 3 He's seven.



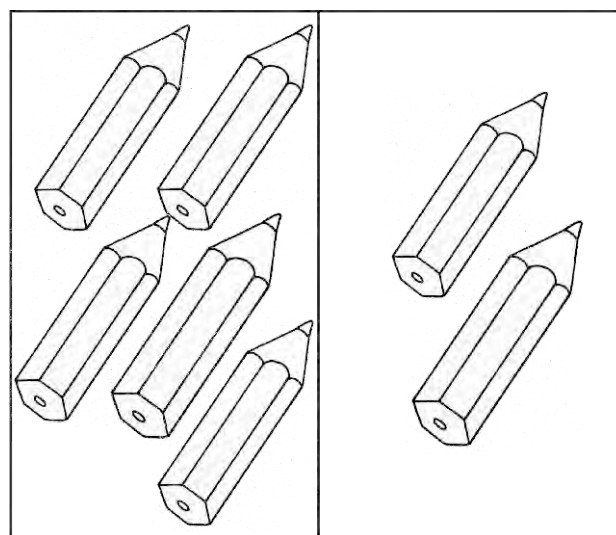
Ata-analar ushin

Perzentińizden súwretlerdegi zat hám buyımlardı sanawdı hám de olardıń sanınıń neshew ekenligin sorań.


Aldıńǵı sabaqlarda úyrenilgen reńlerdi eske túsiriwdi (*red, yellow, green, blue, pink, black, brown, white, purple, orange, grey*) hám usı reńlerden paydalanıp súwretlerdi boyaw kerek ekenligin aytrı.



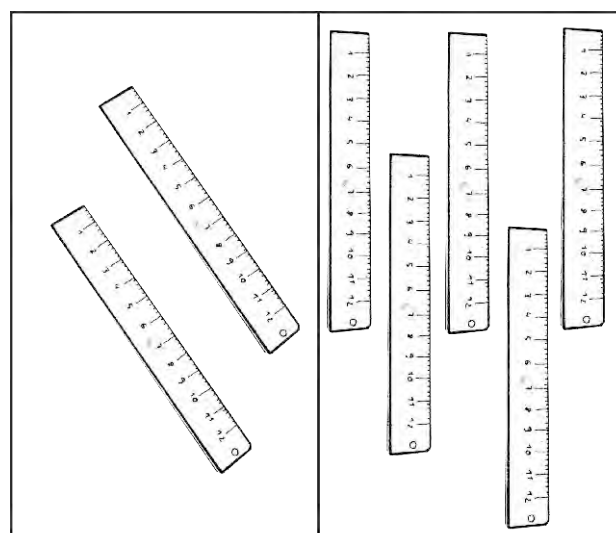
$$3+4=7$$



$$5+2=$$



$$4+3=$$



$$2+5=$$

Revision 2

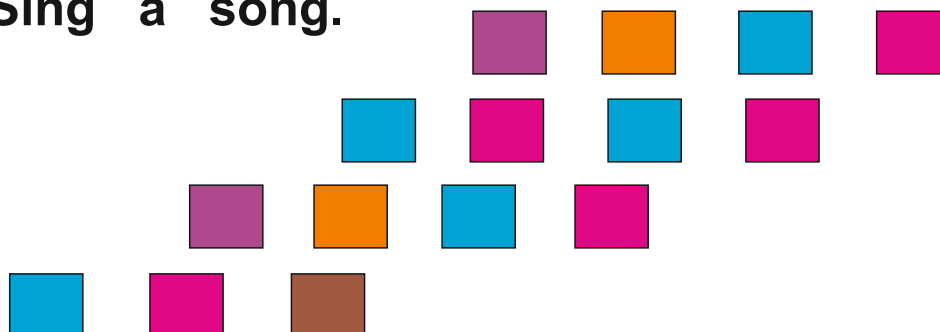
1 Play "Hot seat".

2  Play "Listen and say".

3 Look, listen and tick.



4 Sing a song.



5   Play "Look, find and show".

Unit 5 Toys and colours

Lesson 1 I have a ball.

1




Listen and say.

2




Play "Red, yellow and green".



3



Play "What's this?"



4



Look, listen and do.

5



Play "1, 2. Go!"

6



Play "I have a ball".

7



Ask and answer.



Unit 5 Toys and colours

Lesson 2 It's purple.

1



Listen and sing.



2



Play "I have a balloon".



3



Watch and do.

4



Play "This is a plane".

5



Look and colour.

Unit 5 Toys and colours

Lesson 3 I like it.

1



Listen and sing.


2

Look, listen and say.

3



Play "Run and say colours".



4



Listen and repeat.

5




Play "I like it".

6



Play "Champion".



Unit 5 Toys and colours

Lesson 4 Let's play!

1



Listen and sing.

2



Play "Champion".

3



Look and do.

4



Play "I like it!".




5



Play "1, 2, 3 ...?"

Unit 5 Toys and colours

Lesson 1 I have a ball.



Ata-analar ushin

Perzentińizge súwretti boyaw kerek ekenligin aytrń. Samolyot hám top inglis tilinde qanday aytilwin sorań (*a plane, a ball*).

Lesson 2 It's purple.

Ata-analar ushin

Perzentińizge oynshıqlardı boyaw kerek ekenligin aytrń. Súwretlerdegi oynshıqlardıń inglis tilinde qanday aytilwin sorań. A kite (*pátpelek*), a ball (*top*), a balloon (*shar*), a doll (*quwirshaq*), a plane (*samolyot*), a car (*mashina*), a train (*poezd*), a Teddy bear (*jumsaq oynshıq ayıw*).



Unit 5 Toys and colours

Lesson 3 I like it.



Ata-analar ushin


1-úyge tapsırma. Perzentinızge sharlardı uslap turǵan qızdıń súwretin hám sharlardı boyaw kerek ekenligin aytırń. Reńlerdiń inglis tilinde qanday aytlıwın sorań.

2-úyge tapsırma. Perzentinızge keyingi sabaq ushin jaqsı kórgen (kishkene ólshemdegi) oynshıqlarınan birin berip jiberiń.

Lesson 4 Let's play!

Ata-analar ushin

Perzentinızden balalardıń oynshıqların sızıp kórsetiw arqalı tabıwdı sorań. Birinshi eki sızıp úlgi ushin berilgen. Ul balada ushiratuǵın pátpelek, qız balada bolsa top. Ayırım oynshıqlardı qız bala da, ul bala da oynawı múmkin ekenligin aytırń. Máselen, toptı qız bala da, ul bala da oynawı múmkin.



Unit 6 Parts of the body

Lesson 1 Touch your nose.

1

Listen and repeat.



2


Look, listen and say.



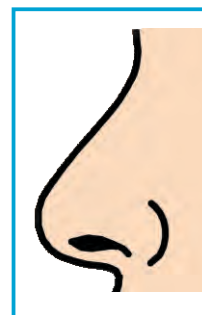
2



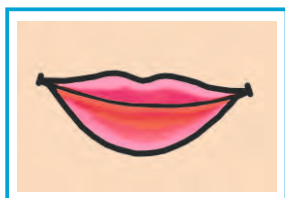
1



5



3

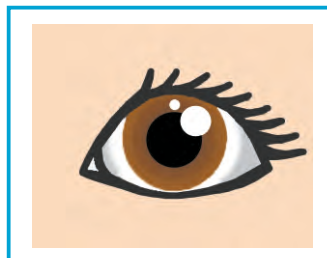


3

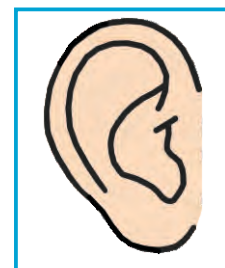


Play "Touch your nose".

4



6



4



Look and do.

Unit 6 Parts of the body

Lesson 2 Left hand, right hand.

1



Listen and sing.


2

Look, listen and do.

3



Play "Draw a robot".



4



Look and do.

5



Look, listen and do.

6



Ask and answer.



Unit 6 Parts of the body

Lesson 3 Robot, jump!

1



Listen and sing.

2



Play "I am a robot".

3





Look, listen and say.

4



Play "Go, jump ...".



5



Play "Head, nose ...".

Unit 6 Parts of the body

Lesson 4 Let's play!

1



Listen and sing.

2



Play "Please".

3




Play "Crayon. Robot, run!"



4



Look, listen and do.



5



Look and say.

Ata-analar ushin

Perzentirizge aldinqi úyrenilgen úsh sabaqtı qayta kórip shıǵıwdı hám tákirarlaw sabaǵına tayarlıq kóriw kerek ekenligin aytrń.


Unit 6 Parts of the body

Lesson 1 Touch your nose.



Ata-analar ushın

Perzentıńızge robottıń bas bóleginde túsirilip qaldırılǵan aǵzaların sızw kerek ekenligin aytıń. Robottı boyaw waqtında bastır aǵzaların inglis tilinde aytıwdı sorañ: head (*bas*), eye (*kóz*), nose (*murın*), ear (*qulaq*), mouth (*awız*), hair (*shash*).




Unit 6 Parts of the body

Lesson 2 Left hand, right hand.


Ata-analar ushin

Perzentinizden robotni bas bóleginde túsirilip qaldirilgan aǵzaların sııwdı sorań (robotni ózi kórsetip tur). Robotlardı boyaw waqtında bastır aǵzaların inglis tilinde aytıw kerekligin aytır: *eye (kóz)*, *nose (murın)*, *ear (qulaq)*, *hair (shash)*.



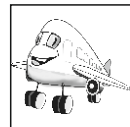
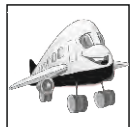

Lesson 3 Robot, jump!

Perzentinizge robotlardı boyaw kerek ekenligin aytır hám sabaqta úyrenilgen buyırqlardı eslewdi sorań: Robot, fly! (*Robot, ush!*) Robot, go! (*Robot, júr!*), Robot, jump! (*Robot, sekir!*)



Revision 3

1 Look, listen and tick.




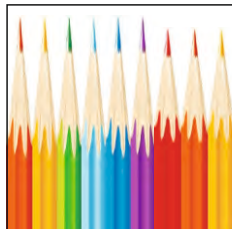
2 Look and draw a line.

9





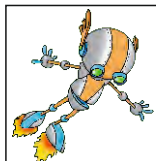
2

3

5



3 Look, listen and tick.



4 Look and say.

Unit 7 Seasons

Lesson 1 Winter is white.

1



Listen and say.

2



Look, listen and say.



3



Play "Sleep!"

4



Play "It's winter".



5



Play "What season is it?"

Unit 7 Seasons

Lesson 2 What colour is winter?

1



Listen and sing.

2



Play "What colour is spring?"



3



Look and do.

4



Look, listen and say.



5



Play "Ask and answer."

Unit 7 Seasons



Lesson 3 It's warm.

1 Listen and repeat.

2 Look and say.

3  Look and do.

4 Play "What season is it?"



5  Play "Cold. Warm. Hot!".

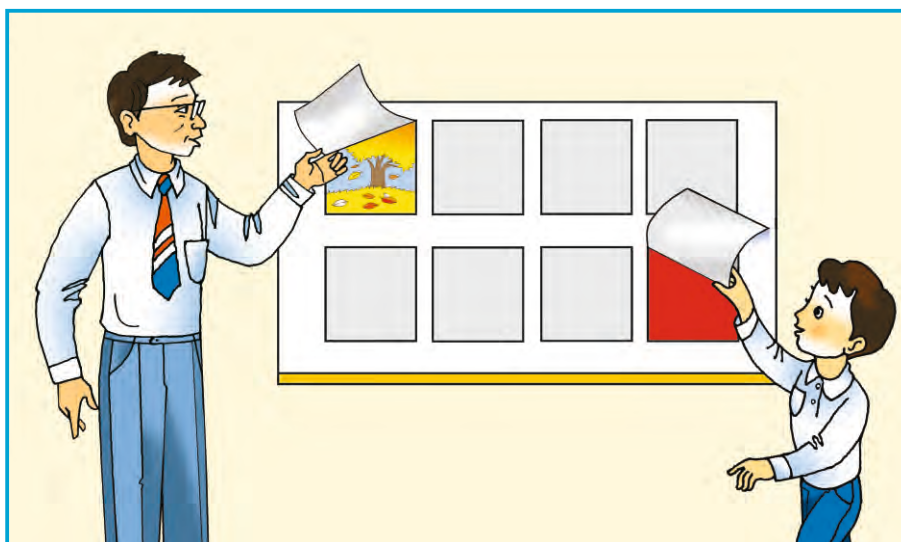


Unit 7 Seasons

Lesson 4 Let's play!

1 Listen and say.

2   Play "Autumn + yellow".



3   Play "Look and guess".




4  Play "Look, choose and say".

Ata-analar ushın

Perzentirizge aldınğı úyrenilgen úsh sabaqtı qayta kórip shıǵıwdı hám tákirarlaw sabaǵına tayarlıq kóriw kerek ekenligin aytırń.

Unit 7 Seasons

Lesson 1 Winter is white.




Ata-analar ushin

Perzentinizden aldinqi sabaqlarğa qarap, inglis tilinde jil máwsimleri qanday aytiliwın eslewdi sorań: *winter* (qıs), *spring* (báhár), *summer* (jaz), *autumn* (gúz). Perzentiniz ózi unatqan jil máwsimin tańlap, sol súwretti boyawı kerek ekenligin aytrıń. «It's...».

Lesson 2 What colour is winter?

Ata-analar ushin

Perzentinizden súwretke qarawdı hám bul qaysı máwsim ekenligin sorań: *winter* (qıs). Súwretlerdi boyaw kerek ekenligin aytrıń.



Unit 7 Seasons

Lesson 3 It's warm.

Ata-analar ushın

Perzentıńızden aldınǵı sabaqqa qarap, tómenдегі sózlerdiń inglis tilinde qanday aytılwın sorań:

Suwıq. (*It is cold.*)

Jilli. (*It is warm.*)

Issi. (*It is hot.*)

Salqın. (*It is cool.*)





Súwretti boyawdı hám «*It's warm*» (jilli) dep inglis tilinde aytıwdı sorań.



Revision 4

1

Answer the questions.



3

Look and tick.

1					
2					
3					
4					

4



Play "Miming".

Unit 8 The world around us

Lesson 1 What's the weather?

1



Listen and repeat.

2



Look, listen and say.



3



Play "It's sunny today".

4



Look and do.



5



Play "It's winter. It's snowy".

Unit 8 The world around us

Lesson 2 I can ski.

1



Listen and repeat.

2



Play "It's cold".

3



Look and do.

4



Look, listen and say.



5



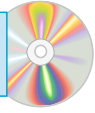
Play "I can skate".



Unit 8 The world around us

Lesson 3 I can fly a kite.

1



Listen and sing.

2a



Look, listen and say.



2b



Play "Fly a kite".



3



Look, listen and do.

4



Play "It's summer. I can swim".

Unit 8 The world around us

Lesson 4 Let's play

1  Look and guess.

2  Play "What season is it?".

3  Play "Doctor".




4  Play "Ski. Take a card".



Unit 8 The world around us

Lesson 1 What's the weather?



Ata-analar ushin

Perzentińizden aldınǵı sa-
baqqa qarap, tómenдеgi
sózler inglis tilinde qanday
aytılwın sorań:

Quyashlı kún. (It's sunny.)

Qarlı kún. (It's snowy.)

Bultlı kún. (It's cloudy.)

Samallı kún. (It's windy.)

Súwretlerdi boyawdı hám —
It's sunny (Quyashlı kún) dep
inglis tilinde aytıwdı sorań.

Lesson 2 I can ski.


Perzentińizden súwretti boyawdı
orınlawın hám «I can ski» dep aytıwdı
sorań.

Sabaqta úyrenilgen «I can skate»
(Men konki usha alaman), «I can
play hockey» (Men xokkey oynay
alaman) gáplerin aytıw kerek
ekenligin aytıń.



Unit 8 The world around us

Lesson 3 I can fly a kite.



Ata-analar ushin

Perzentińizden súwretti boyawdı orılawın hám inglis tilinde «*I can play hockey*» (Men xokkey oynay alaman) dep aytıwın sorań. Hám sabaqta úyrenilgen gáplerdi «*I can ski*» (Men shańgıda usha alaman), «*I can skate*» (Men konki de usha alaman) dep tákirarlaw kerekligin aytıń.

Lesson 4 Let's play!

Perzentińizge aldınǵı úyrenilgen úsh sabaqtı qayta kórip shıǵıwdı hám tákirarlaw sabaǵına tayarlıq kóriw kerek ekenligin aytıń. Úyge tapsırmadaǵı súwretti boyap bolǵannan keyin «*I can fly a kite*» (Men pátpelek ushıra alaman) gápin durıs aytwǵa járdem beriń.



Unit 9 Domestic animals

Lesson 1 I have a horse.

1



Play "Good afternoon".

2



Look, listen and repeat.



3



Play "It's grey".

4



Look and do.

5

Look and colour.

Unit 9 Domestic animals

Lesson 2 She has a sheep.

1




Look, listen and repeat.



2



Play "Look and guess".



3

Look, listen and draw.

4

Look and say.

5



Play "She has a rabbit".

Unit 9 Domestic animals

Lesson 3 On the farm

1

Look, listen and sing.

2



Look, listen and repeat.



3



Look and do.

4



Play "Who says meeow?"



5



Play "He has a horse".

6



Draw and colour.

Unit 9 Domestic animals

Lesson 4 Let's play!

1



Listen and repeat.

2



Play "On the farm".



3



Look and do.

4



Play "Listen and raise hands".



5


Look and say.

Ata-analar ushın

Perzentinızge aldınǵı úyrenilgen úsh sabaqtı qayta kórip shıǵıwdı hám tákírarlaw sabaǵına tayarlıq kóriw kerek ekenligin aytıń.

Unit 9 Domestic animals

Lesson 1 I have a horse.



Ata-analar ushin

Perzentińizden haywanlardıń súwretin boyawdı hám súwretlerdegi haywanlardıń atların tákirarlawdı sorań: a cow (sıyır), a sheep (qoy), a horse (at), a rooster (qoraz), a chick (shóje).



Lesson 2 She has a sheep.

Perzentińizden haywanlardıń súwretin boyawdı hám olardıń atların tákirarlawdı sorań: a rabbit (qoyan), a duck (úyrek). Tómenдеgi gáplerdi eslewge járdem berin: She has a rabbit. It's brown (Onıń qoyanı bar. Onıń reńi qońır). He has a duck. It's blue (Onıń úyregi bar. Onıń reńi kók).




Unit 9 Domestic animals

Lesson 3 On the farm

Ata-analar ushın


Perzentińizden haywanlardıń súwretin sızwdı, onı boyawdı hám olar haqqında gápler qurawın sorań. Máselen «*I have a cow. It's black.*»

Perzentińiz óz qálewi boyınsha qanday da bir haywannıń súwretin sızwı, boyawı hám gápler aytwı múmkin. Máselen: «*I have a horse. It's brown.*»






Revision 5

1 Sing a song.



2 Look, listen and number.



3  Look and do.

4 Play "Choose and say".



Unit 10 Wild animals

Lesson 1 I'm a tiger.

1



Listen and repeat.




2

Look, listen and say.



3

Look and say.



4



Look and do.

5



Play "Show and say".



Unit 10 Wild animals

Lesson 2 I have two wings.

1



Listen and say.

2



Play "What's this?"

3



Look and do.

4a



Look, listen and say.



4b





Play "I have four legs".

2



4



5



Play "I'm a tiger"



Unit 10 Wild animals

Lesson 3 In the zoo

1



Listen and say.

2



Play "Look and guess".


3



Look and do.

4a

Look, listen and repeat.



4b



Play "I'm big. I have four legs".



5



Play "I'm a crocodile".









Unit 10 Wild animals

Lesson 4 Let's play!

1  Look, listen and sing.



2 Look and say.



						
	✓				✓	✓
		✓	✓	✓		

3   Look and do.

4  Play "True/False".

5   Play "I have a spider on my head".



6   Look and say.

Unit 10 Wild animals

Lesson 1 I'm a tiger.



Ata-analar ushin

Perzentińizden haywanlardıń súwretin boyawdı hám olar haqqında aytıp beriwin sorań. Olar tap klasta sóylegendey etip sóylesin. Máselen: *I'm a tiger. I'm big. I'm orange and black (Men jolbarıspan. Men úlkenmen. Meniń reńim qızgısh sarı hám qara) hám t.b.*

Lesson 2 I have two wings.


Perzentińizge qoraz hám totıqustrıń súwretin salıwdı hám olar haqqında aytıp beriwi kerek ekenligin túsindirıń.

Máselen: *I'm a parrot. I'm little. I have two wings. I can fly (Men totıquspan. Men kishkenemen. Meniń eki qanatım bar. Men usha alaman).* Perzentińizge quslardıń ayağı hám qanatların sanawda járdem beriń.



Unit 10 Wild animals

Lesson 3 In the zoo




Ata-analar ushin

Perzentińizden jiraf hám zebraniń joytqan reńlerin óz ornına qaytarıwına járdem beriwın sorań. Haywanlardı boyawda hám olar haqqında gáp qurawda oǵan járdem beriń. Máselen: *I'm a zebra. I'm big. I'm black and white. I have four legs. I can run.*

Lesson 4 Let's play!


Perzentińizden haywanat baǵınıń súwretine qarawın sorań. Haywanlardı boyawda hám olar haqqında gáp qurawda oǵan járdem beriń. Máselen: *I'm a bear. I'm big. I'm brown. I have four legs. I can run. (Men aywman. Men úlkenmen. Meniń reńim qohır. Meniń tórt ayaǵım bar. Men juwıra alaman).*



Unit 11 Vegetables


Lesson 1 It's a carrot.


1  Look, listen and repeat.



2  Play "What's this? Tomato."

3  Play "Number 4. It's a carrot".

4  Look and count.




5   Play "More. Less."

6   Look, listen and number.


Unit 11 Vegetables

Lesson 2 Is it a cucumber?

1 Look and say.



2 Look, listen and say.



3 Play "Guess".



4 Play "Count".



5

Look, listen and repeat.



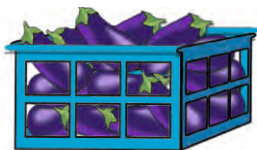
10

20

30

40

50



6 Listen and number.



Unit 11 Vegetables


Lesson 3 I have pumpkins.

1 Look and say.

2 Look, listen and repeat.

3   Play "Tic Tac Toe".

4  Look, listen and repeat.



5  Look and do.



6   Play "How much?"

Unit 11 Vegetables

Lesson 4 Let's play!

1 Look and say.

2



Play "Funny race".




3 Look and say.

4



Look and do.



5



Look and count.



Ata-analar ushin

Perzentińizge aldınǵı úyrenilgen úsh sabaqtı qayta kórip shıǵıwdı hám tákirarlaw sabaǵına tayarlıq kóriw kerek ekenligin aytıń.


Unit 11 Vegetables

Lesson 1 It's a carrot.



Ata-analar ushın

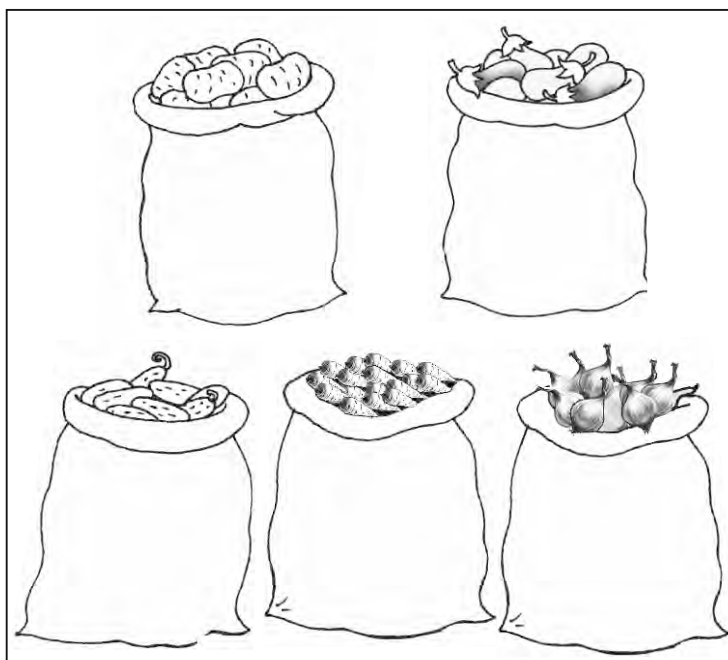
Perzentıńızden palız ónimlerin boyawdı hám tap klasta sóylegendey olar haqqında gápler qurawın sorań. Máselen: *This is a tomato. It's red,* h.t.b.



Lesson 2 Is it a cucumber?

Ata-analar ushın

Perzentıńızden palız ónimlerin boyawdı hám tap klasta sóylegendey olar haqqında gápler qurawın sorań. Máselen: «*Potato. 20*», «*Eggplant.30*», «*Cucumber. 40*», «*Carrot. 50*», «*Onion.10*»




Unit 11 Vegetables

Lesson 3 I have pumpkins.



Ata-analar ushın

Perzentińizden palız ónimlerin boyawdı orınlawın hám tap klasta sóylegendey olar haqqında gápler qurawın sorań. Máselen: *This is a carrot. It's orange.*





Revision 6

1 Sing a song.

2

Look, listen and put number.



3



Look and do.

4

Look, listen and match.



10

20

30

40

50



Unit 12 Fruit

Lesson 1 I like apples.


1a  Look, listen and say.

1b Look, listen and repeat.



2   Play "Miming".

3  Play "Ask and answer".



4  Look and do.

5  Look, listen and number.




Unit 12 Fruit

Lesson 2 Is it a fruit?

1



Look, listen and repeat.



2

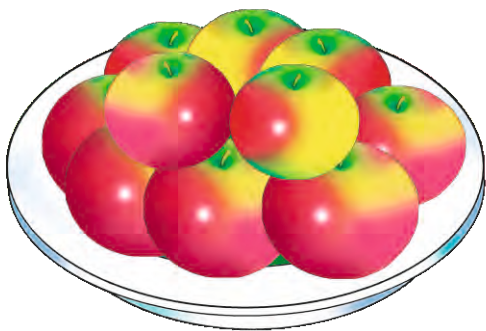


Listen and say.

3



Look, listen and repeat.



4



Play "What number is missing?"

5a



Play "Fruit. Vegetables".

5b



Play "Is it a fruit?"

Unit 12 Fruit

Lesson 3 At the market

1



Listen and say.

2



Look and count.


3



Play "Listen, run and touch."

4a


Look, listen and repeat.



4b



Play "At the market".



4c



Look and say.

Unit 12 Fruit

Lesson 4 Let's play!

1a  Listen and repeat.

1b Choose and say.

2   Play "Count".

3  Play "Look, listen and do."



4  Play "Shopping".



5  Play "What's this?"

Ata-analar ushin

Perzentirizge aldinqı úyrenilgen úsh sabaqtı qayta kórip shıǵıwdı hám tákirarlaw sabaǵına tayarlıq kóriw kerek ekenligin aytır.


Unit 12 Fruit

Lesson 1 I like apples.



Ata-analar ushın

Perzentińizge miywelerdi boyawdı hám tap klasta sóylegendey olar haqqında gápler qurawın sorań. Ma'selen: *I have plums. I like plums* (Mende qáreliler bar. Men qárelini jaqsı kóremen).




Unit 12 Fruit

Lesson 2 Is it a fruit?



Ata-analar ushın

Perzentińizden miywelerdi boyawdı hám tap klasta sóylegendey olar haqqında gápler qurawın sorań. Máselen: *Fourteen bananas (on tórt banan), fifteen oranges (on bes apelsin), sixteen apricots (on altı erik), seventeen plums (on jeti qárelı), eighteen strawberries (on segiz qulpınay), nineteen cherries (on toǵız shiye).*

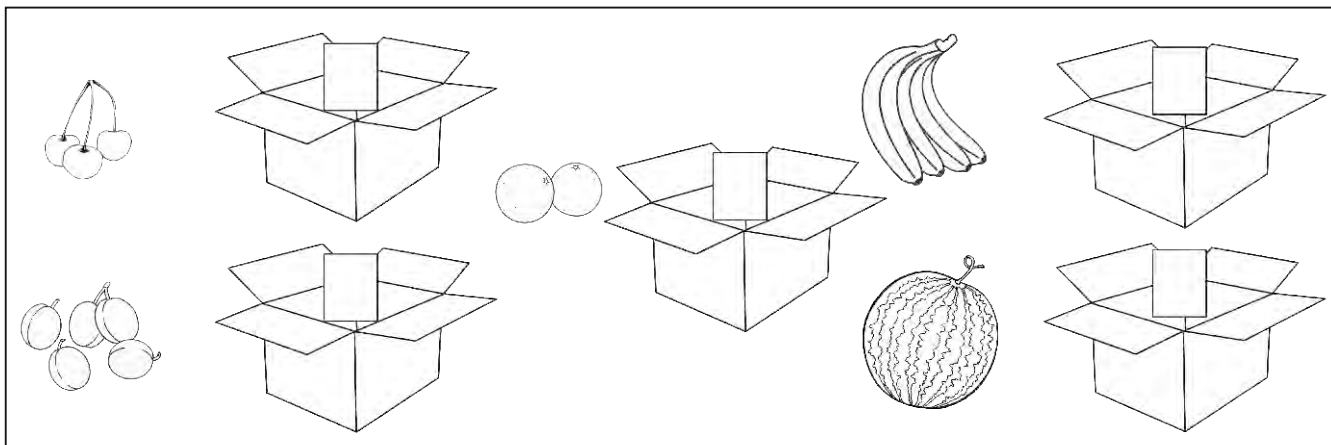


Lesson 3 At the market

Ata-analar ushın

Perzentińizden miywelerdi boyawdı hám tap klasta sóylegendey olar haqqında gápler qurawın sorań. Máselen: *I have nineteen plums (Mende on toǵız qárelı bar). I have six oranges (Mende altı apelsin bar). I have three watermelons (Mende úsh ǵarbız bar). I have fifteen cherries (Mende on bes shiye bar). I have eight bananas (Mende segiz banan bar).*

Eskertiw: 7-tákirarlaw sabaǵı muǵallimler ushın metodikalıq qollanbada berilgen.



Unit 13 Things we can do

Lesson 1 I can draw a cat.

1



Listen and repeat.

2

Look, listen and repeat.



3



Play "I can draw a cat".

4




Look and do.

5



Play "I can see a red crocodile".



Unit 13 Things we can do

Lesson 2 I can count.


1



Listen and repeat.

2a

Look and count.



2b



Look and draw.

3




Play
"I can count".

4a



Look, listen and repeat.



4b



Play "Let's count".

5




Play "Seasons".

Unit 13 Things we can do

Lesson 3 We can play.


1  Listen and repeat.



2  Look, listen and repeat.

3  Look and do.

4  Play "Animal race".



Unit 13 Things we can do

Lesson 4 Let's play!

1  Play "I can".



2  Play "Little frog".

3a  Look and count.

3b  Look and listen.



3c  Look, listen and perform.

Ata-analar ushın

Perzentińizge aldınǵı úyrenilgen úsh sabaqtı qayta kórip shıǵıwdı hám tákirarlaw sabaǵına tayarlıq kóriw kerek ekenligin aytıń.

Unit 13 Things we can do

Lesson 1 I can draw a cat.



Ata-analar ushin

Perzentinizden haywanlardı ádettegiden basqa reñler menen boyawdı hám olardıń qatnaswında tap klasta orınlanganday gápler qurawın sorań. Máselen: *I can see a blue bear* (Men kók aywdı kóre alaman).



Unit 13 Things we can do



Lesson 2 I can count.

Ata-analar ushin



1-úyge tapsırma: Perzentińizden súwretlerdi sızıp orınlawdı, boyawdı, olar qatnasında klasta orınlaǵanday gápler qurawın sorań. Máselen: *I can draw a cow (Men sıyrdıń súwretin sıza alaman). I have two cows (Meniń eki sıyırım bar).*

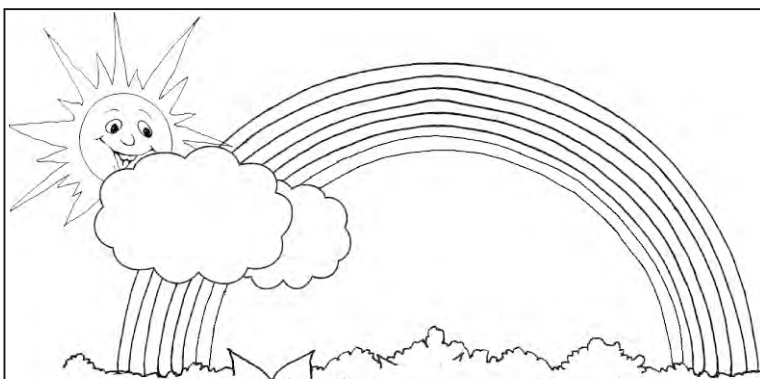
2-úyge tapsırma: Perzentińizden súwretti boyawdı orınlawın hám jil máwsimlerin súwretlew ushin gáplerdi eske túsiriwin sorań. Máselen: *It's spring (Házir báhár). It's green (Ol jasıl). It's rainy (Jawınlı kún).*



Lesson 3 We can play.

1-úyge tapsırma: Perzentińizden klasta sızǵan súwretin boyawdı sorań.

2-úyge tapsırma: Perzentińizden tórtmúyeshliktiń ishine ózine unaǵan súwretti sızıwın sorań. Máselen: Jaqsı kórgen oyınshıǵı, ózine unaǵan jil máwsimi, ózine unaǵan haywandı hám t.b. Ózi sızǵan súwretleri haqqında aytıp beriwin sorań. Máselen: *«I like spring.»* yamasa *«I like cars.»*









1

2

Revision 8


1 Sing a song.



3 Look, find and count.



4 Look, listen and circle.





5 Play "Competition".

Unit 14 Fairy world

Lesson 1 I have a magic wand.

1   Play "Magic colours".



2   Play "Magic wand".



3  Look and do.

4  Play "I'm Jinn".

5  Play "Magic lamp".

6  Play "Magic box".



Unit 14 Fairy world

Lesson 3 Little Mook

1 Look and count.



2 Look and answer.



3 Look, listen and match.

Unit 14 Fairy world

Lesson 2 Magic watermelon

1a Look and say.

1b Look, listen and say.



2 Perform and watch.


Unit 14 Fairy world

Lesson 4 Let's play!

1  Look and say.



2 Perform and watch.



Ata-analar ushin




Perzentinizge aldinqi úyrenilgen úsh sabaqtı qayta kórip shıǵıwdı hám tákirarlaw sabaǵına tayarlıq kóriw kerek ekenligin aytıń.

Unit 14 Fairy world

Lesson 1 I have a magic wand.

Ata-analar ushın

Perzentıńızden súwretli kestege qarawdı sorań hám hárbir súwret haqqında gápler qurawı kerek ekenligin aytrı. Máselen: *I have a kite. It's red and yellow.* (Mende pátpelek bar. Onıń reńi qızıl hám sarı.)



Unit 14 Fairy world

Lesson 2 Magic watermelon

Ata-analar ushin

Perzentinizge súwretlerdi boyawın, ertekti eske túsiriwin aytıń. Máselen: *This is Peri. She's good. She has a magic wand. (Bul Perishte. Ol jaqsı. Onda sıyqırlı tayaqsha bar.)* Ertektegi súwretlerdi tártip penen nomerlep shıǵıwına járdemlesin hám nege sonday nomerlengenini haqqında sáwbetlesin. Sonnan soń súwretlerdi boyawǵa járdem beriń.

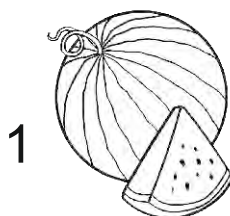


Lesson 3 Little Mook

Ata-analar ushin

Perzentinizden kishkene Muktiń súwretin boyawdı hám ol haqqında tap klasta sóylegendey gáp qurawın sorań. Máselen: *Little Mook has long ears. (Kishkene Muktiń qulaqları uzın.)*



Eskertiw: Keyingi sabaqqa haywanlardıń nıqabın alıp barıwı kerek ekenligin yadına salıń.



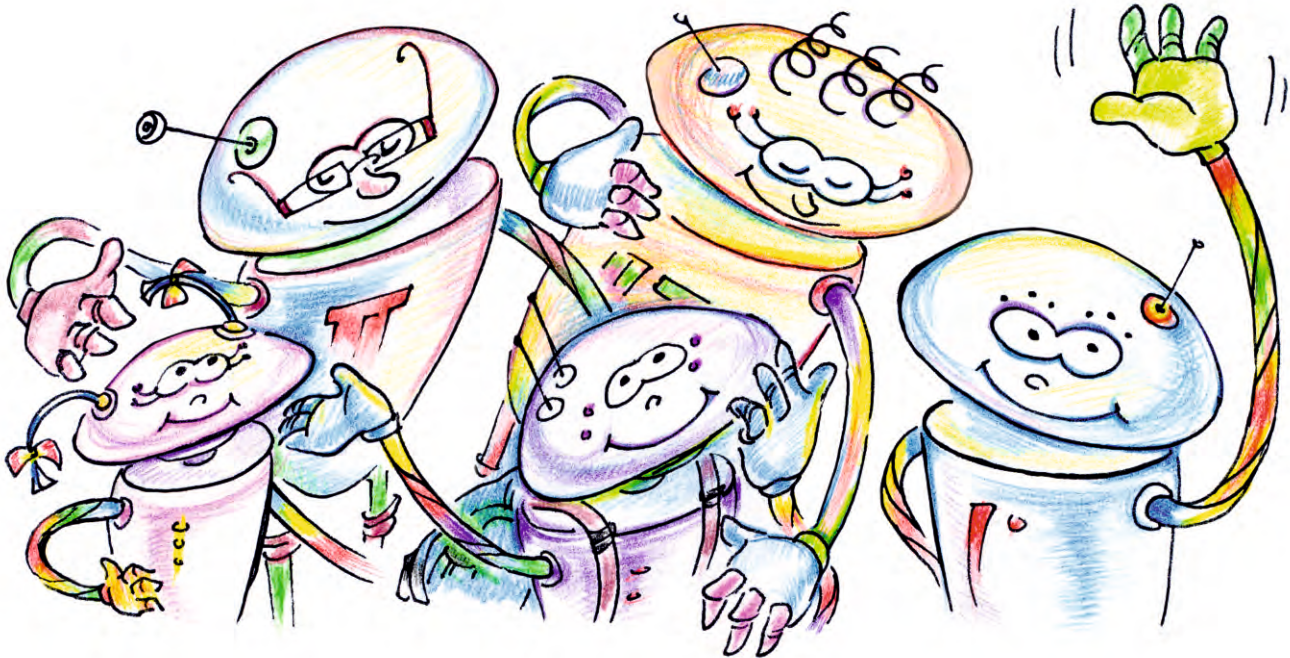
Revision 9

1 Sing a song.

2 Look, colour and say.



3 Look and say.



4  Look and do.

5  Play "True/False".

HÜRMETLI MUĞALLIMLAR HÁM ATA-ANALAR!

Perzentlerimiz bizge hárdayım: bul ne, nege, ne ushin sıyaqlı sorawlar berip, dúnyanı úyrenip baradı... Bizlerdiń wazıypamız tek bul sorawlarǵa juwap beriwden ibarat bolmastan, perzentlerimizdi jáne de kóbirek sorawlar beriwge baǵdarlaw, olardıń dúnya qaraları hám de aqlıy rawajlanıwın ósirip hám bayıtıp barıwına járdemlesiwden ibarat.

96—104-betlerde berilgen sorawlardı birinshi klass oqıwshıları túsiniwi, sorawlar beriwdi hám olarǵa juwaplar bere alıwdı úyreniwı kerek. «What's this?» (Bul ne?) sıyaqlı sorawlar ekinshi bólimnen baslap, sabaqlıqta bólimnen-bólimge tákirarlanıp baradı. «Is it a pen?» (Bul ruchka ma?) sıyaqlı sorawlarǵa «Yes. / No.» (Awa. / Yaq.) túrinde juwap beriwı jetkilikli ekenligine áhmiyet berilgen.

Keyingi betlerde hárbir bólim ushin óz aldına berilgen materiallar sol bólim dawamında úyrenilgen sóz, sóz birikpeleri hám qurılımların óz ishine alǵan. Ondaǵı súwretli sóz hám gáplerdi kestelerdegi soraw hám juwaplarda paydalanıwıńız hám balajanlar menen inglis tilinde kóbirek shınıǵıw islewińız kerek.

Kestelerde juldızsha menen ajratıp berilgen ayırım qosımsha soraw hám juwaplar da keltirilgen. Siz bul sorawlardı balalardan sorawıńız múmkin. Balalar olardı qalay sorawdı úyreniwı shárt bolmasa da, olardı túsiniwi hám tiyisli juwap qaytara alıwı kerek. Máselen: Siz «Where is a pen?» (Ruchka qay jerde?) dep soraǵanıńızda perzentıńız óz ruchkasın kórsetiwı jetkilikli.

Sonıń menen birge kesteler hám de súwretlerdiń qasında berilgen inglis tilindegi gáp, sóz hám sóz dizbekleriniń transkripciyasın oqıwdan aldın tóimde keltirilgen qaǵıydalar, fonetikalıq maǵlıwmatlar menen jaqsılap tanısıp shıǵıwı, inglis tilindegi ayırım seslerdi (ásirese [θ], [ð], [v], [w], [i:], [ɔ:], [ɑ:], [u:], [ɜ:], [æ], [eə], [ʊə]) aytıwda qıyınshılıq sezseńiz, olar haqqında muǵallimnen járdem sorasańız maqsetke muwapıq boladı.

Ingilis tiliniń dawıslı hám dawıssız sesleri

Ingilis tili alfaviti 26 háripten ibarat bolıp, olardan 20 sı dawıssız (b, c, d, f, g, h, j, k, l, m, n, p, q, r, s, t, v, w, x, z), 6 wı bolsa dawıslı (a, e, i, o, u, y) háripler esaplanadı. Bul dawıslı hám dawıssız háripler jámi bolıp 44 (24 dawıssız hám 20 dawıslı) sestı beredi.

Bul seslerdi tóimendegi salıstırmalı keste arqalı qaraqalpaq tilindegi bar sesler menen salıstırıp, ańsat ǵana úyrenip alıwıńız hám usı kitaptaǵı inglis tilindegi sózlerdiń transkripciyasın oqıw hám de inglis tilinde durıs aytıw imkaniyatına iye bolıwıńız múmkin.

Sózlerdiń transkripciyası orta [] qawsırmalar ishinde berilgen. Transkripciyada tiykarǵı pát ['] (máselen: cabbage [ˈkæbɪdʒ]), ekilemshi, yaǵnıy kúshsizlew pát bolsa [,] belgisi menen berilgen (máselen: engineer [ˌendʒɪˈnɪə]).

Ingilis hám qaraqalpaq tilindegi dawıslı seslerdiń salıstırmalı kestesı

Ingilis tilindegi dawıssız sesler	Qaraqalpaq tilindegi uqsas sesler	Ingilis tilindegi dawıssız sesler	Qaraqalpaq tilindegi uqsas sesler
[p] p lum [plʌm]	p erde	[s] s un [sʌn]	s álem
[b] b ath [bɑːθ]	b áhár	[z] z oo [zuː]	z at
[t] t ell [tel]	t al	[ʃ] sh ip [ʃɪp]	sh arf
[d] d rop [drɒp]	d úkan	[ʒ] treasure [ˈtreʒə]	j urnal
[k] k ing [kɪŋ]	k itap	[h] h ot [hɒt]	h árre
[g] g et [get]	g úl	[m] m y [maɪ]	m ektep
[tʃ] ch ip [tʃɪp]	ch empion	[n] n ew [njuː]	n abat
[dʒ] j ump [dʒʌmp]	kolled j	[ŋ] sing [sɪŋ]	ta ń
[f] f un [fʌn]	f artuk	[l] l ake [leɪk]	l ala
[v] v ase [vɑːz]	v aza	[r] r ole [rəʊl]	r emen*** ³
[θ] th ink [θɪŋk]	*** ¹	[j] y ear [jɪə]	e rik
[ð] th at [ðæt]	*** ²	[w] w ing [wɪŋ]	w aqıt*** ⁴

***Túsindirme:

1) Inglis tilinde «th» háripler birikpesi geyde [θ] sesin, geyde [ð] sesin beredi. [θ] sesi qaraqalpaq tilindegi «s» sesine sáykes kelse de, ol biraz basqasharaq ayıladı. Ol tis aralıǵı sesi esaplanadı. Demek, [θ] sesin aytıw ushın til ushı tisler arasına keltirilip, hawa dawıssız shıǵarıladı. [θ] sesin qaǵıydaǵa muwapıq durıs aytıw hám ol qaraqalpaq tilindegi «s» sesindey aytılmawı kerek. Keri jaǵdayda, pútkilley basqa mániske iye sózdi ańlatıwı múmkin. Salıstırıń: **think** (oylaw) — **sink** (shógiw); **thin** (juqa, jıńshke) — **sin** (gúna);

2) [ð] sesi bolsa qaraqalpaq tilindegi «z» sesine sáykes kelse de, onnan biraz ózgeshelikke iye. Ol da tis aralıǵı sesi esaplanadı. Sonıń ushın, [ð] sesin aytqanda til ushı tis aralıǵına keltiriledi hám hawa dawıslı bolıp shıǵadı;

3) Inglis tilindegi [r] sesi qaraqalpaq tilindegi «r» dirildewik sesinen ózgeshe ayıladı. Inglis tilindegi [r] sesi tańlay jumsaq sesi esaplanadı, yaǵnıy ol tildiń ushın tańlayǵa kóterip, onı dirildetpesten ayıladı;

4) Inglis tilindegi [w] sesi de qaraqalpaq tilindegi «v» sesinen ózgeshe ayıladı. Inglis tilindegi [w] sesi qaraqalpaqsha «v» sesinen pariqlı erinlenbegen. Ol erinlerdi sozıp, dóńgelek payda etiw arqalı ayıladı. [w] sesi qaǵıydaǵa muwapıq durıs aytıw hám onı qaraqalpaq tilindegi «v» sesindey aytılmawı kerek. Kerisinshe, basqa mánige iye sóz ayılǵan boladı. Salıstırıń: **w**est (batis) — **v**est (mayka; jeńsiz).

Inglis hám qaraqalpaq tilindegi dawıslı seslerdiń salıstırmalı kestesi

Inglis tilindegi dawıslı sesler	Qaraqalpaq tilindegi uqsas sesler	Inglis tilindegi dawıslı sesler	Qaraqalpaq tilindegi uqsas sesler
[i:] each [i:tʃ]	*** ¹	[ɜ:] learn [lɜ:n]	*** ¹
[ɪ] its [ɪts]	iyne	[ə] river [ˈrɪvə]	jeti
[e] leg [leg]	qálem	[eɪ] say [seɪ]	mine key! (kórsetiw)
[æ] bag [bæɡ]	*** ^{2a}	[əʊ] go [ɡəʊ]	telesh ou
[ɑ:] car [kɑ:]	*** ¹	[aɪ] fine [faɪn]	shay
[ɒ] top [tɒp]	top	[aʊ] cloud [klaʊd]	pauza
[ɔ:] forty [ˈfɔ:ti]	*** ¹	[ɔɪ] coin [kɔɪn]	moyın
[ʊ] good [ɡʊd]	sumka	[ɪə] here [hɪə]	shiyе
[u:] rule [ru:l]	*** ¹	[eə] chair [tʃeə]	*** ^{2b}
[ʌ] cut [kʌt]	qant	[ʊə] usual [ˈju:ʒʊəl]	*** ^{2d}

***Túsindirme:

1) Inglis tilinde sozımlı sesler [:] transkripciya belgisi menen kórsetiledi. Qaraqalpaq tilinde [i:], [ɔ:], [ɑ:], [u:] hám [ɜ:] sıyaqlı sozımlı sesler joq. Biraq tómendegi sesler sozıp oqılsa, olardıń ayıtlıwın uqsatıw múmkin: **iyne** [ɪ] — **iiyne** [i:]; **top** [ɒ] — **toop** [ɔ:]; **bas** [ʌ] — **baas** [ɑ:]; **bul** [ʊ] — **buul** [u:]; **jeti** [ə] — **jetii** [ɜ:];

2) qaraqalpaq tilinde [eə] hám [ʊə] sıyaqlı sesler de joq. Sonıń ushın olardı aytıw oqıwshılar ushın biraz qıyınshılıq tuwdırıwı tábiyiy. Bul seslerge tómendegishe anıqlama beriw múmkin:

a) [æ] sesi [a] hám [e] sesleri birigiwinen quraladı. Ol qaraqalpaq tilindegi «e» sesine uqsas, biraq [æ] sesin aytıw ushın awız «e» niń ayıtlıwına qaraǵanda keńlew ashıladı;

b) [eə] sesi [e] hám [ə] sesleri birigiwinen quraladı. [eə] sesin aytıw ushın [e] sesinen baslap, [ə] sesi menen tamamlawımız kerek;

d) [ʊə] sesi [ʊ] hám [ə] sesleri birigiwinen quraladı. [ʊə] sesin aytqanıwızda [ʊ] sesinen baslap, [ə] sesi menen tamamlawımız kerek.

Unit 1 Greetings

Questions (Sorawlar)	Answers (Juwaplar)
What's your name? [ˈwɒts jɔː ˈneɪm] Siziń atırız kim?	My name is Jasur. [maɪ ˈneɪm ɪz dʒʌˈsʊr] Meniń atım Jasur.
How are you? [ˈhaʊ ˈɑː juː] Awhalıńız qalay?	Great./OK. [ɡreɪt/əʊˈkeɪ] Zor./Hámmesi jaqsı.
Where are you from? [ˈweərə ˈjuː frɒm] Siz qay jerdensiz?	I'm from Nukus. [aɪm frɒm nukus] Men Nókistenmen.



Good morning.
[ɡʊd ˈmɔːnɪŋ]
Qayırılı tań.

Hello. How are you?
[heˈləʊ. ˈhaʊ ˈɑː juː]
Sálem. Awhalıńız qalay?

So-so. [səʊ səʊ]
Jaman emes.

OK. [əʊˈkeɪ]
Hámmesi jaqsı.

Good. [ɡʊd] Jaqsı.

Great! [ɡreɪt] Zor!



Unit 2 Im in class 1.

Questions (Sorawlar)	Answers (Juwaplar)
How old are you? [ˈhaʊ əʊld ˈɑː juː] Jasińız neshede?	I'm 7. [aɪm ˈsevn] Men 7 jastaman
Is it a pen? [ɪz ɪt ə ˈpen] Bul ruchkama?	Yes./No. [jes / nəʊ] Awa./Yaq.
What's this? [ˈwɒts ðɪs] Bul ne?	It's a pen. [ɪts ə ˈpen] Bul ruchka.
Where is the pen? (Show.)* [ˈweəz ðə ˈpen] Ruchka qay jerde? (Kórsetiń.)	(Pupil shows or points.)* (Oqıwshı barmaǵı menen kórsetedi.)

	one [wʌn] bir		six [sɪks] altı
	two [tuː] eki		seven [ˈsevn] jeti
	three [θriː] úsh		eight [eɪt] segiz
	four [fɔː] tórt		nine [naɪn] toǵız
	five [faɪv] bes		ten [ten] on

pen [pen] ruchka

pencil [ˈpensl] qálem

copybook [ˈkɒpɪbʊk] dápter

book [bʊk] kitap

bag [bæg] sumka

ruler [ˈruːlə] sızǵısh


Unit 3 My family

Questions (Sorawlar)	Answers (Juwaplar)
Who is this? [ˈhuː ɪz ðɪs] Bu kim?	This is my mother. [ðɪs ɪz maɪ ˈmʌðə] Bul meniń anam.
What's his name? [ˈwɒts hɪz ˈneɪm] Onıń atı kim?	His name's Rustam. [hɪz ˈneɪmz rʊsˈtʌm] Onıń atı Rústem.
What's her name? [ˈwɒts hɜː ˈneɪm] Onıń atı kim?	Her name's Sevara. [hɜː ˈneɪmz sevəˈrʌ] Onıń atı Sevara.

family [ˈfæməli] shańaraq

father [ˈfɑːðə] áke

mother [ˈmʌðə] ana




baby [ˈbeɪbi]
gódek/ náreste

sister [ˈsɪstə] apa /sińli

brother [ˈbrʌðə] aǵa /ini

Unit 4 My friend

Questions (Sorawlar)	Answers (Juwaplar)
Who is your friend?* [ˈhuː ɪz jɔː ˈfrend] Siziń dostıńız kim?	Jasur. [dʒʌˈsʊr] Jasur.
How old is he?* [haʊ əʊld ˈɪz hiː] Onıń jası neshede?	He's 7.* [hiːz ˈsevn] Ol 7 jasta.
How old is she?* [haʊ əʊld ˈɪz ʃiː] Onıń jası neshede?	She's 6.* [ʃiːz ˈsɪks] Ol 6 jasta.



I'm a boy. [aɪm ə ˈbɔɪ]
Men ul balaman.
She's a girl. [ʃiːz ə ˈgɜːl]
Ol qız bala.

I'm a girl. [aɪm ə ˈgɜːl]
Men qız balaman.
He's a boy. [hiːz ə ˈbɔɪ]
Ol ul bala.



Unit 5 Toys and colours

Questions (Sorawlar)	Answers (Juwaplar)
What's this? ['wɒts ðɪs] Bul ne?	It's a car. [ɪts ə 'kɑ:] Bul avtomobil.
What colour is it? ['wɒt 'kɒlə ɪz ɪt] Onıń reńi qanday?	It's blue. [ɪts 'blu:] Onıń reńi kók.
Is it a doll? [ɪz ɪt ə 'dɒl] Ol quwirshaq pa?	Yes./No. [jes / nəʊ] Awa./Yaq.

toy [tɔɪ] oyınshıq

black [blæk] qara

brown [braʊn] qońır

purple ['pɜ:pəl] sıya reń

blue [blu:] kók

pink [pɪŋk] ashıq qızıl

white [waɪt] aq

orange ['ɒrɪndʒ] qızgısh sarı

grey [greɪ] kúlreń

plane [pleɪn] samolyot

ball [bɔ:l] top

teddy bear ['tedɪbeə] jumsaq ayıw

car [kɑ:] avtomobil

doll [dɒl] quwirshaq

train [treɪn] poezd

Unit 6 Parts of the body

Questions (Sorawlar)	Answers (Juwaplar)
What's this? ['wɒts ðɪs] Bul ne?	It's a head. [ɪts ə 'hed] Bul bas.
Is this a head? [ɪz ðɪs ə 'hed] Bul bas pa?	Yes. (Yes, it is.)/No. (No, it isn't.) [jes. ('jes ɪt ɪz) / nəʊ. ('nəʊ ɪt ɪznt)] Awa (bul bas)./Yaq (bul bas emes).
What can fly?* ['wɒt kæn 'flaɪ] Ne zat usha aladı?	A kite.* [ə 'kaɪt] Pátpelek.
Who can swim?* ['hu: kæn 'swɪm] Kim júze aladı?	Jasur.* [dʒʌ'sʊr] Jasur.

fly [flaɪ] ushiw

run [rʌn] juwiriw

jump [dʒʌmp] sekiriw

right [raɪt] oń

hand [hænd] qol

go [gəʊ] júriw

nose [nəʊz] murın

head [hed] bas

eye [aɪ] kóz

mouth [maʊθ] awız

left [left] shep

leg [leg] ayaq

climb [klaɪm] órmelep shıǵıw

swim [swɪm] júziw

Unit 7 Seasons

Questions (Sorawlar)	Answers (Juwaplar)
Is it summer? [ɪz it 'sʌmə] Jaz máwsimi me?	Yes.(Yes, it is.)/No. (No, it isn't.) [jes. ('jes it 'ɪz) / nəʊ. ('nəʊ it 'ɪznt)] Awa (jaz máwsimi). / Yaq (jaz máwsimi emes).
Why do you like spring?* ['waɪ du: ju: 'laɪk 'sprɪŋ] Ne ushin báhárdi unatasız?	It's warm.* [ɪts 'wɔ:m] Sebebi kún jilli boladi.
What colour is winter? ['wɒt 'kʌləz ɪz 'wɪntə] Qıstırñ reñi qanday?	White. [waɪt] Aq (reñ).
Is it hot? [ɪz it 'hɒt] Hawa ıssı ma?	Yes. (Yes, it is.)/No. (No, it isn't.) [jes. ('jes it 'ɪz) / nəʊ. ('nəʊ it 'ɪznt)] Awa (ıssı). / Yaq (ıssı emes).




winter

['wɪntə] qıs

spring

['sprɪŋ] báhár



autumn

['ɔ:təm] gúz

summer

['sʌmə] jaz

cold

[kəʊld] suwıq

warm

['wɔ:m] jilli

hot

[hɒt] ıssı

cool

[ku:l] salqın

stand up ['stænd 'ʌp]

turiw

sit down ['sɪt 'daʊn]

otırıw

New ear [nju: 'jɪə]

Jańa jil

New ear tree [nju: 'jɪə 'tri:]

jańa jil yolkası

snowman ['snəʊmən]

qarbaba

Father Frost [fɑ:ðə 'frɒst]

Qarbaba

Unit 8 The orld around us

Questions (Sorawlar)	Answers (Juwaplar)
What's the weather? ['wɒts ðə 'weðə] Hawa rayı qanday?	It's sunny. [ɪts 'sʌni] Hawa ashıq.
Can you skate?* [kən ju: 'skeɪt] Siz konkide usha alasız ba?	Yes./No.* [jes / nəʊ] Awa./Yaq.
Is it sunny? [ɪz it 'sʌni] Kún quyashlı ma?	Yes. (Yes, it is.)/No. (No, it isn't.) [jes. ('jes it 'ɪz) / nəʊ. ('nəʊ it 'ɪznt)] Awa (quyashlı)./Yaq (quyashlı emes).



cloudy

['klaʊdi] bultlı



rainy

['reɪni] jawınlı



hockey

['hɒki] xokkey

fly a kite ['flaɪ ə 'kaɪt]

pátpelek ushırıw



snowy

['snəʊi] qarlı



sunny

['sʌni] quyashlı



skate [skeɪt] konkide ushırıw



football ['fʊtbɔ:l] futbol

jump


a rope

['dʒʌmp ə 'rəʊp] jıpte sekırıw

Unit 9 Domestic animals

Questions (Sorawlar)	Answers (Juwaplar)
What's this? ['wɒts ðɪs] Bul ne?	It's a rabbit. [ɪts ə 'ræbɪt] Bul qoyan.
What colour is the sheep? ['wɒt 'kʌləɪz ðə 'ʃi:p] Qoydın reñi qanday?	It's brown. [ɪts 'braʊn] Onıñ reñi qoñır.


domestic animals [də'mestɪk 'æniməlz] úy haywanları



Unit 10 Wild animals

Questions (Sorawlar)	Answers (Juwaplar)
What can you do?* ['wɒt kən ju: 'du:] Siz ne isley alasız?	I can run.* [aɪ kən 'rʌn] Men juwıra alaman
Can you jump?* [kən ju: 'dʒʌmp] Siz sekire alasız ba?	Yes./No.* [jes / nəʊ] Awa./Yaq.
What colour is the crocodile?* ['wɒt 'kʌləɪz ðə 'krɒkədəɪl] Krokodıldın reñi qanday?	It's green.* [ɪts 'grɪ:n] Onıñ reñi jasıl.










wild animals ['waɪld 'æniməlz] jabayı haywanlar



Unit 11 Vegetables

Questions (Sorawlar)	Answers (Juwaplar)
Is it a cucumber? [ɪz ɪt ə 'kju:kʌmbə] Bul qiyar ma?	Yes. (Yes, it is.)/No. (No, it isn't.) [jes. ('jes ɪt 'ɪz) / nəʊ. ('nəʊ ɪt 'ɪznt)] Awa (qiyar)./Yaq (qiyar emes).
What's this? ['wɒts ðɪs] Bul ne?	It's a carrot. [ɪts ə 'kærət] Bul geshir.











vegetables [ˈvedʒtəbləz] palız eginleri

 potato [pə'teɪtəʊ] kartoshka	 cabbage ['kæbɪdʒ] kapusta	 tomato [tə'mɑ:təʊ] pomidor	 carrot ['kærət] geshir
 eggplant ['egplɑ:nt] baklajan	 onion ['ʌnjən] piyaz	 cucumber ['kju:kʌmbə] qiyar	 pepper ['pepə] burish
 pumpkin ['rʌmpkɪn] asqabaq	11 eleven [ɪ'velɪn] on bir	30 thirty ['θɜ:ti] otiz	
	12 twelve ['twelv] on eki	40 forty ['fɔ:ti] qırq	
	20 twenty ['twenti] jigirma	50 fifty ['fɪfti] eliw	

Unit 12 Fruit

Questions (Sorawlar)	Answers (Juwaplar)
Is it fruit? [ɪz ɪt 'fru:t] Bul miywe me?	Yes. (Yes, it is.)/No. (No, it isn't.) [jes. ('jes ɪt 'ɪz) / nəʊ. ('nəʊ ɪt 'ɪznt)] Awa (miywe)./Yaq (miywe emes).
What's this? ['wɒts ðɪs] Bul ne?	It's a banana. [ɪts ə bə'nɑ:nə] Bul banan.

fruit [fru:t] miyweler

 peach [pi:tʃ] shabdal	 apple ['æpl] alma	 grapes ['greɪps] jüzim	 strawberry ['strɔ:bəri] qulpınay	 cherry ['tʃeri] shiye
 banana [bə'nɑ:nə] banan	 pear [peə] almurt	 orange ['ɒrɪndʒ] apelsin	 apricot ['eɪprɪkɒt] erik	
 watermelon ['wɔ:tə,melən] ğarbız	13 thirteen [θɜ:'ti:n] on úsh	17 seventeen [ˌsevnti:n] on jeti		
	14 fourteen [ˌfɔ:ti:n] on tórt	18 eighteen [eɪ'ti:n] on segiz		
	15 fifteen [ˌfɪfti:n] on bes	19 nineteen [ˌnaɪnti:n] on toğız		
	16 sixteen [ˌsɪks'ti:n] on alti	20 twenty ['twenti] jigirma		

Unit 13 Things we can do

Questions (Sorawlar)	Answers (Juwaplar)
Can you draw? [kən ju: 'drɔ:] Siz súwret siza alasız ba?	Yes./No. [jes / nəʊ] Awa./Yaq.
Can you count? [kən ju: 'kaʊnt] Siz sanay alasız ba?	Yes./No. [jes / nəʊ] Awa./Yaq.
Do you like spring? [du: ju: 'laɪk 'sprɪŋ] Siz báhárdi unatasız ba?	Yes. (Yes, I do.)/No. (No, I dońt.) [jes. (jes aɪ 'du:) / nəʊ. (nəʊ aɪ 'dəʊnt)] Awa (unaydı). /Yaq (unamaydı).



rainbow [ˈreɪnbəʊ] raduga

see [si:] kóriw
draw [drɔ:] sızıw
count [kaʊnt] sanaw
like [laɪk] unatıw

flower [ˈflaʊə] gúl

Unit 14 Fairy orld

Questions (Sorawlar)	Answers (Juwaplar)
Do you like fairy tales? [du: ju: 'laɪk 'feəri teɪlz] Siz erteklerdi unatasız ba?	Yes. (Yes, I do.)/No. (No, I dońt.) [jes. (jes aɪ 'du:) / nəʊ. (nəʊ aɪ 'dəʊnt)] Awa (unaydı)./ Yaq (unamaydı).
Is she good? (bad) [ɪz ʃi: 'ɡʊd / bæd] Ol jaqsı ma (jaman ba)?	Yes. (Yes, she is.)/No. (No, she is not.) [jes. (jes ʃi: 'ɪz / nəʊ. (nəʊ ʃi: 'ɪznt)] Awa (awa, jaqsı (jaman))/Yaq (yaq, jaqsı emes (jaman)).
Is it big? [ɪz ɪt 'bɪɡ] Ol úlken be?	Yes. (Yes, it is.)/No. (No, it is not.) [jes. (jes ɪt 'ɪz / nəʊ. (nəʊ ɪt 'ɪznt)] Awa (awa. úlken)./Yaq (yaq, úlken emes).



magic wand
[ˌmædʒɪk 'wɒnd]
sıyqırılı tayaqsha

magic lamp
[ˌmædʒɪk 'læmp]
sıyqırılı shıra



good [ɡʊd] jaqsı
bad [bæd] jaman
big [bɪɡ] úlken

short [ʃɔ:t] kelte
long [lɒŋ] uzın
tail [teɪl] quyırq