

Kids' English ①

O'zbekistan Respublikasi' Xali'q bilimlendiriw ministrliqi
ta'repinen tasti'yi'qlang'an

Qayta islengen to'rtinshi basi'li'm



TASHKENT
«O'ZBEKISTON»
2016

UO'K: 811.111(075)
+ 811.111(072)
KBK 81.2Ingl
K 40

**Avtorlar: M. Irisqulov, S. Xan, L. Kamalova, L. Jurayev,
K. Inogamova, N. Hakimxodjayev, O. Kartavsova,
D. Yusupova, M. Qayumova**

Avtorlar bul woqi'w-metodikali'q toplanini' jarati'li'wi'nda ko'rsetken qali's ja'rdeMLeri ha'm bergen bahali' ma'sla'ha'tleri ushi'n Britaniya Ken'esi direktori' S. Maknaltige ha'm de RBO shet tiller bo'limi inglIs tili bas metodistlerine wo'z minnetdarshi'li'qlari'n bildiredi.

Woqi'w-metodikali'q toplanidi' si'nawdan wo'tkeriwde qatnasqan respublikami'zdi'n' barli'q mektep mug'allimlerine ha'm woqi'wshi'lari'na ha'm de bul toplan boyi'nsha 1-klass mug'allimlerin tayarlawda qatnasqan trenerlerge, sonday-aq, Ulli' Britaniya Norvidj til u'yretiw instituti' akademiyasi' direktori' Rod Bolaytog'a, IATEFL wa'kili Les Kirkxemge, Britaniya Ken'esi joybar bas menedjeri Natalya Sarikovag'a ha'm de basqa pikir bildiriwshilerge wo'z aldi'na minnetdarshi'li'q bildiredi.

Bul woqi'w-metodikali'q toplan 1-klass woqi'wshi'lari'na mug'allim ha'm ata-analar keyninen tekstti ta'kirarlaw, woyi'nlardi' qollani'w ha'm su'wretlerdi boyaw ja'rdeMinde inglIs tilin woqi'ti'wg'a arnalg'an. Bul toplan woqi'w ha'm jazi'wdi' u'yretiwdi na'zerde tutpaydi'.

Arnawli' redaktor:

Bo'ribay Shaniyazov — filologiya ilimlerinin' kandidati', NMPI ag'a woqi'ti'wshi'si'.

K 40 Kids' English: woqi'wli'q basi'li'm. Class 1/A. Irisqulov [ha'm basqalar]. – Tashkent: «O'zbekiston», 2016. – 104 b.
1. Irisqulov A.

ISBN 978-9943-28-025-0

**UO'K: 811.111(075)
+811.111(072)
KBK 81.2Ingl**

O'quv nashri

**Muhamadavas Irisqulov, Svetlana Xan, Lyudmila Kamalova, Lutfullo Jo'rayev, Klara Inogamova,
Nodir Hakimxodjayev, Olga Kartavsova, Dilrabo Yusupova, Munavvar Qayumova**

Kids' English 1

Qayta ishlangan to'rtinchi nashri

Umumiy o'rta ta'lim maktablarining 1-sinfi uchun darslik

(Qoraqalpoq tilida)

Xudojnikler: *I. Xolxo'jayev, F. Iskandarov, R. Zufarov, S. Abdumo'minova, V. Xalilova,
G. Shoabdurahimova, M. Vorobyova;*

Awdarmashi': *A. Saparova*

Ko'rk. redaktor: *Sh. Xujayev*

Redaktorlar: *I. Serjanov, K. Inaganova*

Tex. redaktorlar: *T. Xaritonova, Z. Allamuratov*

Operatorlar: *A. Sulaymonov, A. Begdullaeva*

Baspa licenziyasi' AI № 158, 14.08.2009.

Basi'wg'a ruqsat yetilgen waqti' 01. 06. 2016-ji'l. Formati' 60x90^{1/8}.

Ofset qag'azi'. «Arial» garniturasida ofset usi'li'nda basi'ldi'. Sha'rtli baspa tabaq 13,0.

Yesap baspa tabaq 16,47. Nusqasi' 13134 dana. Buyi'rtpa № 16-204.

«Bilim» baspasi', 230103. No'kis qalasi'. Qaraqalpaqstan, 9

O'zbekistan Baspaso'z ha'm xabar agentliginin'

«O'zbekiston» baspa-poligrafiyali'q do'retiwshilik u'yi.

100011, Tashkent, Nawayi' ko'shesi, 30.

Telefon: (371) 244-87-55, 244-87-20. Faks: (371) 244-37-81, 244-38-10.

e-mail: uzbekistan@iptd-uzbekistan.uz, www.iptd-uzbekistan.uz

Respublikali'q maqsetli kitap qori' qarji'lari' yesabi'nan basi'p shi'g'ari'ldi'.

ISBN 978-9943-02-025-0

© M. Irisqulov ha'm basqalar, 2016

© «O'ZBEKISTON» BPDU', 2016

Qaraqalpaqshag'a awdarma

© «Bilim» baspasi', 2016

A'ziz mug'allimler ha'm ata-analar!

Kids' English woqi'w-metodikali'q toplami' sizin' itibari'n'i'zg'a usi'ni'lmaqta!

Bul woqi'w-metodikali'q toplan O'zbekistan Respublikasi' Prezidentinin' 2012-ji'l 10-dekabrdegi «Shet tillerin u'yreniw sistemasi'n ja'ne de jetilistiriw is-ilajlari' haqqi'nda»g'i' PQ-1875-sanli' qarari'nda belgilengen talaplar ha'm wazi'ypalardan kelip shi'qqan halda woqi'wshi'larg'a a'lipbeni u'yretpey turi'p inglil tilin u'yretiw yen' zamanago'y, yen' aldi'ng'i' pedagogikali'q texnologiyalar ha'm de metodlar principi tiykari'nda jarati'ldi'. Usi' wori'nda hu'kimetimiz ta'repinen alg'a ilgerilep ati'rg'an, a'lipbeni u'yretpegen halda inglil tilin pu'tin bir kurs dawami'nda u'yretiw usi'li' ja'ha'n a'meliyati'nda buri'n ko'rilmegen jan'a bir usi'l yekenligin ayri'qsha bildirip wo'tiwimiz wori'nli'.

Woqi'w-metodikali'q toplan Sabaqli'q, Multimedia qosi'mshasi' ha'm de Mug'allim ushi'n metodikali'q qollanbalardan ibarat boli'p, wolar bir pu'tin halda 1-klasqa yendi g'ana qa'dem qoyg'an kishkene balajanlardi'n' inglil tilinde da'slepki sabaq ali'wlari'na u'lken ja'rdem beretug'i'n ko'p g'ana qi'zi'qli' ha'm a'jayi'p shi'ni'g'i'wlar, woyi'nlar, qosi'q qatarlari', qosi'qlar ha'm tag'i' basqalardi' wo'z ishine alg'an. Wolardi' balajanlari'mi'zg'a maqsetke muwapi'q tu'rde jetkerip beriwde, a'lbeste, siz a'ziz ustazlar ha'm hu'rmetli ata-analardi'n' u'lesi ko'p.

Perzentlerimiz inglil tili du'nyasi'na qi'zi'qli' sayaxatti' baslamaqta. Bul sayaxat qi'zi'qli', tu'sinikli ha'm a'wmetli boli'wi' ushi'n wolarg'a sizin' ja'rdemin'iz kerek boladi'. Ha'rbir sabaqtan keyin wo'tilgen sabaqlardi' bekkemlew ushi'n u'yge tapsi'rmalar beriledi. Perzentin'izge sabaqta wo'tilgen temalardi' wori'nlawi'na ha'm yeste saqlawi'na ja'rdem berin'. Yeger wol wo'tilgen temadag'i' so'zlerdi ha'm ga'plardi yesley almasa, qa'weterge tu'spen'. Wolardi' keyingi ret ayti'p beriwi mu'mkin. Barli'q so'zler ha'm ga'pler keyingi sabaqta ta'kirarlanadi' ha'm perzentin'iz waqi'tti'n' wo'tiwi menen wolardi' yeslep qaladi'. Yen' tiykarg'i'si', buni'n ushi'n ha'mmemizge ti'ri'sqaqli'q ha'm sabi'r-taqat kerek boladi'.

1-klass dawami'nda woqi'w ha'm jazi'wsi'z inglil tilin u'yretiw usi'li' yelimiz, qalaberse, pu'tkil du'nya til woqi'ti'w tariyxi'nda jan'ali'q bolg'anli'g'i' sebepli, wonda ayi'ri'm kemshiliklerdin' bar boli'wi' ta'biyiy. Sol sebepli woqi'w-metodikali'q toplan boyi'nsha bildiretug'i'n pikirlerin'iz biz avtorlar ushi'n a'hmiyetli.

Woqi'w-metodikali'q toplan balajanlardi' zeriktirip qoymaydi', kerisinshe, inglil tilin u'yreniwge i'qlasi'n woyati'w menen bir qatarda u'lken quwani'sh ta bag'i'shlaydi', degen u'mittemiz.

Avtorlar

Sha'rtli belgiler:



— ti'n'lap tu'siniw yamasa video shi'ni'g'i'wlari'n wori'nlaw;



— woyi'n tu'rindagi shi'ni'g'i'wlardi' wori'nlaw;



— ku'shli woqi'wshi'lar yamasa klaslar ushi'n qosi'msha tapsi'rma;



— woqi'wshi'lardi' ha'reketlendiriwge arnalg'an fizikali'q shi'ni'g'i'wlar;




— tiykari'nan, u'yde su'wretlerdi si'zi'w, boyaw ha'm t.b.lar ushi'n arnalg'an tapsi'rmalar.

Unit 1 Greetings

Lesson 1 Hello. My name's Zumrad.

1  Listen and repeat.



2  Listen and sing.

3a  Look and repeat.



3b Listen and say.

4  Play "Ask and answer".

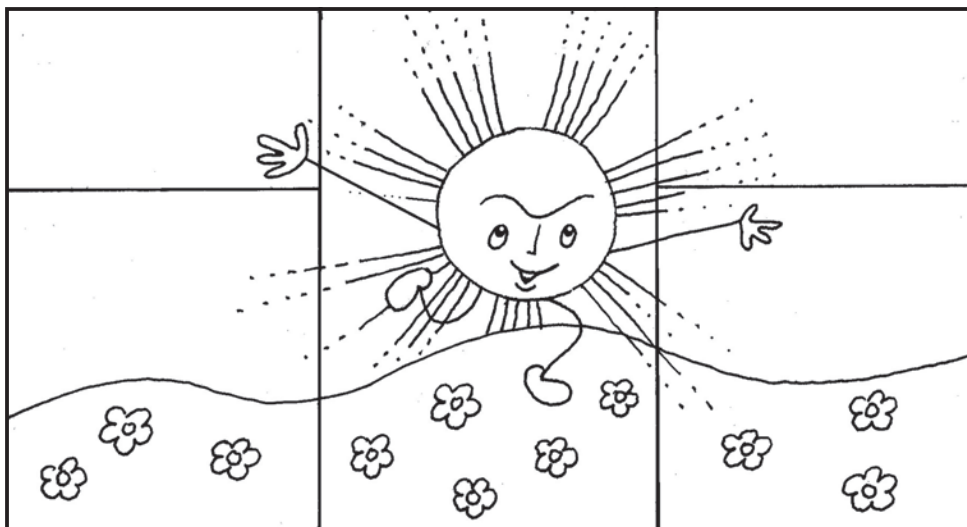
5  Listen and sing.

Unit 1 Greetings


Lesson 1 Hello. My name's Zumrad.

Ata-analar ushi'n

1-u'yge tapsi'rma: Perzentin'izden tan'ni'n' su'wretin boyawdi' wori'nlawi'n, «Good morning» (Qayi'rli' tan') dep ayti'wi'n soran'. Yeger perzentin'iz bul sa'lemlesiwdi yeslep qalmasa, buni'n' zi'yani' joq. Bul sa'lemlesiw to'rt sabaq dawami'nda qosi'q qatari'nda ta'kirarlanadi', perzentin'izde woni' yadlap ali'w ushi'n jeterli imkaniyat boladi'.



2-u'yge tapsi'rma. Perzentin'izdin' wo'zinin' su'wretin si'zi'wi'na ja'rdem berin'. Yeger perzentin'iz su'wret si'zi'wdi' unatpasa, wol su'wret si'zi'wdi'n' worni'na wo'zinin' fotosu'wretin jelimlep qoyi'wi' mu'mkin. Perzentin'izge «Sa'lem. Menin' ati'm...» (Hello. My name's...) dep inglis tilinde ayti'wg'a ja'rdem berin'.



Yeskertiw: Su'wretler aralasi'p ketpewi ushi'n barli'q u'yge berilgen su'wretler ren'li qa'lemler menen boyalsa, maqsetke muwapi'q boladi'.

Unit 1 Greetings

Lesson 2 How are you?

1  Listen and repeat.

2 Listen and repeat.

3  Play "Ask and answer".



4   Watch and do.

5 Listen and repeat.

6  Watch and repeat.



Unit 1 Greetings

Lesson 2 How are you?

Ata-analar ushi'n



U'yge tapsi'rma: Perzentin'izge su'wretti boyawda ja'rdem berin'. Adamlar bir-biri menen sa'lemleskende ha'm de hal-awhal sorasqanda qanday ga'plerdi paydalani'wi'n yeslerine tu'siriwge ja'rdem berin'. «How are you?» (Qalaysi'z? / Awhali'n'i'z jaqsi' ma?) sorawi'na juwap beriwin soran'.

OK. / Good. / Great. / So-so. (Jaqsi'. / Men jaqsi'man. /Zor. /Boladi'.) juwaplari'n ayti'wi'na qol ha'reketlerin'iz benen ja'rdem berin'.



How are you?

OK.



Unit 1 Greetings

Lesson 3 Where are you from?

1  Listen and sing.

2  Play “Ask and answer”.

3  Look and do.

4  Look, listen and repeat.

5  Look, listen and guess.

6  Play “Ask and answer”.



I'm from Tashkent.

I'm from London.



7   Play “What's your name?”


Ata-analar ushi'n

1-u'yge tapsi'rma: Perzentin'izden 6-shi'ni'g'i'wdag'i' su'wretke qarawdi' ha'm «Where are you from?» (Qayerdensen'?) sorawi'n ha'm de «I'm from ...» (Men ... tenmen. /Men ... te jasadman.) juwabi'n yeslewin soran'.

2-u'yge tapsi'rma: 10-bette berilgen.

Unit 1 Greetings

Lesson 4 Let's play!


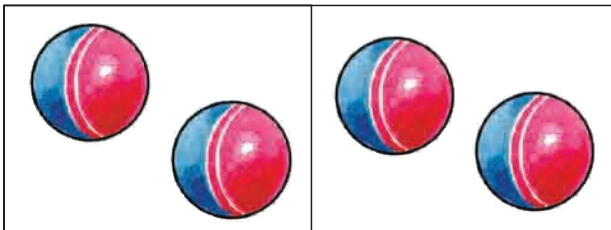

1  Listen and sing.

2  Play "Questions".

3  Play "Interview".

4   Play "Little frog".

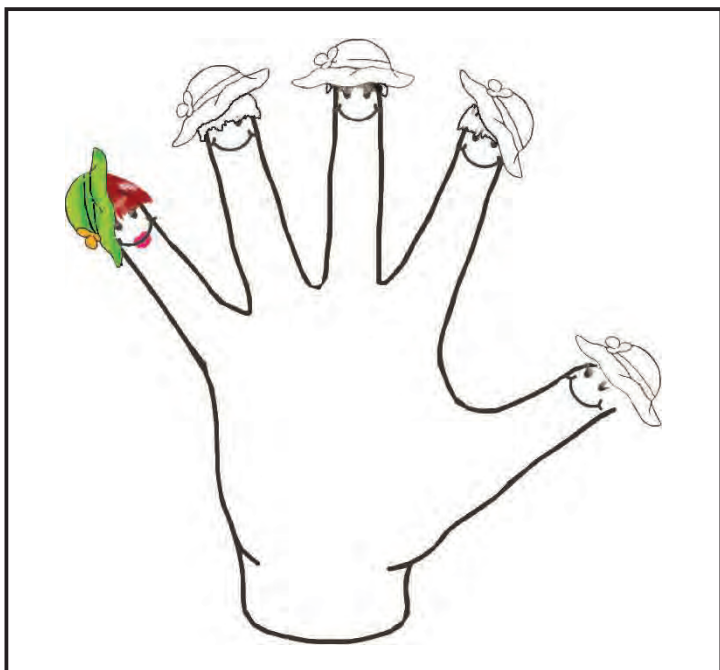
5  Play "Look and count".



6  Play "Guess the number".

Unit 1 Greetings

Lesson 3 Where are you from?



Ata-analar ushi'n

2-u'yg'e tapsi'rma: Perzentin'izden su'wretti boyawdi', barmaqlar ushi'n atama tabi'wdi' ha'm wolardi'n' ati'nan «*What's your name?*», «*My name's ...*» dep ayti'wdi' soran'.

Lesson 4 Let's play!

U'yg'e tapsi'rma: Perzentin'izge su'wrettegi zatlardi'n' sani'n sanawdi' ha'm de cifrlar menen su'wretlerdi birlestiriw kerek yekeligin ayti'n'. «Intervyu» ali'w woyi'ni' dawami'nda klasta berilgen sorawlardi' yeslewge ja'rдем berin'. Bul woyi'n dawami'nda woqi'w-shi'lar bir-birine to'mendegi sorawlardi' bergen:

Soraw: *What's your name? (Senin' ati'n' kim?)*

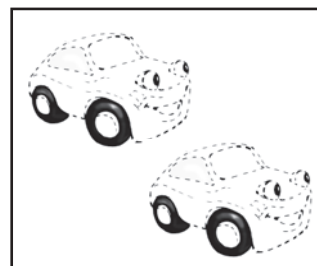
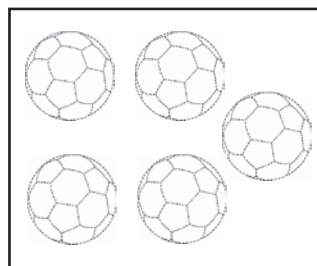

Juwap: *My name's ...*

Soraw: *Where are you from?*

Juwap: *I'm from ...*

Soraw: *How are you?*

Juwap: *OK / Good / Great / So-so.*



3

1

2

5

Unit 2 I'm in class 1.

Lesson 1 It's a pen.

1



Listen and repeat.

2



Play "Interview".

3

Look, listen and repeat.



4



Look and do.

5



Play "Yes./No."



6



Watch and play.

Unit 2 I'm in class 1.

Lesson 2 How old are you?

1



Listen and repeat.

2

Look and count.

3



Play "Ask and answer".


4



Play "Interview".

5

Look, listen and repeat.



6



Play "Is it a pen?"

7



Play "Ask and answer".

Unit 2 I'm in class 1.

Lesson 3 What's this?

1



Listen and sing.

2



Watch and play "Bingo".



3

Listen and repeat.

4



Look, listen and repeat.

This is a pen.

No, this is a book.

5



Look and play "This is a pen".



6



Play "What's this?"

Unit 2 I'm in class 1.

Lesson 4 Let's play!

1  Listen and sing.

2  Watch and do.



3a  Look, listen and repeat.

3b  Look, listen and play.

4  Play "What's this?"

5  Play "Cross the river".



Ata-analar ushi'n

Perzentin'izge aldi'n u'yrenilgen u'sh sabaqti' qayta ko'rip shi-g'i'wdi' ha'm 1-ta'kirarlaw saba-g'i'na tayarli'q ko'riw kerek yeken-ligin ayti'n'.


Yeskertiw: 1-ta'kirarlaw sabag'i' mug'allimler ushi'n metodikali'q qollanbada berilgen.

Unit 2 I'm in class 1.


Lesson 1 It's a pen.

Ata-analar ushi'n

1-u'yge tapsi'rma: Perzentin'izden cifrlardi' ta'rtip boyi'nsha si'zi'q penen baylani'sti'ri'wi'n soran' (Birinshi yeki cifr u'lgi ushi'n ko'rsetilgen). Wolar bul cifrlardi' yeslep ayti'wi' kerek: 1 — one, 2 — two, 3 — three, 4 — four, 5 — five.



2-u'yge tapsi'rma: Berilgen su'wretlerden woqi'w qurallari'n tabi'w di' ha'm wolardi' boyawdi' soran': a bag (sumka), a book (kitap), a copybook (da'pter), a pen (ruchka), a pencil (qa'lem). Boyaw waqti'nda bul woqi'w qurallari'n ingliz tilinde ayti'wi'n soran'.




Unit 2 I'm in class 1.

Lesson 2 How old are you?



Ata-analar ushi'n

1-u'yge tapsi'rma: Su'wrettegi tort ha'm shamlardi' boyawdi', son'i'nan wolardi' sanaw kerek yekenligin tu'sindirin'.



2-u'yge tapsi'rma: Bul tapsi'rmada ren'li qa'lemlerdi boyaw kerek yekenligin ha'm wolar inglis tilinde — *a crayon* dep ayti'li'wi'n tu'sindirin'.

Yeskertiw: Perzentlerin'izge keyingi sabaqta inglis tilindegi sesler u'stinde islewi ushi'n kishkene ayna berip jiberin'.

Lesson 3 What's this?

Ata-analar ushi'n

Perzentin'izge su'wretke di'qqat penen qaraw kerek yekenligin ayti'n'. Su'wretten woqi'w qurallari'n tabi'wdi' ha'm wolardi' inglis tilinde ayti'wdi' so-ran'. Ma'selen: *a copybook* (*da'pter*), *a pen* (*ruchka*), *a ruler* (*si'zg'i'sh*), *a book* (*kitap*) ha'm t.b. Bul woqi'w qurallari'n boyaw kerek yekenligin tu'sindirin'.



Unit 3 My family

Lesson 1 This is my mother.

1  Listen and repeat.

2 Look and listen.




3 Look and say.

4   Look and do.



5  Look, listen and repeat.


6  Look, listen and point.



7  Play "What's your name?"

Unit 3 My family

Lesson 2 I have a sister.

1  Listen and repeat.

2  Play "His name's ...".

3   Watch and do.

4a Look and say.

4b  Watch and repeat.



4c Show and say.



5  Listen and find.

6   Play "Is it pink?"

Unit 3 My family

Lesson 3 My sister is little.

1




Listen and sing.

2



Play "What's her name?"



3

Show and say.

4



Look, listen and repeat.



5



Watch and do.

6



Play "Find the colour".

7



Listen and sing.

Unit 3 My family

Lesson 4 Let's play!

1




Listen and sing.

2




Play "Funny race".



3



Play "My name's Jasur".



4



Sing a song.

Unit 3 My family


Lesson 1 This is my mother.

Ata-analar ushi'n




Perzentin'izge berilgen su'wretler negizinde qanday ko'riniste bolsa, sonday ren'de boyaw kerek yekenligin ayti'n'. Sonin' ushi'n perzentin'izden quyash, qurbaqa, a'tirgu'l, sho'je ha'm tawi'qti'n' ren'i qanday boli'wi' kerek yekenligin soran'.

Woni' qurbaqa ha'm sho'jenin' ati'nan «*This is my mother*» dep aytti'ri'n'.



Lesson 2 I have a sister.



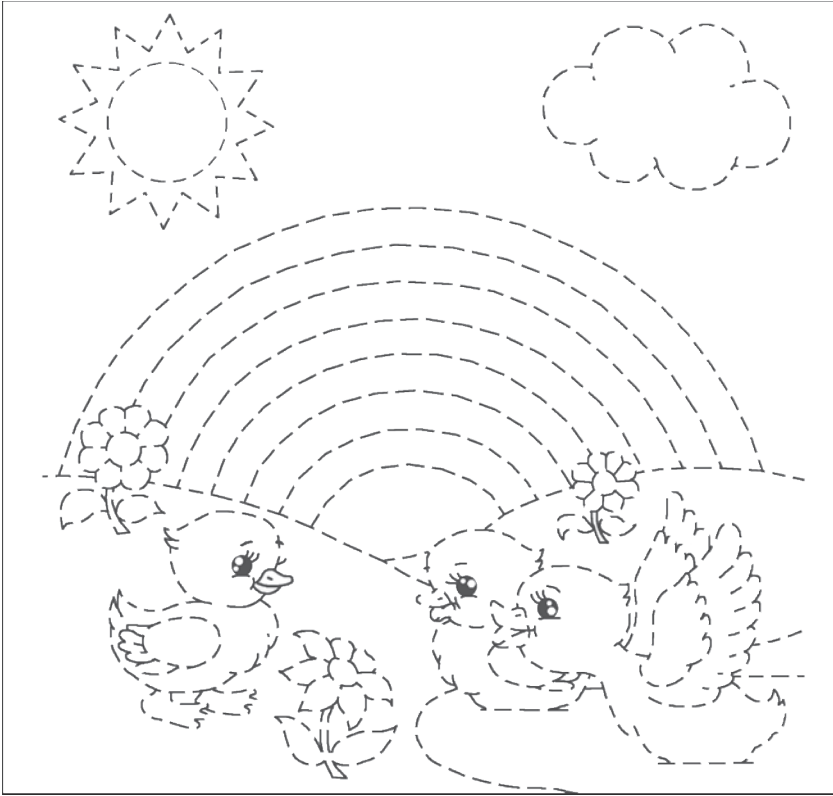
1-u'yg'e tapsi'rma: Perzentin'izden su'wretti boyawdi' ha'm aldi'ng'i' sabaqta qanday ren'lerdi u'yrenenligin yeslewdi soran' (*red, yellow, green, blue, pink*).

2-u'yg'e tapsi'rma: (Qosi'msha tapsi'rma) Qa'lewin'iz boyi'nsha woqi'wshi'lar shan'araq ag'zalarini'n' su'wretin wo'z aldi'na aq qag'azg'a si'zi'wi' mu'mkin. Perzentin'izden shan'araq haqqi'nda «*This is my father*» qosi'g'i'n qaytalap ayti'wi'n soran'.

This is my mother.
This is my father.
This is my brother tall.
This is my sister.
This is a baby.
How I love them all.

Unit 3 My family

Lesson 3 My sister is little.




Ata-analar ushi'n

Perzetin'izden su'wretti boyawdi' ha'm u'yrenge ren'lerin yeslewdi soran' (*red, yellow, green, blue, pink*). Raduga qanday ren'de yekenligin soran' ha'm woni' boyawda ja'rдем berin'.

Lesson 4 Let's play!

Ata-analar ushi'n

Perzentin'izden aldi'ng'i' sabaqlarda u'yrenilgen ren'lerdi yeslep (*red, yellow, green, blue, pink*), su'wretlerdi boyawdi' soran'.



Unit 4 My friend

Lesson 1 I'm a boy.

1  Listen and repeat.


2  Play "What's your name?".

3  Look and listen.

4  Look and do.

5 Look, point and say.

6  Look and point.



7  Look and say.

Unit 4 My friend

Lesson 2 I have a friend.

1



Listen and repeat.

2



Play "Ask and answer".




3



Look and say.

4

Look, listen and repeat.



5



Play "Run and take".

Unit 4 My friend

Lesson 3 He's seven.


1



Listen and sing.

2

Look and say.



3



Look and do.

4



Play "Colours".



5a



Look and say.

5b



Play "I have a friend".

Unit 4 My friend

Lesson 4 Let's play!

1




Listen and sing.

2



Look and play "English".



3



Play "Colours".



Ata-analar ushi'n

Perzentin'izge alding'i' u'yrenilgen u'sh sabaqti' qayta ko'rip shi'g'i'wdi' ha'm ta'kirarlaw sabag'i'na tayarli'q ko'riw kerek yekenligin ayti'n'.

Unit 4 My friend

Lesson 1 I'm a boy.




Ata-analar ushi'n

Perzentin'izge aldi'ng'i' sabaqlarda u'yrenilgen 7 ren'di yeslewdi (*red, yellow, green, blue, pink, black, brown*) ha'm usi' ren'lerden paydalani'p su'wretlerdi boyaw kerek yekenligin ayti'n'.

Lesson 2 I have a friend.

Ata-analar ushi'n

Perzentin'izge aldi'ng'i' sabaqlarda u'yrenilgen 9 ren'di yeslewdi (*red, yellow, green, blue, pink, black, brown, white, purple*) ha'm usi' ren'lerden paydalani'p su'wretlerdi boyaw kerek yekenligin ayti'n'.



Unit 4 My friend

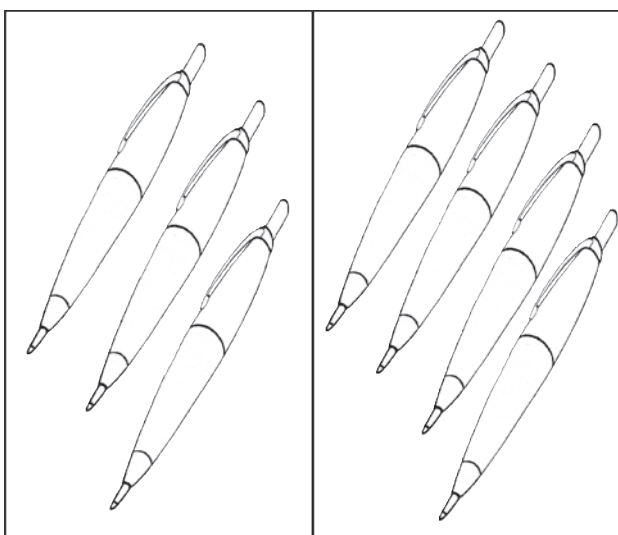
Lesson 3 He's seven.



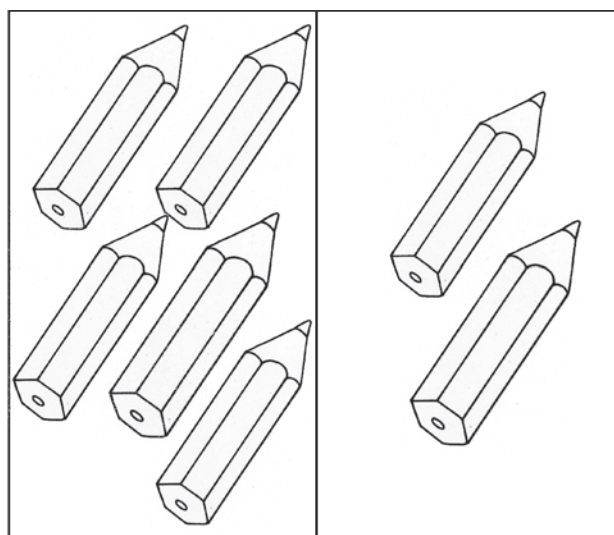
Ata-analar ushi'n

Perzentin'izden su'wretlerdegi zat ha'm buyi'mlardi' sanawdi' ha'm de wolardi'n' sani'ni'n' neshew yekenligin soran'.


Aldi'ng'i' sabaqlarda u'yrenilgen ren'lerdi yeske tu'siriwdi (*red, yellow, green, blue, pink, black, brown, white, purple, orange, grey*) ha'm usi' ren'lerden paydalani'p su'wretlerdi boyaw kerek yekenligin ayti'n'.



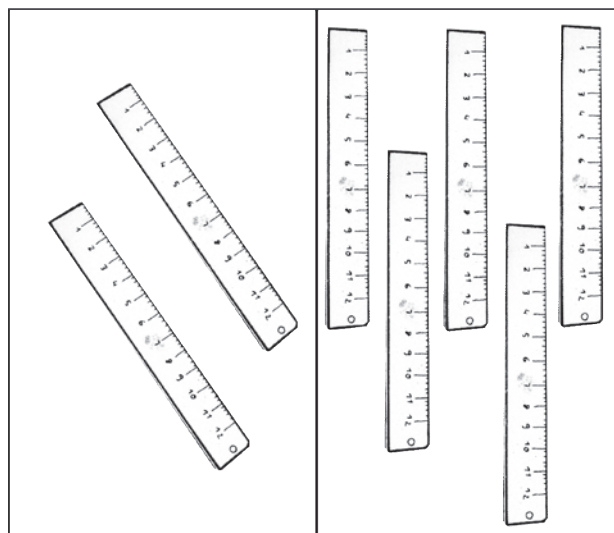
$$3+4=7$$



$$5+2=$$



$$4+3=$$



$$2+5=$$

Revision 2

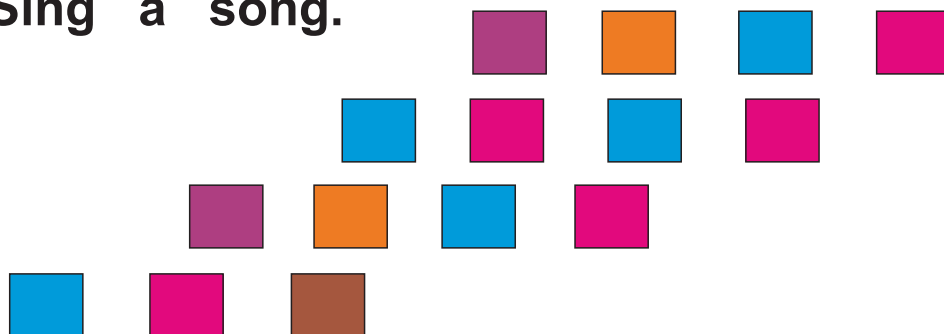
1 Play "Hot seat".

2  Play "Listen and say".

3 Look, listen and tick.



4 Sing a song.



5   Play "Look, find and show".

Unit 5 Toys and colours

Lesson 1 I have a ball.

1




Listen and say.

2





Play "Red, yellow and green".



3



Play "What's this?"



4



Look, listen and do.

5



Play "1, 2. Go!"

6



Play "I have a ball".

7



Ask and answer.



Unit 5 Toys and colours

Lesson 2 It's purple.

1



Listen and sing.



2



Play "I have a balloon".



3



Watch and do.

4



Play "This is a plane".

5



Look and colour.

Unit 5 Toys and colours

Lesson 3 I like it.

1



Listen and sing.


2

Look, listen and say.

3



Play "Run and say colours".



4



Listen and repeat.

5




Play "I like it".

6





Play "Champion".



Unit 5 Toys and colours

Lesson 4 Let's play!

1  Listen and sing. 2  Play "Champion".


3  Look and do. 4  Play "I like it!".



5  Play "1, 2, 3 ...?"

Unit 5 Toys and colours

Lesson 1 I have a ball.



Ata-analar ushi'n

Perzentin'izge su'wretti boyaw kerek yekenligin ayti'n'. Samolyot ha'm top inglil tilinde qanday ayti'li'wi'n soran' (a plane, a ball).

Lesson 2 It's purple.

Ata-analar ushi'n

Perzentin'izge woyi'nshiq'lardi' boyaw kerek yekenligin ayti'n'. Su'wretlerdegi woyi'nshiq'lardi'n' inglil tilinde qanday ayti'li'wi'n soran'. A kite (pa'tpelek), a ball (top), a balloon (shar), a doll (quwi'rshaq), a plane (samolyot), a car (mashina), a train (poyezd), a Teddy bear (jumsaq woyi'nshiq' ayi'w).



Unit 5 Toys and colours

Lesson 3 I like it.



Ata-analar ushi'n


1-u'yge tapsi'rma. Perzentin'izge sharlardi' uslap turg'an qi'zdi'n' su'wretin ha'm sharlardi' boyaw kerrek yekenligin ayti'n'. Ren'lerdin' inglis tilinde qanday ayti'li'wi'n soran'.

2-u'yge tapsi'rma. Perzentin'izge keyingi sabaq ushi'n jaqsi' ko'rgen (kishkene wo'lshemdegi) woyi'nshi'qlari'nan birin berip jiberin'.

Lesson 4 Let's play!

Ata-analar ushi'n

Perzentin'izden balalardi'n' woyi'nshi'qlari'n si'zi'p ko'rsetiw arqali' tabi'wdi' soran'. Birinshi yeki si'zi'q u'lgı ushi'n berilgen. Ul balada ushi'ratug'i'n pa'tpelek, qi'z balada bolsa top. Ayi'ri'm woyi'nshi'qlardi' qi'z bala da, ul bala da woynawi' mu'mkin yekenligin ayti'n'. Ma'selen, topti' qi'z bala da, ul bala da woynawi' mu'mkin.



Unit 6 Parts of the body

Lesson 1 Touch your nose.

1

Listen and repeat.



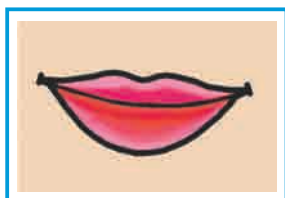
2

Look, listen and say.


2



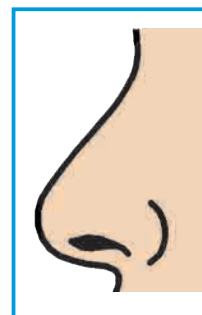
3



1



5




3

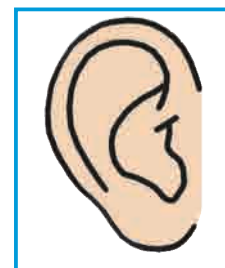


Play "Touch your nose".

4



6



4



Look and do.

Unit 6 Parts of the body

Lesson 2 Left hand, right hand.

1



Listen and sing.


2

Look, listen and do.

3



Play "Draw a robot".



4



Look and do.

5



Look, listen and do.

6



Ask and answer.



Unit 6 Parts of the body

Lesson 3 Robot, jump!

1



Listen and sing.

2



Play "I am a robot".

3


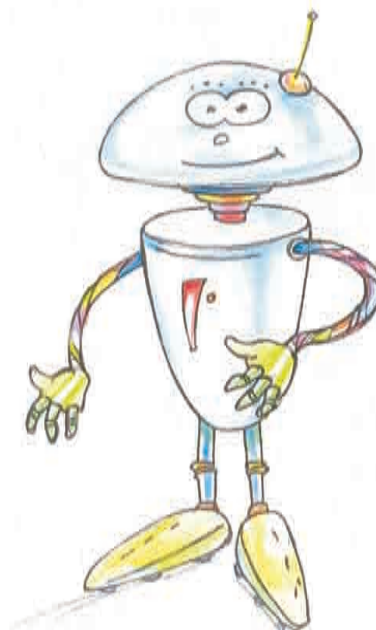


Look, listen and say.

4



Play "Go, jump ...".



5



Play "Head, nose ...".

Unit 6 Parts of the body

Lesson 4 Let's play!

1



Listen and sing.

2



Play "Please".

3



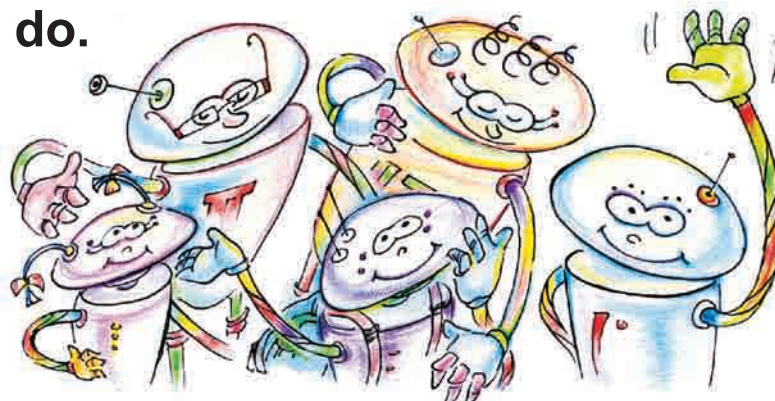
Play "Crayon. Robot, run!"



4



Look, listen and do.



5



Look and say.

Ata-analar ushi'n

Perzentin'izge aldi'ng'i' u'yrenilgen u'sh sabaqti' qayta ko'rip shi'g'i'wdi' ha'm ta'kirarlaw sabag'i'na tayarli'q ko'riw kerek yekenligin ayti'n'.


Unit 6 Parts of the body

Lesson 1 Touch your nose.



Ata-analar ushi'n

Perzentin'izge robotti'n' bas bo'leginde tu'sirilip qaldi'ri'lg'an ag'zalari'n si'zi'w kerek yekenligin ayti'n'. Robotti' boyaw waqti'nda basti'n' ag'zalari'n inglil tilinde ayti'wdi' soran': *head (bas), eye (ko'z), nose (muri'n), ear (qulaq), mouth (awi'z), hair (shash).*




Unit 6 Parts of the body

Lesson 2 Left hand, right hand.


Ata-analar ushi'n

Perzentin'izden robotti'n' bas bo'leginde tu'sirilib qaldi'ri'lg'an ag'zalari'n si'zi'wdi' soran' (robotti'n' wo'zi ko'rsetip tur). Robotlardi' boyaw waqti'nda basti'n' ag'zalari'n ingliz tilinde ayti'w kerekligin ayti'n': eye (ko'z), nose (muri'n), ear (qulaq), hair (shash).



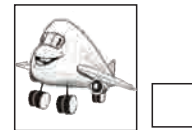
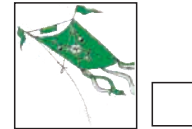
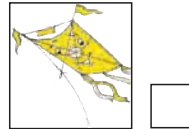



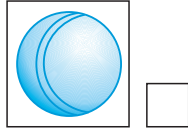
Lesson 3 Robot, jump!

Perzetin'izge robotlardi' boyaw kerek yekenligin ayti'n' ha'm sabaqta u'yrenilgen buyri'qlardi' yeslewdi soran': Robot, fly! (Robot, ush!) Robot, go! (Robot, ju'r!), Robot, jump! (Robot, sekir!)



Revision 3

1 Look, listen and tick.





2 Look and draw a line.

9






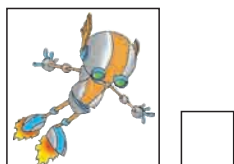
2

3

5



3 Look, listen and tick.



4 Look and say.

Unit 7 Seasons

Lesson 1 Winter is white.

1




Listen and say.

2



Look, listen and say.



3



Play "Sleep!"

4



Play "It's winter".



5



Play "What season is it?"

Unit 7 Seasons

Lesson 2 What colour is winter?

1



Listen and sing.

2



Play "What colour is spring?"



3



Look and do.

4



Look, listen and say.



5



Play "Ask and answer."

Unit 7 Seasons



Lesson 3 It's warm.

1 Listen and repeat.


2 Look and say.

3  Look and do.

4 Play "What season is it?"



5  Play "Cold. Warm. Hot!".



Unit 7 Seasons

Lesson 4 Let's play!

1 Listen and say.

2   Play "Autumn + yellow".



3   Play "Look and guess".




4  Play "Look, choose and say".

Ata-analar ushi'n

Perzentin'izge aldi'ng'i' u'yrenilgen u'sh sabaqti' qayta ko'rip shi'g'i'wdi' ha'm ta'kirarlaw sabag'i'na tayarli'q ko'riw kerek yekenligin ayti'n'.

Unit 7 Seasons

Lesson 1 Winter is white.




Ata-analar ushi'n

Perzentin'izden aldi'ng'i sabaqlarg'a qarap, inglil tilinde ji'l ma'wsimleri qanday ayti'li'wi'n yeslewdi soran': *winter (qi's)*, *spring (ba'ha'r)*, *summer (jaz)*, *autumn (gu'z)*. Perzentin'iz wo'zi unatqan ma'wsimin tan'lap, sol su'wretti boyawi' kerek yekenligin ayti'n'. «It's...».

Lesson 2 What colour is winter?

Ata-analar ushi'n

Perzentin'izden su'wretke qarawdi' ha'm bul qaysi' ma'wsim yekenligin soran': *winter (qi's)*. Su'wretlerdi boyaw kerek yekenligin ayti'n'.



Unit 7 Seasons

Lesson 3 It's warm.

Ata-analar ushi'n

Perzentin'izden aldi'ng'i' sabaqlarg'a qarap, to'mendegi so'zlerdin' inglis tilinde qanday ayti'li'wi'n soran':


Suwi'q. (It is cold.)

Ji'lli'. (It is warm.)

I'ssi'. (It is hot.)

Salqi'n. (It is cool.)





Su'wretti boyawdi' ha'm «It's warm» (ji'lli') dep inglis tilinde ayti'wdi' soran'.



Revision 4

1 Answer the questions.

2 Look and match.



3 Look and tick.

1					
2					
3					
4					

4 Play "Miming".

Unit 8 The world around us

Lesson 1 What's the weather?

1



Listen and repeat.

2



Look, listen and say.



3



Play "It's sunny today".

4



Look and do.



5



Play "It's winter. It's snowy".


Unit 8 The world around us


Lesson 2 I can ski.

1  Listen and repeat.

2  Play "It's cold".

3   Look and do.

4  Look, listen and say.



5  Play "I can skate".



Unit 8 The world around us

Lesson 3 I can fly a kite.

1



Listen and sing.

2a



Look, listen and say.



2b



Play "Fly a kite".



3



Look, listen and do.

4



Play "It's summer. I can swim".

Unit 8 The world around us

Lesson 4 Let's play

1  Look and guess.

2  Play "What season is it?".

3  Play "Doctor".




4  Play "Ski. Take a card".



Unit 8 The world around us

Lesson 1 What's the weather?



Ata-analar ushi'n

Perzentin'izden aldi'ng'i' sabaqqa qarap, to'mendegi so'zler inglil tilinde qanday ayti'li'wi'n soran':

Quyashli'ku'n. (It's sunny.)

Qarli'ku'n. (It's snowy.)

Bultli'ku'n. (It's cloudy.)

Samalli'ku'n. (It's windy.)

Su'wretlerdi boyawdi' ha'm — *It's sunny (Quyashli'ku'n)* dep inglil tilinde ayti'wdi' soran'.

Lesson 2 I can ski.


Perzentin'izden su'wretti boyawdi' wori'nlawi'n ha'm «*I can ski*» dep ayti'wdi' soran'.

Sabaqta u'yrenilgen «*I can skate*» (*Men konki usha alaman*), «*I can play hockey*» (*Men xokkey woynay alaman*) ga'plerin ayti'w kerek yekenligin ayti'n'.



Unit 8 The world around us

Lesson 3 I can fly a kite.



Ata-analar ushi'n

Perzentin'izden su'wretti boyawdi' wori'nlawi'n ha'm inglis tilinde «I can play hockey» (Men xokkey woy-nay alaman) dep ayti'wi'n soran'. Ha'm sabaqta u'yrenilgen ga'plerdi «I can ski» (Men li'jada usha alaman), «I can skate» (Men konki usha alaman) dep ta'kirarlaw kerekligin ayti'n'.

Lesson 4 Let's play!

Perzentin'izge aldi'ng'i' u'yrenilgen u'sh sabaqti' qayta ko'rip shi'g'i'wdi' ha'm ta'kirarlaw sabag'i'na tayarli'q ko'riw kerek yekenligin ayti'n'. U'ye tapsi'rmadag'i' su'wretti boyap bolg'annan keyin «I can fly a kite» (Men pa'tpelek ushi'ra alaman) ga'pin duri's ayti'wg'a ja'rdem berin'.



Unit 9 Domestic animals

Lesson 1 I have a horse.

1



Play "Good afternoon".

2



Look, listen and repeat.



3



Play "It's grey".

4



Look and do.

5

Look and colour.

Unit 9 Domestic animals

Lesson 2 She has a sheep.

1




Look, listen and repeat.



2



Play "Look and guess".



3

Look, listen and draw.

4

Look and say.

5



Play "She has a rabbit".

Unit 9 Domestic animals

Lesson 3 On the farm

1

Look, listen and sing.

2



Look, listen and repeat.



3



Look and do.

4



Play "Who says meow?"



5



Play "He has a horse".

6



Draw and colour.

Unit 9 Domestic animals

Lesson 4 Let's play!

1  Listen and repeat.

2   Play "On the farm".



3  Look and do.

4  Play "Listen and raise hands".




5 Look and say.

Ata-analar ushi'n

Perzentin'izge aldi'ng'i' u'yrenilgen u'sh sabaqti' qayta ko'rip shi'g'i'wdi' ha'm ta'kirarlaw sabag'i'na tayarli'q ko'riw kerek yekenligin ayti'n'.

Unit 9 Domestic animals

Lesson 1 I have a horse.




Ata-analar ushi'n

Perzentin'izden haywanlardi'n' su'wretin boyawdi' ha'm su'wretlerdegi haywanlardi'n' atlari'n ta'kirarlawdi' soran': a cow (si'yi'r), a sheep (qoy), a horse (at), a rooster (qoraz), a chick (sho'je).



Lesson 2 She has a sheep.

Perzentin'izden haywanlardi'n' su'wretin boyawdi' ha'm wolardi'n' atlari'n ta'kirarlawdi' soran': a rabbit (qoyan), a duck (u'yrek). To'mendegi ga'plerdi yeslewge ja'rдем berin': She has a rabbit. It's brown (Woni'n' qoyani' bar. Woni'n' ren'i qon'i'r). He has a duck. It's blue (Woni'n' u'yregi bar. Woni'n' ren'i ko'k).




Unit 9 Domestic animals

Lesson 3 On the farm

Ata-analar ushi'n

Perzentin'izden haywanlardin' su'wretin si'zi'widi', woni' boyawdi' ha'm wolar haqqi'nda ga'pler qurawi'n soran'. Ma'selen «*I have a cow. It's black.*»

Perzentin'iz wo'z qa'lewi boyi'nsha qanday da bir haywanni'n' su'wretin si'zi'wi', boyawi' ha'm ga'pler ayti'wi' mu'mkin. Ma'selen: «*I have a horse. It's brown.*»




Revision 5

1 Sing a song.



2 Look, listen and number.



3  Look and do.

4 Play "Choose and say".



Unit 10 Wild animals




Lesson 1 I'm a tiger.

1  Listen and repeat.

2 Look, listen and say.



3 Look and say.



4   Look and do.

5  Play "Show and say".



Unit 10 Wild animals

Lesson 2 I have two wings.

1  Listen and say.



2  Play "What's this?"

3  Look and do.

4a  Look, listen and say.



4b  Play "I have four legs".



5   Play "I'm a tiger"

Unit 10 Wild animals

Lesson 3 In the zoo

1



Listen and say.

2



Play "Look and guess".

3



Look and do.

4a

Look, listen and repeat.



4b



Play "I'm big. I have four legs".



5




Play "I'm a crocodile".









Unit 10 Wild animals

Lesson 4 Let's play!



1  Look, listen and sing.

2 Look and say.



						
	✓				✓	✓
		✓	✓	✓		

3   Look and do. 4  Play "True/False".

5   Play "I have a spider on my head".



6   Look and say.

Unit 10 Wild animals

Lesson 1 I'm a tiger.



Ata-analar ushi'n

Perzentin'izden haywanlardi'n su'wretin boyawdi' ha'm wolar haqqi'nda ayti'p beriwın soran'. Wolar tap klasta so'ylegendey yetip so'ylesin. Ma'selen: *I'm a tiger. I'm big. I'm orange and black* (Men jolbari'span. Men u'l-kenmen. Menin' ren'im qi'zg'i'sh sari' ha'm qara) ha'm t.b.

Lesson 2 I have two wings.


Perzentin'izge qoraz ha'm toti'qusti'n' su'wretin si'zi'wi' ha'm wolar haqqi'nda ayti'p beriwı kerek yekenlign tu'sindirin'.

Ma'selen: *I'm a parrot. I'm little. I have two wings. I can fly* (Men toti'quspan. Men kishkenemen. Menin' yeki qanati'm bar. Men usha alaman). Perzentin'izge quslardi'n' ayagi' ha'm qanatlari'n sanawda ja'rдем berin'.



Unit 10 Wild animals

Lesson 3 In the zoo




Ata-analar ushi'n

Perzentin'izden jirafa ha'm zebrani'n' joytqan ren'lerin wo'z worni'na qaytari'wi'na ja'rdem beriwın soran'. Haywanlardi' boyawda ha'm wolar haqqi'nda ga'p qurawda wog'an ja'rdem berin'. Ma'selen: *I'm a zebra. I'm big. I'm black and white. I have four legs. I can run.*

Lesson 4 Let's play!


Perzentin'izden haywanat bag'i'ni'n' su'wretine qarawi'n soran'. Haywanlardi' boyawda ha'm wolar haqqi'nda ga'p du'ziwde wog'an ja'rdem berin'. Ma'selen: *I'm a bear. I'm big. I'm brown. I have four legs. I can run. (Men ayi'wman. Men u'lkenmen. Menin' ren'im qon'i'r. Menin' to'rt ayag'i'm bar. Men juwi'ra alaman).*



Unit 11 Vegetables


Lesson 1 It's a carrot.


1  Look, listen and repeat.



2  Play "What's this? Tomato."

3  Play "Number 4. It's a carrot".

4  Look and count.



5   Play "More. Less."

6   Look, listen and number.

Unit 11 Vegetables

Lesson 2 Is it a cucumber?

1 Look and say.



2 Look, listen and say.



3 Play "Guess".



4 Play "Count".



5

Look, listen and repeat.



10

20

30

40

50



6



Listen and number.

Unit 11 Vegetables


Lesson 3 I have pumpkins.

1 Look and say.

2 Look, listen and repeat.

3   Play "Tic Tac Toe".

4  Look, listen and repeat.



5  Look and do.



6   Play "How much?"

Unit 11 Vegetables

Lesson 4 Let's play!


1 Look and say.

2  Play "Funny race".



3 Look and say.

4  Look and do.



5  Look and count.



Ata-analar ushi'n

Perzentin'izge aldi'ng'i' u'yrenilgen u'sh sabaqti' qayta ko'rip shi'g'i'wdi' ha'm ta'kirarlaw sabag'i'na tayarli'q ko'riw kerek yekenligin ayti'n'.


Unit 11 Vegetables

Lesson 1 It's a carrot.



Ata-analar ushi'n

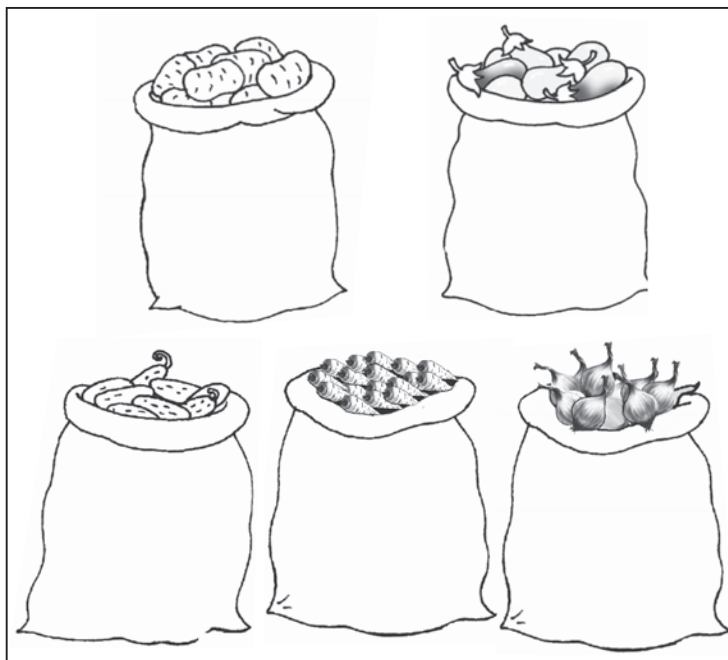
Perzentin'izden pali'z wo'nimlerin boyawdi' ha'm tap klasta so'ylegendey wolar haqqi'nda ga'pler qurawi'n soran'. Ma'selen: *This is a tomato. It's red, h.t.b.*



Lesson 2 Is it a cucumber?

Ata-analar ushi'n

Perzentin'izden pali'z wo'nimlerin boyawdi' ha'm tap klasta so'ylegendey wolar haqqi'nda ga'pler qurawi'n soran'. Ma'selen: «Potato.20», «Eggplant.30», «Cucumber.40», «Carrot.50», «Onion.10»




Unit 11 Vegetables

Lesson 3 I have pumpkins.



Ata-analar ushi'n

Perzentin'izden pali'z wo'nimlerin boyawdi' wori'nlawi'n ha'm tap klasta so'ylegendey wolar haqqi'nda ga'pler qurawi'n soran'. Ma'selen: *This is a carrot. It's orange.*




Revision 6

1 Sing a song.

2

Look, listen and put number.



3



Look and do.

4

Look, listen and match.


10

20

30

40

50



Unit 12 Fruit

Lesson 1 I like apples.

1a  Look, listen and say.

1b Look, listen and repeat.



2   Play "Miming".

3  Play "Ask and answer".



4  Look and do.

5  Look, listen and number.


Unit 12 Fruit

Lesson 2 Is it a fruit?

1



Look, listen and repeat.



2



Listen and say.

3



Look, listen and repeat.



4



Play "What number is missing?"

5a



Play "Fruit. Vegetables".

5b



Play "Is it a fruit?"

Unit 12 Fruit

Lesson 3 At the market

1



Listen and say.

2



Look and count.


3



Play "Listen, run and touch."

4a

Look, listen and repeat.



4b



Play "At the market".



4c



Look and say.

Unit 12 Fruit

Lesson 4 Let's play!

1a  Listen and repeat.

1b Choose and say.

2   Play "Count".

3  Play "Look, listen and do."



4  Play "Shopping".



5  Play "What's this?"

Ata-analar ushi'n

Perzentin'izge aldi'ng'i' u'yrenilgen u'sh sabaqti' qayta ko'rip shi'g'i'wdi' ha'm ta'kirarlaw sabag'i'na tayarli'q ko'riw kerek yekenligin ayti'n'.


Unit 12 Fruit

Lesson 1 I like apples.



Ata-analar ushi'n

Perzentin'izge miywelardi boyawdi' ha'm tap klasta so'ylegendey wolar haqqi'nda ga'pler qurawi'n soran'. Ma'selen: *I have plums. I like plums* (Mende qa'reliler bar. Men qa'relini jaqsi' ko'remen).




Unit 12 Fruit

Lesson 2 Is it a fruit?



Ata-analar ushi'n

Perzentin'izden miywelerdi boyawdi' ha'm tap klasta so'ylegendey wolar haqqi'nda ga'pler qurawi'n soran'. Ma'selen: *Fourteen bananas (won to'rt banan), fifteen oranges (won bes apelsin), sixteen apricots (won alti' yerik), seventeen plums (won jети qa'reli), eighteen strawberries (won segiz qulpi'nay), nineteen cherries (won tog'i'z shiye).*

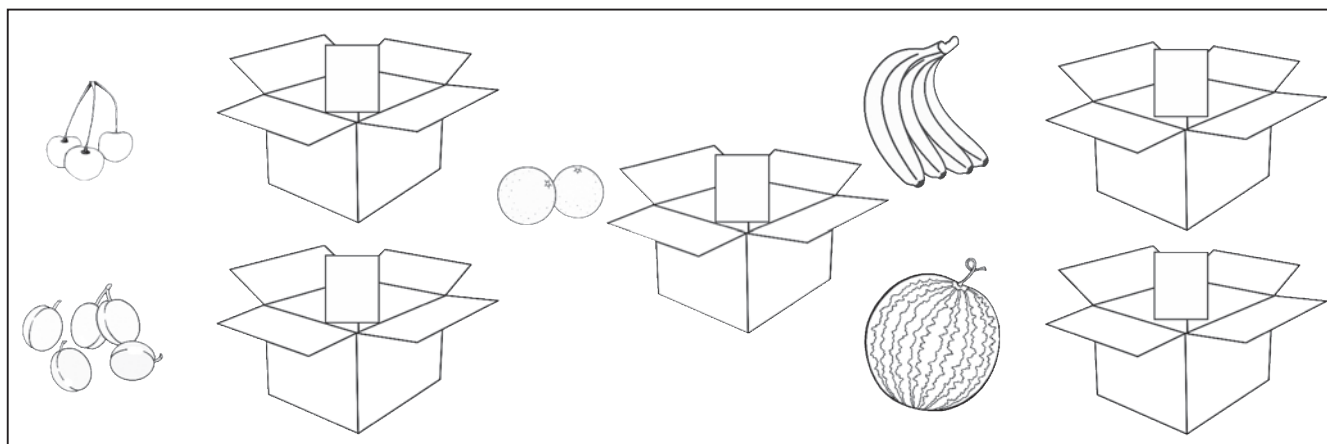


Lesson 3 At the market

Ata-analar ushi'n

Perzentin'izden miywelerdi boyawdi' ha'm tap klasta so'ylegendey wolar haqqi'nda ga'pler qurawi'n soran'. Ma'selen: *I have nineteen plums (Mende won tog'i'z qa'reli bar). I have six oranges (Mende alti' apelsin bar). I have three watermelons (Mende u'sh g'arbi'z bar). I have fifteen cherries (Mende won bes shiye bar). I have eight bananas (Mende segiz banan bar).*

Yeskertiw: 7-ta'kirarlaw sabag'i' mug'allimler ushi'n metodikali'q qollanbada berilgen.



Unit 13 Things we can do

Lesson 1 I can draw a cat.

1




Listen and repeat.

2

Look, listen and repeat.



3




Play "I can draw a cat".

4





Look and do.

5



Play "I can see a red crocodile".



Unit 13 Things we can do

Lesson 2 I can count.


1



Listen and repeat.

2a

Look and count.



2b



Look and draw.

3

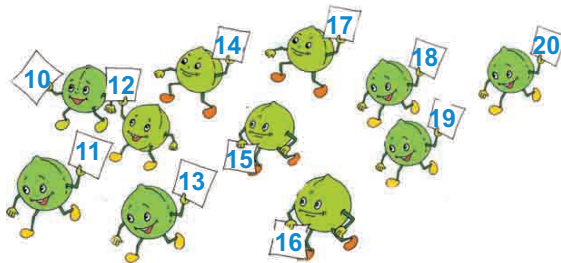


Play
"I can count".

4a



Look, listen and repeat.



4b



Play "Let's count".

5



Play "Seasons".


Unit 13 Things we can do

Lesson 3 We can play.

1



Listen and repeat.



2



Look, listen and repeat.

3




Look and do.

4



Play "Animal race".



Unit 13 Things we can do

Lesson 4 Let's play!

1  Play "I can".

2  Play "Little frog".



3a  Look and count.

3b  Look and listen.



3c  Look, listen and perform.

Ata-analar ushi'n

Perzentin'izge alding'i' u'yrenilgen u'sh sabaqti' qayta ko'rip shi'g'i'wdi' ha'm ta'kirarlaw sabag'i'na tayarli'q ko'riw kerek yekenligin ayti'n'.

Unit 13 Things we can do

Lesson 1 I can draw a cat.



Ata-analar ushi'n

Perzentin'izden haywanlardi' a'dettegiden basqa ren'ler menen boyawdi' ha'm wolardi'n' qatnasi'wi'nda tap klasta wori'nlang'anday ga'pler qurawi'n soran'. Ma'selen: *I can see a blue bear* (Men ko'k ayi'wdi'ko're alaman).



Unit 13 Things we can do



Lesson 2 I can count.

Ata-analar ushi'n



1-u'yge tapsi'rma: Perzentin'izden su'wretlerdi si'zi'p wori'nlawdi', boyawdi', wolar qatnasi'nda klasta wori'nlag'anday ga'pler qurawi'n soran'. Ma'selen: *I can draw a cow (Men si'yi'rdi'n' su'wretin si'za alaman). I have two cows (Menin' yeki si'yi'ri'm bar).*


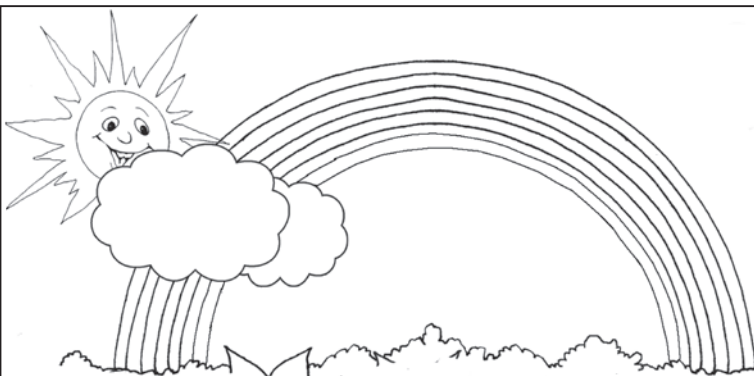
2-u'yge tapsi'rma: Perzentin'izden su'wretti boyawdi' wori'nlawi'n ha'm ji'l ma'wsimlerin su'wretlew ushi'n ga'plerdi yeske tu'siriwin soran'. Ma'selen: *It's spring (Ha'zir ba'ha'r). It's green (Wol jasi'l). It's rainy (Jawi'nli' ku'n).*



Lesson 3 We can play.

1-u'yge tapsi'rma: Perzentin'izden klasta si'zg'an su'wretin boyawdi' soran'.

2-u'yge tapsi'rma: Perzentin'izden to'rtmu'yeshliktin' ishine wo'zine unag'an su'wretti si'zi'wi'n soran'. Ma'selen: *Jaqsi' ko'rgen woyi'nshi'g'i', wo'zine unag'an ji'l ma'wsimi, wo'zine unag'an haywandi' ha'm t.b. Wo'zi si'zg'an su'wretleri haqqi'nda ayti'p beriwin soran'. Ma'selen: «I like spring.» yamasa «I like cars.»*







1

2

Revision 8


1 Sing a song.



3 Look, find and count.



4 Look, listen and circle.





5 Play "Competition".

Unit 14 Fairy world

Lesson 1 I have a magic wand.

1   Play "Magic colours".



2   Play "Magic wand".



3  Look and do.

4  Play "I'm Jinn".

5  Play "Magic lamp".

6  Play "Magic box".




Unit 14 Fairy world

Lesson 2 Magic watermelon

1a Look and say.

1b Look, listen and say.



2 Perform and watch.


Unit 14 Fairy world

Lesson 3 Little Mook

1 Look and count.




2 Look and answer.




3 Look, listen and match.

Unit 14 Fairy world

Lesson 4 Let's play!

1  Look and say.



2 Perform and watch.



Ata-analar ushi'n




Perzentin'izge aldi'ng'i' u'yrenilgen u'sh sabaqti' qayta ko'rip shi'g'i'wdi' ha'm ta'kirarlaw sabag'i'na tayarliq ko'riw kerek yekenligin ayti'n'.

Unit 14 Fairy world

Lesson 1 I have a magic wand.

Ata-analar ushi'n

Perzentin'izden su'wretli kestege qarawdi' soran' ha'm ha'rbir su'wret haqqi'nda ga'pler qurawi' kerek yekenligin ayti'n'. Ma'selen: *I have a kite. It's red and yellow. (Mende pa'tpelek bar. Woni'n' ren' i qi'zi'l ha'm sari'.)*




Unit 14 Fairy world

Lesson 2 Magic watermelon

Ata-analar ushi'n

Perzentin'izge su'wretlerdi boyawdi', yertekti yeske tu'siriwin ayti'n'. Ma'selen: *This is Peri. She's good. She has a magic wand. (Bul Perishte. Wol jaqsi'. Wonda si'yqi'rli' tayaqsha bar.)* Yertektegi su'wretlerdi ta'rtip penen nomerlep shi'g'i'wi'na ja'rдемlesin' ha'm nege sonday nomerlengen haqqi'nda sa'wbetlesin'. Sonnan son' su'wretlerdi boyawg'a ja'rдем berin'.



Lesson 3 Little Mook

Ata-analar ushi'n

Perzentin'izden kishkene Mukti'n' su'wretin boyawdi' ha'm wol haqqi'nda tap klasta so'ylegendey ga'p qurawi'n soran'. Ma'selen: *Little Mook has long ears. (Kishkene Mukti'n' qulaqlari' uzi'n.)*


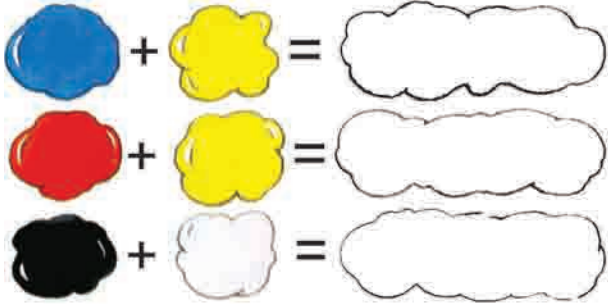
Yeskertiw: *Keyingi sabaqta haywanlardin' ni'qabi'n ali'p bari'wi' kerek yekenligin yadi'na sali'n'.*



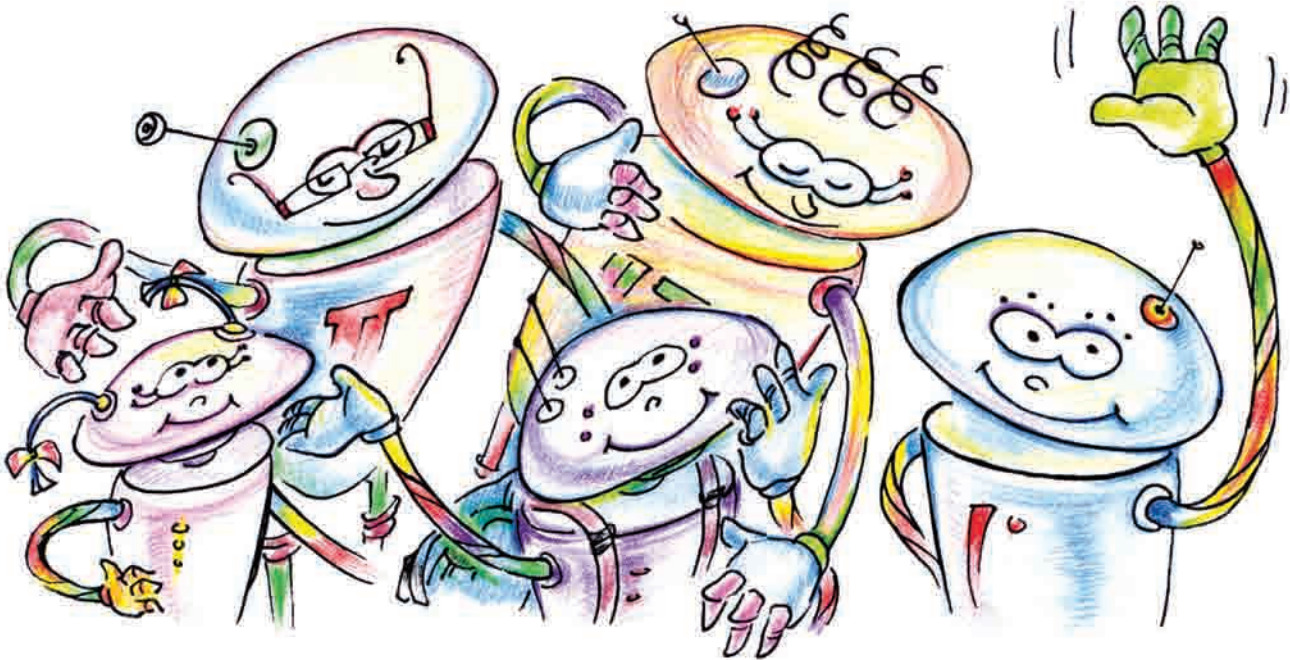
Revision 9

1 Sing a song.

2 Look, colour and say.



3 Look and say.



4  Look and do.

5  Play "True/False".

HU'RMETLI MUG'ALLIMLER HA'M ATA-ANALAR!

Perzentlerimiz bizge ha'rdai'm: bul ne, nege, ne ushi'n si'yaqli' sorawlar berip, du'nyani' u'yrenip baradi'... Bizlerdin' wazi'ypami'z tek bul sorawlarg'a juwap beriwden ibarat bolmasthan, perzentlerimizdi ja'ne de ko'birek sorawlar beriwge bag'darlaw, wolardi'n' du'nya qaraslari' ha'm de aqi'liy rawajlani'wi'n wo'sirip ha'm bayi'ti'p bari'wi'na ja'rdemesiwden ibarat.

96—104-betlerde berilgen sorawlardi' birinshi klass woqi'wshi'lari' tu'siniwi, sorawlar beriwdi ha'm wolarg'a juwaplar bere ali'wdi' u'yreniwi kerek. «What's this?» (Bul ne?) si'yaqli' sorawlar yekinshi bo'limnen baslap, sabaqli'qta bo'limnen-bo'limge ta'kirarlani'p baradi'. «Is it a pen?» (Bul ruchka ma?) si'yaqli' sorawlarg'a «Yes. / No.» (Awa. / Yaq.) tu'rinde juwap beriw jetkilikli yekenligine a'hmiyet berin'.

Keyingi betlerde ha'rbir bo'lim ushi'n wo'z aldi'na berilgen materiallar sol bo'lim dawami'nda u'yrenilgen so'z, so'z birikpeleri ha'm quri'lmalari'n wo'z ishine alg'an. Wondag'i' su'wretli so'z ha'm ga'plerdi kestelerdegi soraw ha'm juwaplarda paydalani'wi'n'i'z ha'm balajanlar menen inglil tilinde ko'birek shi'ni'gi'w islewin'iz kerek.

Kestelerde juldi'zsha menen aji'rati'p berilgen ayi'ri'm qosi'msha soraw ha'm juwaplar da keltirilgen. Siz bul sorawlardi' balalardan sorawi'n'i'z mu'mkin. Balalar wolardi' qalay sorawdi' u'yreniwi sha'rt bolmasa da, wolardi' tu'siniwi ha'm tiyisli juwap qaytara ali'wi' kerek. Ma'selen: Siz «Where is a pen?» (Ruchka qay jerde?) dep sorag'ani'n'i'zda perzentin'iz wo'z ruchkasi'n ko'rsetiw jetkilikli.

Soni'n' menen birge kesteler ha'm de su'wretlerdin' qasi'nda berilgen inglil tilindegi ga'p, so'z ha'm so'z dizbeklerinin' transkripciyasi'n woqi'wdan aldi'n to'mende keltirilgen qag'i'ydalar, fonetikali'q mag'lumatlar menen jaqsi'lap tani'si'p shi'gi'wi', inglil tilindegi ayi'ri'm seslerdi (a'sirese [θ], [ð], [v], [w], [i:], [ɔ:], [ɑ:], [u:], [ɜ:], [æ], [eə], [ʊə]) ayti'wda qi'yi'nshi'li'q sezsen'iz, wolar haqqi'nda mug'allimnen ja'rdem sorasan'i'z maqsetke muwapi'q boladi'.

Inglil tilinin' dawisli' ha'm dawis'si'z sesleri

Inglil tili alfaviti 26 ha'ripten ibarat boli'p, wolardan 20 si' dawis'si'z (b, c, d, f, g, h, j, k, l, m, n, p, q, r, s, t, v, w, x, z), 6 wi' bolsa dawisli' (a, e, i, o, u, y) ha'ripler yesaplanadi'. Bul dawisli' ha'm dawis'si'z ha'ripler ja'mi boli'p 44 (24 dawis'si'z ha'm 20 dawisli') sest beredi.

Bul seslerdi to'mendegi sali'sti'rmali' keste arqali' qaraqalpaq tilindegi bar sesler menen sali'sti'ri'p, an'sat g'ana u'yrenip ali'wi'n'i'z ha'm usi' kitaptag'i' inglil tilindegi so'zlerdin' transkripciyasi'n woqi'w ha'm de inglil tilinde duri's ayti'w imkaniyati'na iye boli'wi'n'i'z mu'mkin.

So'zlerdin' transkripciyasi' worta [] qawsir'malar ishinde berilgen. Transkripciyada tiykarg'i' pa't ['] (ma'selen: cabbage [ˈkæbɪdʒ]), yeklemshi, yag'ni'y ku'shsizlew pa't bolsa [,] belgisi menen berilgen (ma'selen: engineer [ˌendʒɪˈniə]).

Inglil ha'm qaraqalpaq tilindegi dawisli' seslerdin' sali'sti'rmali' kestes

Inglil tilindegi dawis'si'z sesler	Qaraqalpaq tilindegi uqsas sesler	Inglil tilindegi dawis'si'z sesler	Qaraqalpaq tilindegi uqsas sesler
[p] p lum [pɫʌm]	p erde	[s] s un [sʌn]	s a'lem
[b] b ath [bɑːθ]	b a'ha'r	[z] z oo [zu:]	z at
[t] t ell [tel]	t al	[ʃ] sh i p [ʃɪp]	sh arf
[d] d rop [drɒp]	d u'kan	[ʒ] treasure [ˈtreʒə]	j urnal
[k] k ing [kɪŋ]	k itap	[h] h ot [hɒt]	h a'rre
[g] g et [get]	g u'l	[m] m y [maɪ]	m ektep
[tʃ] ch i p [tʃɪp]	ch empion	[n] n ew [nju:]	n abat
[dʒ] j ump [dʒʌmp]	kolle dj	[ŋ] sing [sɪŋ]	tan'
[f] f un [fʌn]	f artuk	[l] l ake [leɪk]	l ala
[v] v ase [vɑːz]	v aza	[r] r ole [rəʊl]	r emen*** ³
[θ] th ink [θɪŋk]	*** ¹	[j] y ear [jɪə]	y erik
[ð] th at [ðæt]	*** ²	[w] w ing [wɪŋ]	wa qi't*** ⁴

***Tu'sindirme:

1) Inglis tilinde «th» ha'ripler birikpesi geyde [θ] sesin, geyde [ð] sesin beredi. [θ] sesi qaraqalpaq tilindegi «s» sesine sa'ykes kelse de, wol biraz basqasharaq ayti'ladi'. Wol tis arali'g'i' sesi yesaplanadi'. Demek, [θ] sesin ayti'w ushi'n til ushi' tiser arasi'na keltirilip, hawa dawissi'z shi'g'ari'ladi'. [θ] sesin qag'i'ydag'a muwapi'q duri's ayti'w ha'm wol qaraqalpaq tilindegi «s» sesindey ayti'lmawi' kerek. Keri jag'dayda, pu'tkilley basqa ma'niske iye so'z an'lati'li'wi' mu'mkin. Sali'sti'ri'n': **think** (woylaw) — **sink** (sho'giw); **thin** (juqa, jin'ishke) — **sin** (gu'na);

2) [ð] sesi bolsa qaraqalpaq tilindegi «z» sesine sa'ykes kelse de, wannan biraz wo'zgeshelikke iye. Wol da tis arali'g'i' sesi yesaplanadi'. Soni'n' ushi'n, [ð] sesin aytqanda til ushi' tis arali'g'i'na keltiriledi ha'm hawa dawisli' boli'p shi'g'adi';

3) Inglis tilindegi [r] sesi qaraqalpaq tilindegi «r» dirildewik sesinen wo'zgeshe ayti'ladi'. Inglis tilindegi [r] sesi tan'lay jumsaq sesi yesaplanadi', yag'ni'y wol tildin' ushi'n tan'layg'a ko'terip, woni' dirildetpesten ayti'ladi';

4) Inglis tilindegi [w] sesi de qaraqalpaq tilindegi «v» sesinen wo'zgeshe ayti'ladi'. Inglis tilindegi [w] sesi qaraqalpaqsha «v» sesinen pari'qli' yerinlenbegen. Wol yerinlerdi sozi'p, do'n'gelek payda yetiw arqali' ayti'ladi'. [w] sesi qag'i'ydag'a muwapi'q duri's ayti'w ha'm woni' qaraqalpaq tilindegi «v» sesindey ayti'lmawi' kerek. Kerisinshe, basqa ma'nige iye so'z ayti'lg'an boladi'. Sali'sti'ri'n': **west** (bati's) — **vest** (mayka; jen'siz).

Inglis ha'm qaraqalpaq tilindegi dawisli' seslerdin' sali'sti'rmali' kestesi

Inglis tilindegi dawisli' sesleri	Qaraqalpaq tilindegi uqsas sesler	Inglis tilindegi dawisli' sesler	Qaraqalpaq tilindegi uqsas sesler
[i:] each [i:tʃ]	*** ¹	[ɜ:] learn [lɜ:n]	*** ¹
[ɪ] its [ɪts]	iyne	[ə] river [ˈrɪvə]	jeti
[e] leg [leg]	qa'lem	[eɪ] say [seɪ]	mine key ! (ko'rsetiw)
[æ] bag [bæɡ]	*** ^{2a}	[əʊ] go [ɡəʊ]	telesh ou
[ɑ:] car [kɑ:]	*** ¹	[aɪ] fine [faɪn]	shay
[ɒ] top [tɒp]	top	[aʊ] cloud [klaʊd]	pauza
[ɔ:] forty [ˈfɔ:ti]	*** ¹	[ɔɪ] coin [kɔɪn]	moyi'n
[ʊ] good [ɡʊd]	sumka	[ɪə] here [hɪə]	shiye
[u:] rule [ru:l]	*** ¹	[eə] chair [tʃeə]	*** ^{2b}
[ʌ] cut [kʌt]	qant	[ʊə] usual [ˈju:ʒʊəl]	*** ^{2d}

***Tu'sindirme:

1) Inglis tilinde sozi'mli' sesler [:] transkripciya belgisi menen ko'rsetiledi. Qaraqalpaq tilinde [i:], [ɔ:], [ɑ:], [u:] ha'm [ɜ:] si'yaqli' sozi'mli' sesler joq. Biraq to'mendegi sesler sozi'p woqi'lsa, wolardi'n' ayti'li'wi'n uqsati'w mu'mkin: **iyne** [ɪ] — **iyne** [i:]; **top** [ɒ] — **toop** [ɔ:]; **bas** [ʌ] — **baas** [ɑ:]; **bul** [ʊ] — **buul** [u:]; **jeti** [ə] — **jetii** [ɜ:];

2) qaraqalpaq tilinde [eə] ha'm [ʊə] si'yaqli' sesler de joq. Soni'n' ushi'n wolardi' ayti'w woqi'wshi'lar ushi'n biraz qi'yi'nshi'li'q tuwdi'ri'wi' ta'biyiy. Bul seslerge to'mendegishe ani'qlama beriw mu'mkin:

a) [æ] sesi [a] ha'm [e] sesleri birigiwinen quraladi'. Wol qaraqalpaq tilindegi «e» sesine uqsas, biraq [æ] sesin ayti'w ushi'n awi'z «e» nin' ayti'li'wi'na qarag'anda ken'lew ashi'ladi';

b) [eə] sesi [e] ha'm [ə] sesleri birigiwinen quraladi'. [eə] sesin ayti'w ushi'n [e] sesinen baslap, [ə] sesi menen tamamlawimi'z kerek;

d) [ʊə] sesi [ʊ] ha'm [ə] sesleri birigiwinen quraladi'. [ʊə] sesin aytqani'mi'zda [ʊ] sesinen baslap, [ə] sesi menen tamamlawimi'z kerek.

Unit 1 Greetings

Questions (Sorawlar)	Answers (Juwaplar)
What's your name? ['wɒts jɔ: 'neɪm] Sizin' ati'n'i'z kim?	My name is Jasur. [maɪ 'neɪm ɪz dʒɑ'sʊr] Menin' ati'm Jasur.
How are you? ['haʊ 'ɑ: ju:] Awhali'n'i'z qalay?	Great./OK. [gret/əʊ'keɪ] Zor./Ha'mmesi jaqsi'.
Where are you from? ['weərə: ju: frɒm] Siz qay jerdensiz?	I'm from Nukus. [aɪm frɒm nukus] Men No'kistenmen.



Good morning.
[gʊd 'mɔ:nɪŋ]
Qay'i'rl'i' tan'.

Hello. How are you?
[he'ləʊ. 'haʊ 'ɑ: ju:]
Sa'lem. Awhali'n'i'z qalay?

So-so. [səʊ səʊ]
Jaman yemes.



OK. [əʊ'keɪ]
Ha'mmesi jaqsi'.

Good. [gʊd] Jaqsi'.

Great! [gret] Zor!

Unit 2 I'm in class 1.

Questions (Sorawlar)	Answers (Juwaplar)
How old are you? ['haʊ əʊld 'ɑ: ju:] Jasi'n'i'z neshede?	I'm 7. [aɪm 'sevn] Men 7 jastaman
Is it a pen? [ɪz ɪt ə 'pen] Bul ruchka ma?	Yes./No. [jes / nəʊ] Awa./Yaq.
What's this? ['wɒts ðɪs] Bul ne?	It's a pen. [ɪts ə 'pen] Bul ruchka.
Where is the pen? (Show.)* ['weəz ðə 'pen] Ruchka qay jerde? (Ko'rsetin'.)	(Pupil shows or points.)* (Woqi'wshi' barmag'i' menen ko'rsetedi.)



one [wʌn]
bir



six [sɪks] alti'



two [tu:]
yeki



seven
['sevn] jeti



three [θri:]
u'sh



eight [eɪt]
segiz



four [fɔ:]
to'rt



nine [naɪn]
tog'i'z



five [faɪv]
bes



ten [ten]
won

pen [pen]
ruchka

pencil ['pensl]
qa'lem

copybook
['kɒpɪbʊk]
da'pter

book
[bʊk]
kitap

bag
[bæg]
sumka

ruler ['ru:lə]
si'zg'i'sh



Unit 3 My family

Questions (Sorawlar)	Answers (Juwaplar)
Who is this? ['hu: ɪz ðɪs] Bu kim?	This is my mother. ['ðɪs ɪz maɪ 'mʌðə] Bul menin' anam.
What's his name? ['wɒts hɪz 'neɪm] Woni'n' ati' kim?	His name's Rustam. [hɪz 'neɪmz rʊs'tʌm] Woni'n' ati' Ru'stem.
What's her name? ['wɒts hɜ: 'neɪm] Woni'n' ati' kim?	Her name's Sevara. [hɜ: 'neɪmz sev'ʌrʌ] Woni'n' ati' Sevara.

family ['fæməli] shan'araq

father ['fɑ:ðə] a'ke

mother ['mʌðə] ana



baby ['beɪbi]
go'dek/ na'reste

sister ['sɪstə] apa /sin'li

brother ['brʌðə] ag'a /ini

Unit 4 My friend

Questions (Sorawlar)	Answers (Juwaplar)
Who is your friend?* ['hu: ɪz jɔ: 'frend] Sizin' dosti'n'i'z kim?	Jasur. [dʒʌ'sʊr] Jasur.
How old is he?* ['haʊ əʊld 'ɪz hi:] Woni'n' jasi' neshede?	He's 7.* [hi:z 'sevn] Wol 7 jasta.
How old is she?* ['haʊ əʊld 'ɪz ʃi:] Woni'n' jasi' neshede?	She's 6.* [ʃi:z 'sɪks] Wol 6 jasta.



I'm a boy. [aɪm ə 'bɔɪ]
Men ul balaman.
She's a girl. [ʃi:z ə 'gɜ:l]
Wol qi'z bala.

I'm a girl. [aɪm ə 'gɜ:l]
Men qi'z balaman.
He's a boy. [hi:z ə 'bɔɪ]
Wol ul bala.



Unit 5 Toys and colours

Questions (Sorawlar)	Answers (Juwaplar)
What's this? ['wɒts ðɪs] Bul ne?	It's a car. [ɪts ə 'kɑ:] Bul avtomobil.
What colour is it? ['wɒt 'kɒlə ɪz ɪt] Woni'n' ren'i qanday?	It's blue. [ɪts 'blu:] Woni'n' ren'i ko'k.
Is it a doll? [ɪz ɪt ə 'dɒl] Wol quwi'rshaq pa?	Yes./No. [jes / nəʊ] Awa./Yaq.

toy [tɔɪ] woyi'nshi'q

black [blæk] qara

brown [braʊn] qon'i'r

purple ['pɜ:pəl] si'ya ren'

blue [blu:] ko'k

pink [pɪŋk] ashi'q qi'zi'l

grey [greɪ] ku'lren'

white [waɪt] aq

orange ['ɒrɪndʒ] qi'zg'i'sh sari'

plane [pleɪn] samolyot

ball [bɔ:l] top

teddy bear ['tedɪbeə] jumsaq ayi'w

car [kɑ:] avtomobil

doll [dɒl] quwi'rshaq

train [treɪn] poezd

Unit 6 Parts of the body

Questions (Sorawlar)	Answers (Juwaplar)
What's this? ['wɒts ðɪs] Bul ne?	It's a head. [ɪts ə 'hed] Bul bas.
Is this a head? [ɪz ðɪs ə 'hed] Bul bas pa?	Yes. (Yes, it is.)/No. (No, it isn't.) [jes. ('jes ɪt ɪz) / nəʊ. ('nəʊ ɪt ɪznt)] Awa (bul bas)./Yaq (bul bas yemes).
What can fly?* ['wɒt kæn 'flaɪ] Ne zat usha aladi'?	A kite.* [ə 'kaɪt] Pa'tpelek.
Who can swim?* ['hu: kæn 'swɪm] Kim ju'ze aladi'?	Jasur.* [dʒʌ'sʊr] Jasur.

fly [flaɪ] ushi'w

run [rʌn] juwi'ri'w

jump [dʒʌmp] sekiriw

climb [klaɪm] wo'rmelep shi'g'i'w

swim [swɪm] ju'ziw

go [gəʊ] ju'riw

nose [nəʊz] muri'n

head [hed] bas

eye [aɪ] ko'z

right [raɪt] won'

mouth [maʊθ] awi'z

hand [hænd] qol

left [left] shep

leg [leg] ayaq

Unit 7 Seasons

Questions (Sorawlar)	Answers (Juwaplar)
Is it summer? [ɪz it 'sʌmə] Jaz ma'wsimi me?	Yes.(Yes,it is.)/No. (No, it isn't.) [jes. ('jes it 'ɪz) / nəʊ. ('nəʊ it 'ɪznt)] Awa (jaz ma'wsimi). / Yaq (jaz ma'wsimi yemes).
Why do you like spring?* ['waɪ du: ju: 'laɪk 'sprɪŋ] Ne ushi'n ba'ha'rdi unatasi'z?	It's warm.* [ɪts 'wɔ:m] Sebebi ku'n ji'lli' boladi'.
What colour is winter? ['wɒt 'kʌlə ɪz 'wɪntə] Qi'sti'n ren'i qanday?	White. [waɪt] Aq (ren').
Is it hot? [ɪz it 'hɒt] Hawa i'ssi' ma?	Yes. (Yes, it is.)/No. (No, it isn't.) [jes. ('jes it 'ɪz) / nəʊ. ('nəʊ it 'ɪznt)] Awa (i'ssi'). / Yaq (i'ssi' yemes).



winter
['wɪntə] qi's

spring
['sprɪŋ] ba'ha'r

cold
[kəʊld] suwi'q

warm
[wɔ:m] ji'lli'

hot
[hɒt] i'ssi'

cool
[ku:l] salqi'n



stand up ['stænd 'ʌp] turi'w
sit down ['sɪt 'daʊn] woti'ri'w
New Year [nju: 'jɪə] Jan'a ji'l

New Year tree [nju: 'jɪə 'tri:] jan'a ji'l shi'rsha ag'ashi'
snowman ['snəʊmən] qarababa
Father Frost [fɑ:ðə 'frɒst] Qarbaba

autumn
['ɔ:təm] gu'z

summer
['sʌmə] jaz

Unit 8 The world around us


Questions (Sorawlar)	Answers (Juwaplar)
What's the weather? ['wɒts ðə 'weðə] Hawa rayi' qanday?	It's sunny. [ɪts 'sʌni] Hawa ash'i'q.
Can you skate?* [kən ju: 'skeɪt] Siz konkide usha alasi'z ba?	Yes./No.* [jes / nəʊ] Awa./Yaq.
Is it sunny? [ɪz it 'sʌni] Ku'n quyashli' ma?	Yes. (Yes, it is.)/No. (No, it isn't.) [jes. ('jes it 'ɪz) / nəʊ. ('nəʊ it 'ɪznt)] Awa (quyashli')./Yaq (quyashli' yemes).



cloudy
['klaʊdi] bultli'



rainy
['reɪni] jawi'nli'



hockey
['hɒki] xokkey

fly a kite ['flaɪ ə 'kaɪt] pa'tpelek ushi'ri'w



snowy
['snəʊi] qarli'



sunny
['sʌni] quyashli'



skate [skeɪt] konkide ushi'w




football ['fʊtbɔ:l] futbol

jump a rope
['dʒʌmp ə 'rəʊp] jipte sekiriw

Unit 9 Domestic animals

Questions (Sorawlar)	Answers (Juwaplar)
What's this? ['wɒts ðɪs] Bul ne?	It's a rabbit. [ɪts ə 'ræbɪt] Bul qoyan.
What colour is the sheep? ['wɒt 'kʌləɪz ðə 'ʃi:p] Qoydi'n' ren'i qanday?	It's brown. [ɪts 'braʊn] Woni'n' ren'i qon'i'r.


domestic animals [də'mestɪk 'æniməlz] u'y haywanlari



Unit 10 Wild animals

Questions (Sorawlar)	Answers (Juwaplar)
What can you do?* ['wɒt kən ju: 'du:] Siz ne isley alasi'z?	I can run.* [aɪ kən 'rʌn] Men juwi'ra alaman
Can you jump?* [kən ju: 'dʒʌmp] Siz sekire alasi'z ba?	Yes./No.* [jes / nəʊ] Awa./Yaq.
What colour is the crocodile?* ['wɒt 'kʌləɪz ðə 'krɒkədəɪl] Krokodildin' ren'i qanday?	It's green.* [ɪts 'gri:n] Woni'n' ren'i jasi'l.








wild animals ['waɪld 'æniməlz] jabayi' haywanlar



Unit 11 Vegetables

Questions (Sorawlar)	Answers (Juwaplar)
Is it a cucumber? [ɪz it ə 'kju:kəmbə] Bul qi'yar ma?	Yes. (Yes, it is.)/No. (No, it isn't.) [jes. ('jes it 'ɪz) / nəʊ. ('nəʊ it 'ɪznt)] Awa (qi'yar)./Yaq (qi'yar yemes).
What's this? ['wɒts ðɪs] Bul ne?	It's a carrot. [ɪts ə 'kærət] Bul geshir.











vegetables ['vedʒtəbləz] pali'z yeginleri

 <p>potato [pə'teɪtəʊ] kartoshka</p>	 <p>cabbage ['kæbɪdʒ] kapusta</p>	 <p>tomato [tə'mɑ:təʊ] pomidor</p>	 <p>carrot ['kærət] geshir</p>
 <p>eggplant ['egplɑ:nt] baklajan</p>	 <p>onion ['ʌnjən] piyaz</p>	 <p>cucumber ['kju:kəmbə] qi'yar</p>	 <p>pepper ['pepə] buri'sh</p>
 <p>pumpkin ['pʌmpkɪn] asqabaq</p>	<p>11 eleven [ɪ'levn] won bir</p> <p>12 twelve ['twelv] won yeki</p> <p>20 twenty ['twenti] jigirma</p>	<p>30 thirty ['θɜ:ti] woti'z</p> <p>40 forty ['fɔ:ti] qi'rɒq</p> <p>50 fifty ['fɪfti] yeliw</p>	

Unit 12 Fruit

Questions (Sorawlar)	Answers (Juwaplar)
Is it fruit? [ɪz it 'fru:t] Bul miywe me?	Yes. (Yes, it is.)/No. (No, it isn't.) [jes. ('jes it 'ɪz) / nəʊ. ('nəʊ it 'ɪznt)] Awa (miywe)./Yaq (miywe yemes).
What's this? ['wɒts ðɪs] Bul ne?	It's a banana. [ɪts ə bə'nɑ:nə] Bul banan.

fruit [fru:t] miyweler

 <p>peach [pi:tʃ] shabdāl</p>	 <p>apple ['æpl] alma</p>	 <p>grapes ['greɪps] ju'zim</p>	 <p>strawberry ['strɔ:bəri] qulpi'nay</p>	 <p>cherry ['tʃeri] shiye</p>
 <p>banana [bə'nɑ:nə] banan</p>	 <p>pear [peə] almurt</p>	 <p>orange ['brɪndʒ] apelsin</p>	 <p>apricot ['eɪprɪkət] yerik</p>	
 <p>watermelon ['wɔ:təmelən] g'arbi'z</p>	<p>13 thirteen [θɜ:'ti:n] won u'sh</p> <p>14 fourteen [fɔ:'ti:n] won to'rt</p> <p>15 fifteen [fɪfti:n] won bes</p> <p>16 sixteen [sɪk'sti:n] won alti'</p>	<p>17 seventeen [sevnti:n] won jeti</p> <p>18 eighteen [eɪti:n] won segiz</p> <p>19 nineteen [naɪnti:n] won tog'i'z</p> <p>20 twenty ['twenti] jigirma</p>		

Unit 13 Things we can do

Questions (Sorawlar)	Answers (Juwaplar)
Can you draw? [kən ju: 'drɔ:] Siz su'wret si'za alasi'z ba?	Yes./No. [jes / nəʊ] Awa./Yaq.
Can you count? [kən ju: 'kaʊnt] Siz sanay alasi'z ba?	Yes./No. [jes / nəʊ] Awa./Yaq.
Do you like spring? [du: ju: 'laɪk 'sprɪŋ] Siz ba'ha'rdi unatasi'z ba?	Yes. (Yes, I do.)/No. (No, I don't.) [jes. ('jes aɪ 'du:) / nəʊ. ('nəʊ aɪ 'dɒnt)] Awa (unaydi'). /Yaq (unamaydi').



rainbow ['reɪnbəʊ] raduga

see [si:] ko'riw
draw [drɔ:] si'zi'w
count [kaʊnt] sanaw
like [laɪk] unati'w

flower ['flaʊə] gu'l

Unit 14 Fairy world

Questions (Sorawlar)	Answers (Juwaplar)
Do you like fairy tales? [du: ju: 'laɪk 'feəri teɪlz] Siz yerteklerdi unatasi'z ba?	Yes. (Yes, I do.)/No. (No, I don't.) [jes. ('jes aɪ 'du:) / nəʊ. ('nəʊ aɪ 'dɒnt)] Awa (unaydi'). / Yaq (unamaydi').
Is she good? (bad) [ɪz ʃi: 'gʊd / bæd] Wol jaqsi' ma (jaman ba)?	Yes. (Yes, she is.)/No. (No, she is not.) [jes. ('jes ʃi: 'ɪz) / nəʊ. ('nəʊ ʃi: 'ɪznt)] Awa (awa, jaqsi' (jaman))/Yaq (yaq, jaqsi' yemes (jaman)).
Is it big? [ɪz ɪt 'bɪg] Wol u'lken be?	Yes. (Yes, it is.)/No. (No, it is not.) [jes. ('jes ɪt 'ɪz) / nəʊ. ('nəʊ ɪt 'ɪznt)] Awa (awa. u'lken). /Yaq (yaq, u'lken yemes).



magic wand
[ˌmædʒɪk 'wɒnd]
si'yqi'rli' tayaqsha

magic lamp
[ˌmædʒɪk 'læmp]
si'yqi'rli' shi'ra



good [gʊd] jaqsi'
bad [bæd] jaman
big [bɪg] u'lken

short [ʃɔ:t] kelte
long [lɒŋ] uzi'n
tail [teɪl] quyri'q