

Kids' English

2

*O'zbekiston Respublikasi Xalq ta'limi vazirligi tomonidan
umumiy o'rta ta'lim maktablarining 2-sinf o'quvchilari
uchun darslik sifatida tasdiqlangan*

Qayta ishlangan uchinchi nashri



TOSHKENT
«O'ZBEKISTON»
2018

UO'K: 811.111(075)
KBK 81.2Ingl
K 40

Mualliflar ushbu o'quv-metodik majmuaning yaratilishida ko'rsatgan beminnat yordamlari va bergan qimmatli maslahatlari uchun Britaniya Kengashi direktori S. Maknaltiga hamda Respublika ta'lim markazi mutaxassislariga o'z minnatdorchiliklarini izhor etadilar.

O'quv-metodik majmuani sinovdan o'tkazishda ishtirok etgan respublikamizning barcha maktab o'qituvchilari va o'quvchilariga hamda mazkur majmua bo'yicha 1–2-sinflar o'qituvchilarini tayyorlashda ishtirok etgan trenerlarga, shuningdek, Buyuk Britaniya Norvidj til o'rgatish instituti akademik direktori Rod Bolaytoga, IATEFL vakili Les Kirkxemga, Britaniya Kengashi loyiha bosh menejeri Natalya Sarikovaga, ingliz tili ta'limi bo'yicha xalqaro maslahatchilar Uendi Arnold va Bern Bryuerton hamda boshqa taqrizchilarga alohida tashakkur bildiradilar.

Mualliflar guruhi:

S.S. Xan, L.H. Jo'rayev, K.A. Inogamova, O.N. Maxsudova

Ilmiy maslahatchi:

M.T. Irisqulov

*O'zbekiston Davlat jahon tillari universiteti qoshidagi
Chet tillarini o'qitishning innovatsion metodikalarini rivojlantirish
Respublika ilmiy-amaliy markazi bo'lim boshlig'i, professor*

Shartli belgilar:



– tinglab tushunish yoki video mashqlarni bajarish;



– o'yin tarzidagi mashqlarni bajarish;



– kuchli o'quvchilar yoki sinflar uchun qo'shimcha topshiriq;



– o'quvchilarni faollashtirishga mo'ljallangan jismoniy mashqlar;



– ish daftorida yozish, rasmlarni chizish, bo'yash va h.k.lar uchun mo'ljallangan topshiriqlar;



– gapirish amaliyoti uchun dialogik nutq.

**Respublika maqsadli kitob jamg'armasi mablag'lari
hisobidan chop etildi.**

ISBN 978-9943-28-043-4

© S.Xan va boshq., 2014, 2016, 2018
© «O'ZBEKISTON» NMIU, 2014, 2016, 2018

Aziz o'qituvchilar va ota-onalar!

Kids' English 2 o'quv-metodik majmuasi O'zbekiston Respublikasi Prezidentining 2012-yil 10-dekabrdagi „Chet tillarni o'rganish tizimini yanada takomillashtirish chora-tadbirlari to'g'risida“gi PQ-1875-sonli qarorida belgilangan talablar va vazifalardan kelib chiqqan holda ingliz tilini o'rgatishning eng zamonaviy va ilg'or pedagogik texnologiyalar hamda metodlar tamoyillari asosida yaratildi.

O'quv-metodik majmua Darslik, Ish daftari, Multimedia resursi hamda O'qituvchi uchun metodik qo'llanmalardan iborat bo'lib, ular yaxlit bir holda 2-sinfga endigina qadam qo'ygan jajji bolajonlarning ingliz tilida ilk saboq olishlariga baholi qudrat yordam beradigan ko'pdan ko'p qiziq va ajoyib mashqlar, o'yinlar, she'rlar, qo'shiqlar va sh.k.larni o'z ichiga olgan. Ularni bolajonlarimizga maqsadga muvofiq ravishda yetkazishda, albatta, Siz aziz o'qituvchilar va muhtaram ota-onalarning hissasi beqiyosdir.

2-sinfdan boshlab o'qish, yozuv, tinglab tushunish va gapirish asosida ingliz tilini o'rgatishga mo'ljallangan ushbu o'quv-metodik majmua ayrim kamchiliklardan xoli emasligi tabiiy. Shu bois o'quv-metodik majmua yuzasidan bildiradigan fikrlaringiz biz mualliflar uchun qimmatlidir.

O'quv-metodik majmua bolajonlarni zeriktirib qo'ymaydi, aksincha, ingliz tilini o'rganishga ishtiyoq uyg'otish bilan bir qatorda olam-olam quvonch ham bag'ishlaydi degan umiddamiz.

Mualliflar

Units and Lessons		Pages
Unit 1 All around me		
Lesson 1	A – apricot, B – bee	6
Lesson 2	I have ...	8
Lesson 3	This is my friend.	10
Lesson 4	Let's play!	12
Unit 2 Days of the week		
Lesson 1	I can ...	14
Lesson 2	What's your favourite day?	16
Lesson 3	Sunday, Monday ...	18
Lesson 4	Let's play!	20
	Revision 1	21
Unit 3 My free time		
Lesson 1	I like ...	22
Lesson 2	On Sunday we ...	24
Lesson 3	What's that?	26
Lesson 4	Let's play!	28
Unit 4 My hobby		
Lesson 1	I collect trains.	30
Lesson 2	What's your hobby?	32
Lesson 3	I have eight planes.	34
Lesson 4	Let's play!	36
	Revision 2	37
Unit 5 My day off		
Lesson 1	We like playing tag.	38
Lesson 2	Do you like ...?	39
Lesson 3	I don't like ...	40
Lesson 4	Let's play!	41
Unit 6 School things		
Lesson 1	Eleven, twelve ...	42
Lesson 2	We have ...	43
Lesson 3	Can I have a pen, please?	44
Lesson 4	Let's play!	45
	Revision 3	46
	I can ...	46
Unit 7 My school		
Lesson 1	Our school is big.	47
Lesson 2	The door is brown.	48
Lesson 3	Is this ...?	49
Lesson 4	Let's play!	50
	Revision 4	51
	I can ...	52
Unit 8 Time		
Lesson 1	In the morning	53
Lesson 2	It's 2 o'clock.	54
Lesson 3	What's the time, Mr Wolf?	55

Units and Lessons		Pages
Lesson 4	Let's play!	56
	Revision 5	57
Unit 9 School subjects		
Lesson 1	My favourite subject	58
Lesson 2	Sevara likes maths.	59
Lesson 3	Sevara doesn't like ...	60
Lesson 4	Let's play!	61
	Revision 6	62
	I can ...	63
Unit 10 Months		
Lesson 1	January, February ...	64
Lesson 2	There are 30 days in ...	65
Lesson 3	What's your favourite ...?	66
Lesson 4	Let's play!	67
	Revision 7	68
Unit 11 Holidays		
Lesson 1	I like presents.	69
Lesson 2	It's in September.	70
Lesson 3	Happy Navruz!	71
Lesson 4	Let's play!	72
	Revision 8	73
	I can ...	74
Unit 12 My day		
Lesson 1	I make my bed.	75
Lesson 2	It's time ...	76
Lesson 3	You are late!	77
Lesson 4	Let's play!	78
	Revision 9	79
Unit 13 Clothes		
Lesson 1	She has a pink dress.	80
Lesson 2	Where are my shorts?	81
Lesson 3	Do you like your uniform?	82
Lesson 4	Let's play!	83
	Revision 10	84
	I can ...	84
Unit 14 The world of fairy tales		
Lesson 1	I like cartoons.	86
Lesson 2	On the farm	87
Lesson 3	Let's go to Susambil!	88
Lesson 4	Let's play!	89
	Revision 11	90
	Revision 12	91


Unit 1 All around me



Lesson 1 A – apricot, B – bee

1  **Listen and sing.**
Tinglang va kuylang.

2a  **Look, listen and point.**
Rasmga qarang, tinglang va ko'rsating.



2b  **Play “I can say ...”.**
„Men ayta olaman ...“ o‘yinini o‘ynang.
e.g. A: a cat.
B: I can say “Meow”.

3  **Play “1, 2, 3 – hop! 1, 2, 3 – stop!”**
„1, 2, 3 – hop! 1, 2, 3 – stop!“ o‘yinini o‘ynang.





4



Write the letters.

Harflarni yozing.

Aa



Bb

5a



Look at A. Count and match.

A rasmga qarang. Hayvonlarni sanang va mos rasm va raqamni belgilang.



A



B

5b



Look at B. Listen and repeat.



B rasmga qarang. Tinglang va takrorlang.

Unit 1 All around me

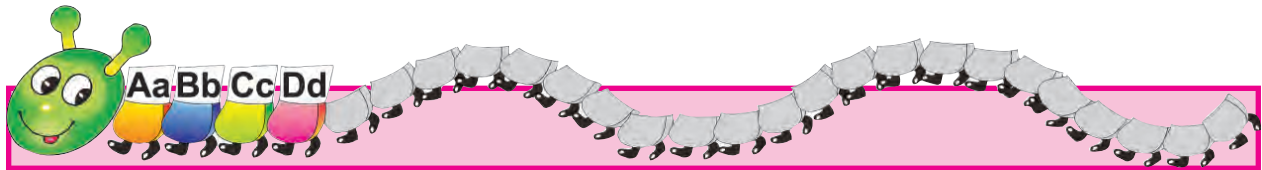
Lesson 2 I have ...

1  **Listen and sing.**
Tinglang va kuylang.

2  **Look and say.**
Rasmga qarang va ayting.



3  **Play "I have two grandads".**
„Mening ikkita buvam bor“ o‘yinini o‘ynang.



4



Write the letters.

Harflarni yozing.



Cc

Dd




5



Work in pairs. Play “Look and guess”.

Juftlikda bajaring. „Qarang va toping“ o‘yinini o‘ynang.



Unit 1 All around me

Lesson 3 This is my friend.

- 1  **Listen and sing.**
Tinglang va kuylang.

His name's Aziz.
My name's Sevara.

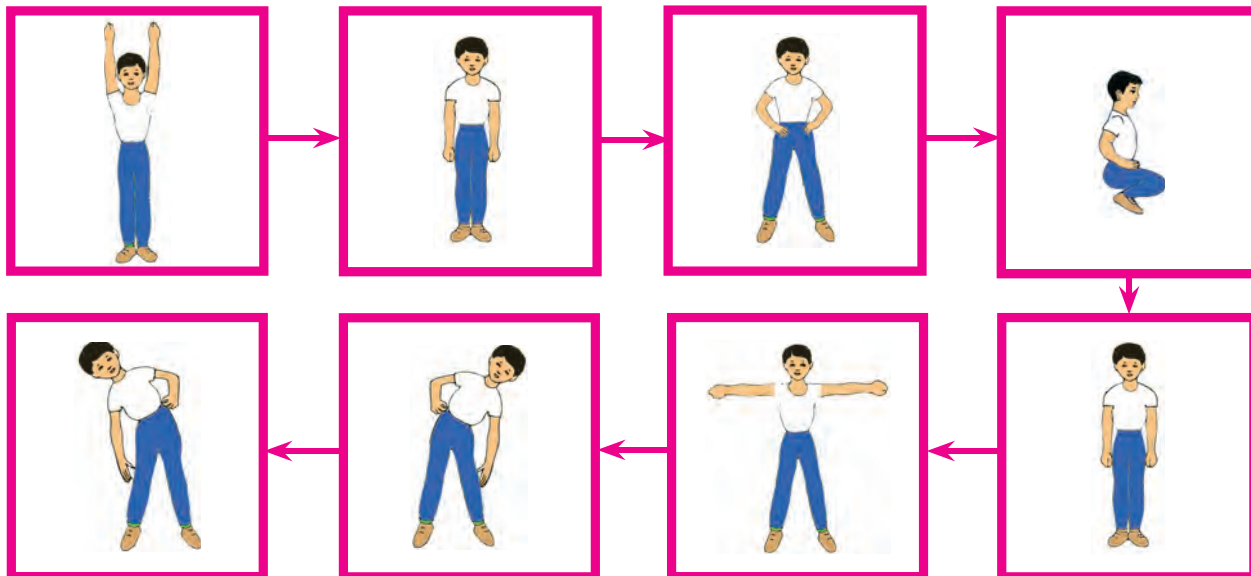
- 2  **Play "Snowball".**
„Qor to'pi“ o'yinini o'ynang.



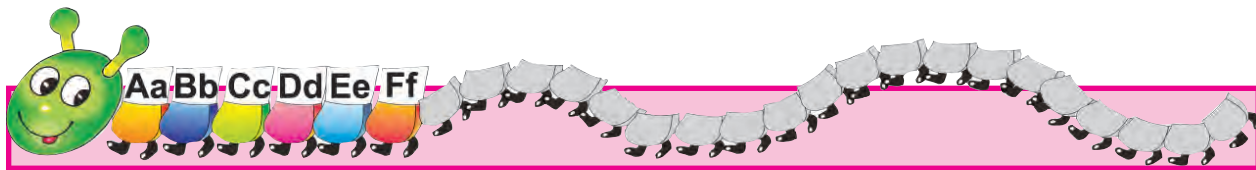
- 3  **Play "This is my friend. His name's ...".**
„Bu mening do'stim. Uning ismi ...“ o'yinini o'ynang.



- 4  **Look and do.**
Rasmga qarang va bajaring.



His name's Aziz. =
His name is Aziz.



5



Write the letters.
Harflarni yozing.



Ff




Ee



6



Play "Letters".
„Harflar“ o‘yinini o‘ynang.

































Unit 1 All around me

Lesson 4 Let's play!

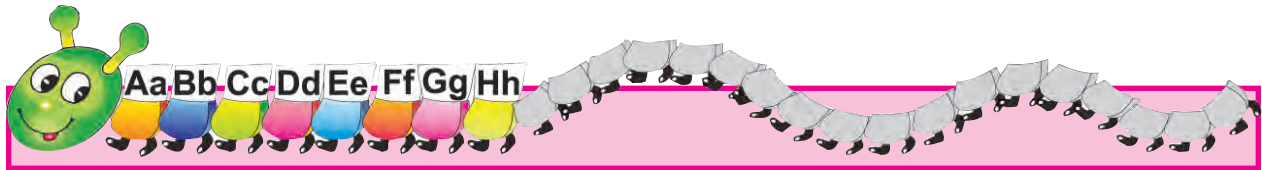
1  **Listen and sing.**
Tinglang va kuylang.

2  **Work in pairs. Play "Revision game".**
Juftlikda bajaring. „Takrorlash o'yini“ni o'ynang.



	A	B	C	D	E	F
1						
2						
3						
4						
5						

It's a cat. = It is a cat.



3 Write the letters.
Harflarni yozing.



Gg



Hh



4 Play "Bingo".
„Bingo“ o‘yinini o‘ynang.



Colour Bingo		

Toy Bingo		

Unit 2 Days of the week

Lesson 1 I can ...

1



Listen and repeat.

Tinglang va takrorlang.



2a



Play "Jump".

„Sakrang“ o‘yinini o‘ynang.



e.g. **A:** Jump.

B: I can jump.



2b

Work in pairs. Point and say.

Juftlikda ishlang. Ko‘rsating va ayting.


2c



Work in pairs. Mime and say.

Juftlikda ishlang. Imo-ishora bilan ko‘rsating va ayting.





3



Write the letters.

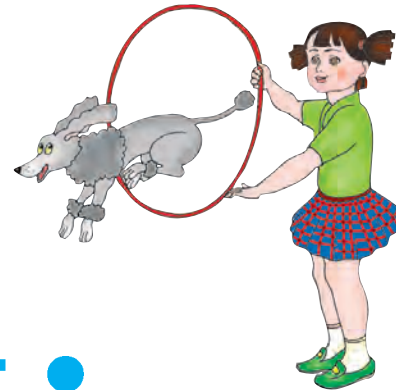
Harflarni yozing.



in



Ii



Jj




4



Play "Letters".

„Harflar“ o‘yinini o‘ynang.



Unit 2 Days of the week

Lesson 2 What's your favourite day?



1 **Listen and sing.**
Tinglang va kuylang.



2 **Play "Ball".**
„Koptok“ o‘yinini o‘ynang.



e.g. **A:** (throws a ball) Sunday.



3



Listen and repeat.
Tinglang va takrorlang.

What's = What is




4



Write the letters.


Harflarni yozing.



LI



Kk



5



Play "Interview".

„Intervyu“ o'yinini o'ynang.

What's your favourite day?



6



Write, draw and colour.

Yozing, chizing va bo'yang.

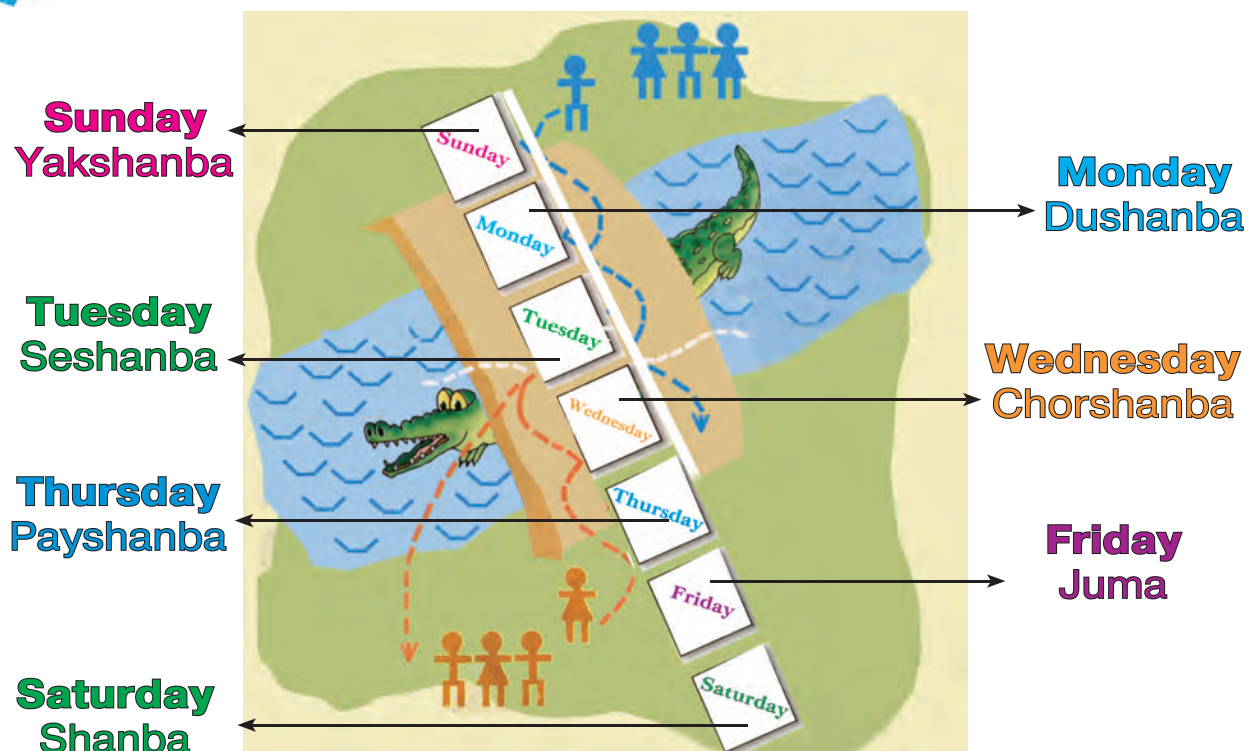
Unit 2 Days of the week

Lesson 3 Sunday, Monday ...

- 1  **Listen and sing.**
Tinglang va kuylang.



- 2  **Play "Cross the river".**
„Daryodan o‘ting“ o‘yinini o‘ynang.





3



Write the letters.

Harflarni yozing.

Nn



Mm

4



Play "Do sums".

„Misollar yeching“ o‘yinini o‘ynang.

10
 $9+1$
 $8+2$

$9+1=10$

$14+6=20$





20
 $14+6$
 $7+13$



$9+1=10$
 Nine plus one is ten.

Unit 2 Days of the week

Lesson 4 Let's play!

-  **1 Listen and sing.**
Tinglang va kuylang.
-  **2 Play "Run and take".**
„Yugur va ol“ o‘yinini o‘ynang.
-  **3 Read and match.**
O‘qing va mos kelgan so‘zni belgilang.
-  **4 Work in pairs. Play "Make a word".**
Juftlikda ishleng. „So‘z yasang“ o‘yinini o‘ynang.



Revision 1



1 **Play "ABC".**
„ABC“ o‘yinini o‘ynang.



2 **Play "Snakes and Ladders".**
„Ilonlar va narvonlar“ o‘yinini o‘ynang.



Move up! ↑
Yuqoriga harakat qiling.

Move down! ↓
Pastga harakat qiling.

25 	26	27 19+1=	28 10, 9, ..., 1	29	30 Yakshanba
24 	23 20, ..., 25	22 	21	20	19 3+5=
13 7+12=	14 Juma	15	16 Shanba	17 	18
12 3+6=	11 Payshanba	10 	9 Chorshanba	8 11+7=	7
1	2 Dushanba	3	4 5+4=	5 Seshanba	6 10, ..., 15

Unit 3 My free time



Lesson 1 I like ...

- 1  **Listen and repeat.**
Tinglang va takrorlang.



- 2a  **Look, listen and tick.**
Qarang, tinglang va belgilang.

- 2b   **Play “What colour do you like?”.**
„Qanday rangni yoqtirasiz?“ o‘yinini o‘ynang.

- 3   **Work in pairs. Play “I like lemons”.**
Juftlikda ishleng. „Limonlarni yaxshi ko‘raman“ o‘yinini o‘ynang.





4



Write the letters.

Harflarni yozing.



Oo



Pp




5



Play “I like ...”.

„Men ... ni yoqtiraman“ o‘yinini o‘ynang.



Unit 3 My free time

Lesson 2 On Sunday we ...

1  **Play “What’s your favourite game?”**
„Sevimli o‘yining nima?” o‘yinini o‘ynang.

2a **Look, listen and repeat.**
Qarang, tinglang va takrorlang.

On Monday we play handball.



2b  **Play “On Monday we play ...”.**
„Dushanba kuni biz ... o‘ynaymiz“ o‘yinini o‘ynang.



3



Write the letters.

Harflarni yozing.




Qq



?

Rr



4



Listen and say the chant.

Qofiyali she'ni tinglang va ayting.



Monday



Tuesday



Wednesday



Thursday



Friday



Saturday,

one, two, three.

Sunday




come with me.

Monday
on Monday

Unit 3 My free time

Lesson 3 What's that?

- 1a**  **Look, listen and repeat.**
Qarang, tinglang va takrorlang.



Look! That's a lion.

And that's a tiger.



- 1b** **Point and say.**
Ko'rsating va ayting.
e.g. That's a ...

- 1c** **Work in pairs. Ask and answer.**
Juftlikda ishlang. So'rang va javob bering.

A: (points) What's that?

B: That's a crocodile.

- 2**  **Play "Listen and guess".**
„Tinglang va toping“ o'ynini o'ynang.



A: It's big. It can swim.

B: That's a crocodile.



3




Write the letters.


Harflarni yozing.



Tt



Ss



4



Look and say.

Qarang va ayting.



This is a dog.
That's a cow.


That's a kite. =
That is a kite.

Unit 3 My free time

Lesson 4 Let's play!

1  **Listen and sing.**
Tinglang va kuylang.

2  **Play "Find your pair".**
„Juftingni top“ o‘yinini o‘ynang.



4a  **Work in pairs. Make sentences.**
Juftlikda ishlang. Gaplar yasang.

4b  **Play "Running dictation".**
„Yugurish diktanti“ o‘yinini o‘ynang.



3



Write the letters.

Harflarni yozing.



Uu



Vv

5



Play “Look and say”.

„Qarang va ayting“ o‘yinini o‘ynang.



6



Play “ABC”.

„Alifbo“ o‘yinini o‘ynang.







Unit 4 My hobby



Lesson 1 I collect trains.



1  **Listen and repeat.**
Tinglang va takrorlang.



2a **Look, read and match.**
Qarang, o'qing va rasmga mos gapni toping.



  What's this?



  It's a kite.

  It's a ball.

  It's a doll.

  It's a plane.

  It's a car.

  It's a train.

2b  **Read, draw and write.**
O'qing, chizing va yozing.

2c  **Play "I collect trains".**
„Poyezdlar to'playman“ o'yinini o'ynang.



3



Write the letters.

Harflarni yozing.

Xx



taxi



box

Ww



4



Read and match.

O'qing va matnga mos keluvchi rasmni toping.

- 1 Hi. My name's Ben. I like books.
- 2 Hello. My name's Ann. I like films.
- 3 Hello. My name's Kate. I like computer games. I have 20 computer games.

a



b



c



Unit 4 My hobby





Lesson 2 What's your hobby?


1  **Listen and sing.**
Tinglang va kuylang.

2  **Play "What's your hobby?"**
„Sevimli mashg'ulotingiz nima?“ o'yinini o'ynang.

e.g. **A:** What's your hobby?

B: My hobby's planes.



3  **Work in groups. Play "Let's play games".**
Guruhlarda islang. „Keling, o'ynaymiz“ o'yinini o'ynang.





4



Write the letters.

Harflarni yozing.

Yy

Do you like yellow?



Zz



5



Look, listen and read.

Qarang, tinglang va o'qing.



Tigers and lions In the zoo.

Kangaroos, crocodiles, Zebras too.

Count the monkeys Two by two.

All the animals In the zoo.



Unit 4 My hobby

Lesson 3 I have eight planes.



1 Listen and sing.
Tinglang va kuylang.



2a Look, listen and write.
Qarang, tinglang va yozing.



Zumrad I collect planes.

Jasur

Lucy

Zarina

Harry

Umid



2b Work in pairs. Point and say.
Guruhlarda ishleng. Ko'rsating va ayting.




e.g. **A:** (points)

B: My name's Zumrad. I collect planes.
I have eight planes.



2c Complete the sentences.
Gaplarni to'ldiring.



3a  **Play “Are you a parrot?”**
„Siz to‘tiqushmisiz?“ o‘yinini o‘ynang.
 

I have two legs and two wings.



Are you a parrot?

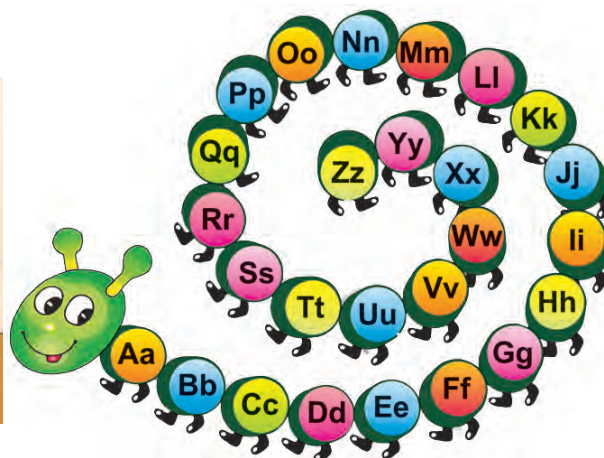
3b  **Play “How many legs do you have?”**
„Nechta oyog‘ingiz bor?“ o‘yinini o‘ynang.


Unit 4 My hobby



Lesson 4 Let's play!

1  **Listen and sing.**
Tinglang va kuylang.


2a  **Look, listen and repeat.**
Qarang, tinglang va takrorlang.




2b   **Sing "ABC song".**
„ABC qo'shig'i"ni kuylang.

2c   **Look and complete.**
Qarang va tugallang.



3  **Play "ABC".**
„Alifbo" o'yinini o'ynang.




4  **Play "Name Line".**
„Ismingiz tartibi bo'yicha saflaning" o'yinini o'ynang.



Revision 2

1  **Work in pairs. Play “Make a word”.**
Juftlikda ishleng. „So‘z yasang“ o‘yinini o‘ynang.

2  **Listen, repeat and do.**
Tinglang takrorlang va bajaring.






3  **Work in pairs. Play “Questions”.** **Choose a colour and a category.**
Juftlikda ishleng. „Savollar“ o‘yinini o‘ynang. Mos kelgan rang va toifani tanlang.

e.g. **A:** Name, pink.

B: What’s his name?



His name is ...

Points	Name	Favourite	Hobby
5	What’s your name?	What’s your favourite colour? 	What’s your hobby?
10	What’s his name? 	What’s your favourite day?	What’s his hobby? 
15	What’s her name? 	What’s your favourite season?	What’s her hobby? 

Unit 5 My day off

Lesson 1 We like playing tag.

1a  Look, listen and repeat.



watching TV



playing see-saw



Bingo!

playing
games



playing tag

playing
hopscotch



1b  Work in pairs. Point and say.

e.g. A: (points).

B: Playing hopscotch.

2 Listen and repeat.

Playing hopscotch,

Playing games,

Playing see-saw,

Playing tag.

3a  Play "I like playing tag".

3b  Work in groups of 4. Play "You like ...".

e.g. A: (mimes).

B: You like playing hopscotch.

4  Write the sentences.

I like playing
I like running

Unit 5 My day off

Lesson 2 Do you like ...?

1  Sing the song.


2a  Look, listen and repeat.

Do you like jumping a rope?



Yes, we do.

Do you like swimming?



No, I don't.

2b  Work in pairs. Play "Ask and answer".

A: Do you like jumping?



B: No, I don't. (Yes, I do.)

Do you like climbing?



No, I don't.

3a  Listen and tick.

3b  Complete the sentences.

Do you like ...?

Yes, I do. / No, I don't.

Unit 5 My day off

Lesson 3 I don't like ...

1  Listen and sing.

2a  Look, listen and repeat.

Granny, do you like flowers?

1  Hello! My name's Beeny.

2  Yes, I do. I like flowers! My favourite season is spring.

 Zzzzz...

I like sunny days. I don't like rainy days.

3  No, I don't. I like honey and counting. And I don't like lazy boys!



Grandad, do you like playing tag?

4  Grandad, do you like playing tag?



2b   Look, read and match.

3a  Listen and repeat.

grass water corn carrot cabbage

3b  Read and match.

3c  Play "They like/don't like ...".

I like sunny days.
I don't like rainy days.

Unit 5 My day off

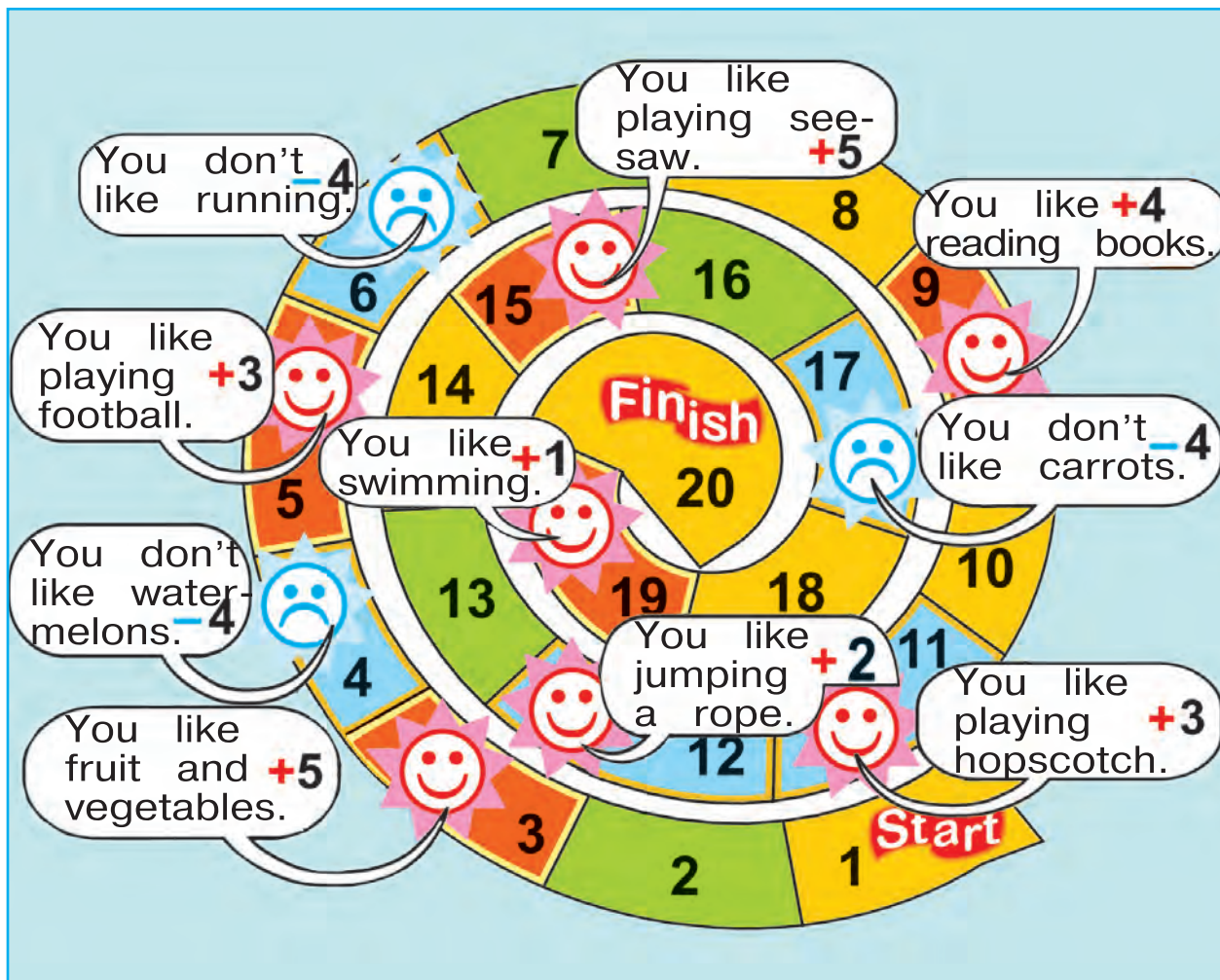
Lesson 4 Let's play!

1a  Look, listen and repeat.



1b  Sing and play.

2  Play "You like / don't like ...".



Unit 6 School things

Lesson 1 Eleven, twelve ...

1  Listen and sing.

2a  Look, listen and repeat.

one	eleven
two	twelve
three	thirteen
four	fourteen
five	fifteen
six	sixteen
seven	seventeen
eight	eighteen
nine	nineteen
ten	twenty



2b   Write the numbers.

3   Play "Numbers".

4   Play "More. Less".

5  Play "How old is your sister?"

Unit 6 School things

Lesson 2 We have ...

1  Listen and sing.

2  Look, listen and repeat.



an album



a pencil case



a sharpener

3  Play "Memory game".

an eraser

4   Play "Numbers".



5a   Work in groups of 4.
Play "We have ...".

colour pencils

We have five pink pens.



5b  Play "Reporting".



A: We have ten blue pencils.

B: We have seven blue pencils.

6   Play "Run and tap".



Unit 6 School things

Lesson 3 Can I have a pen, please?

1  Listen and sing.

2  Write the words in the right column.

3a  Look, listen and repeat.

Can I have a somsa, please?

Thank you.

Here you are.



3b  Look and complete.



3c  Work in pairs. Play “Can I have ... ?”

A: Can I have a ...?

B: Yes, here you are.

A: Can I have a ...?

B: No, sorry.

4   Look and do.



5   Work in groups of 4/5. Play “Please”.

A: Can I have a pen?

B: No, sorry.

A: Can I have a pen, please?

B: Yes. Here you are.

Unit 6 School things

Lesson 4 Let's play!

1  Listen and sing.

2  Look, listen and repeat.

What's in your bag?



I have pens, books, pencils, a hot dog ...



It's not a hot dog.
It's a "hot cat!"



Oh, no!

Meow ...



3   Play "What's in your bag?"

4   Play "Five questions".

5   Play "Bingo".

6  Silent picture dictation.

Revision 3

1 Play “Memory game”.



2 Play “I like .../don't like ...”.

e.g. I like bananas. I don't like apples.

3 Play “Numbers”.



4 Work in pairs. Ask and answer.

1 3 5 10 12 15 16 17 18 20

e.g. Pupil 1: Blue.

Pupil 2: One.



5    Play “Make a word”.




I can ...

6 Work in pairs. Do the quiz “I can ...”.

1) I can say the ABC.

Alifboni ayta olaman.



2) I can speak and write about my family.

Oilam haqida gapirib, yoza olaman.

e.g. I have ...

3) I can say the days of the week.

Hafta kunlarini ayta olaman.

e.g. Monday ...

4) I can speak about my hobby.

Sevimli mashg'ulotim haqida gapira olaman.

e.g. My hobby's ...

5) I can count, read and write from 1 to 20.

1 dan 20 gacha sanay, o'qiy va yoza olaman.

Unit 7 My school

Lesson 1 Our school is big.

1  Listen and repeat.

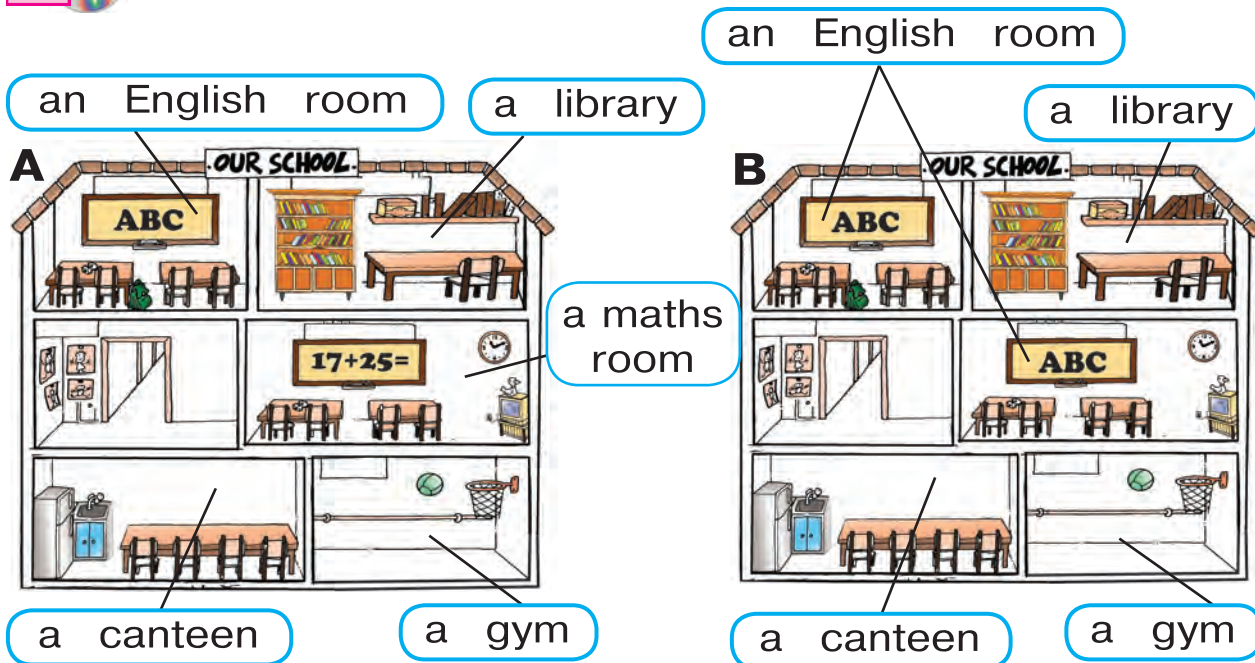
2a Look, listen and repeat.

our school classroom
library gym canteen

2b Work in pairs. Point and say.

3 Look, listen and do.

4a  Look, listen and guess.



4b  Work in pairs. Look and write.

4c  Work in pairs. Show and say.

e.g. This is our school.

It's

We have

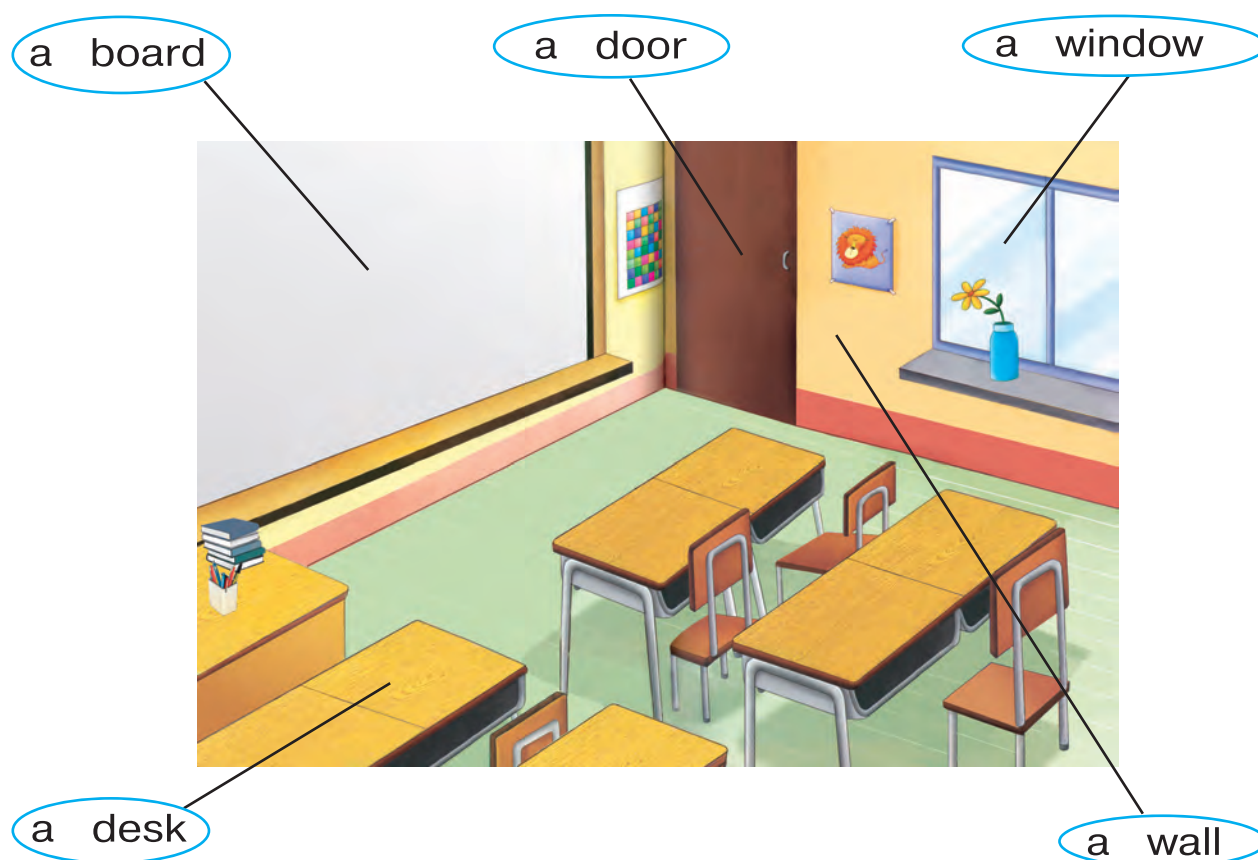
Unit 7 My school

Lesson 2 The door is brown.

1  Listen and repeat.

2 Listen and complete.

3a  Look, listen and repeat.



3b  Play "Run and tap".

4  Read and stick.

5  Look and complete.

6  Look and write.

Unit 7 My school

Lesson 3 Is this ...?

1a Look and say.

Good morning, Mr Brown.

This is my teacher, Mr Brown.

Good morning.

This is my teacher, Mrs Green.

Good morning.

Good morning, Mrs Green.

1b Work in threes. Play "Teachers".

2 Look, listen and point.

3 Look and read.

Is this a library?

Is this a library?

Where's the library?



Oh, no! This is a gym.



No, it's an English room.

Is that a library?



No, it's a canteen.

Is this a library?



Hm...







Yes. Do you like reading books?

4   Look and complete.

Revision 4

1   Play "Make a word".

2 Work in two teams. Choose and Say.

Points	Classroom	School	Read and answer	Read and do
1	<p>This is</p> 	<p>That is a</p> 	<p>What colour is the door?</p>	<p>Stand up, go to the board and say: "This is my teacher Mrs/Mr ...".</p>
2	<p>The books are</p> 	<p>Is this ...?</p> 	<p>What's this?</p> 	<p>Look and say the time.</p> 
3	<p>Complete. Desk, board, ..., ... and</p>	<p>Say five school rooms.</p>	<p>What's on the table?</p>	<p>Go to the door. Open it. Say "Good bye".</p>
4	<p>Our class-room is</p>	<p>Our library is</p>	<p>What's in your class-room?</p>	<p>Say seven days of the week.</p>

I can ...

3 Work in pairs. Do the quiz “I can ...”.

1) I can speak about school things.

O'quv qurollari haqida ayta olaman.

e.g. I have ... It's ...



2) I can say and write about my free time.

Bo'sh vaqtim haqida aytib, yoza olaman.

e.g. I like ...

3) I can say and write about my Sunday.

Dam olish kunim haqida gapirib, yoza olaman.

e.g. On Sunday I ...

4) I can use “This is ...” and “That is ...” in sentences.

“This is ...” va “That is ...” iboralarini gaplarda ishlata olaman.

e.g. This is a book. That is a door.


5) I can ask questions using “Is this ...?/Is that ...?” and answer them.

“Is this ...?/Is that ...?” iboralarini yordamida savollar bera olaman va ularga javob bera olaman.

Is this a dog?



Is that a kite?



Unit 8 Time

Lesson 1 In the morning

1 Sing the song.

2  Look and say.



morning





afternoon



evening

3a  Read and complete the table.



1 get up 2 brush teeth 3 have breakfast 4 go to school 5 play games 6 watch TV

3b Play “Point and say”.

3c Work in pairs. Play “Miming”.

e.g. A: Brush teeth. B: (mimes).

4 Work in pairs. Listen and say.

e.g. A: I get up B: ... in the morning.

5   Write three sentences.

e.g. I brush teeth in the morning.

Unit 8 Time

Lesson 2 It's 2 o'clock.

1  Look, listen and say.




It's 2 o'clock.



It's 2.30.

2  Look and do.



3   Listen, repeat and write the time.

4  Play "My favourite time".

e.g. A: What's your favourite time?

B: It's three o'clock. (I play games.)

5   Play "Clock".

It's 10.30



6   Play "Time Bingo".

Unit 8 Time

Lesson 3 What's the time, Mr Wolf?

1  Work in pairs. Listen and repeat.

What's the time?

It's eleven o'clock.



Thank you.



2   Work in pairs. Ask and complete.

3  Play "What's the time, Mr Wolf?"

4a Look and say.

at  = at eight o'clock

at  = at twelve thirty

4b  Play "I get up at 7 o'clock".

e.g. A: Get up.

B: I get up at 7 o'clock. Have breakfast.

C: I have breakfast at

5   Write three sentences.

e.g. I have breakfast at 7.30.

Unit 8 Time

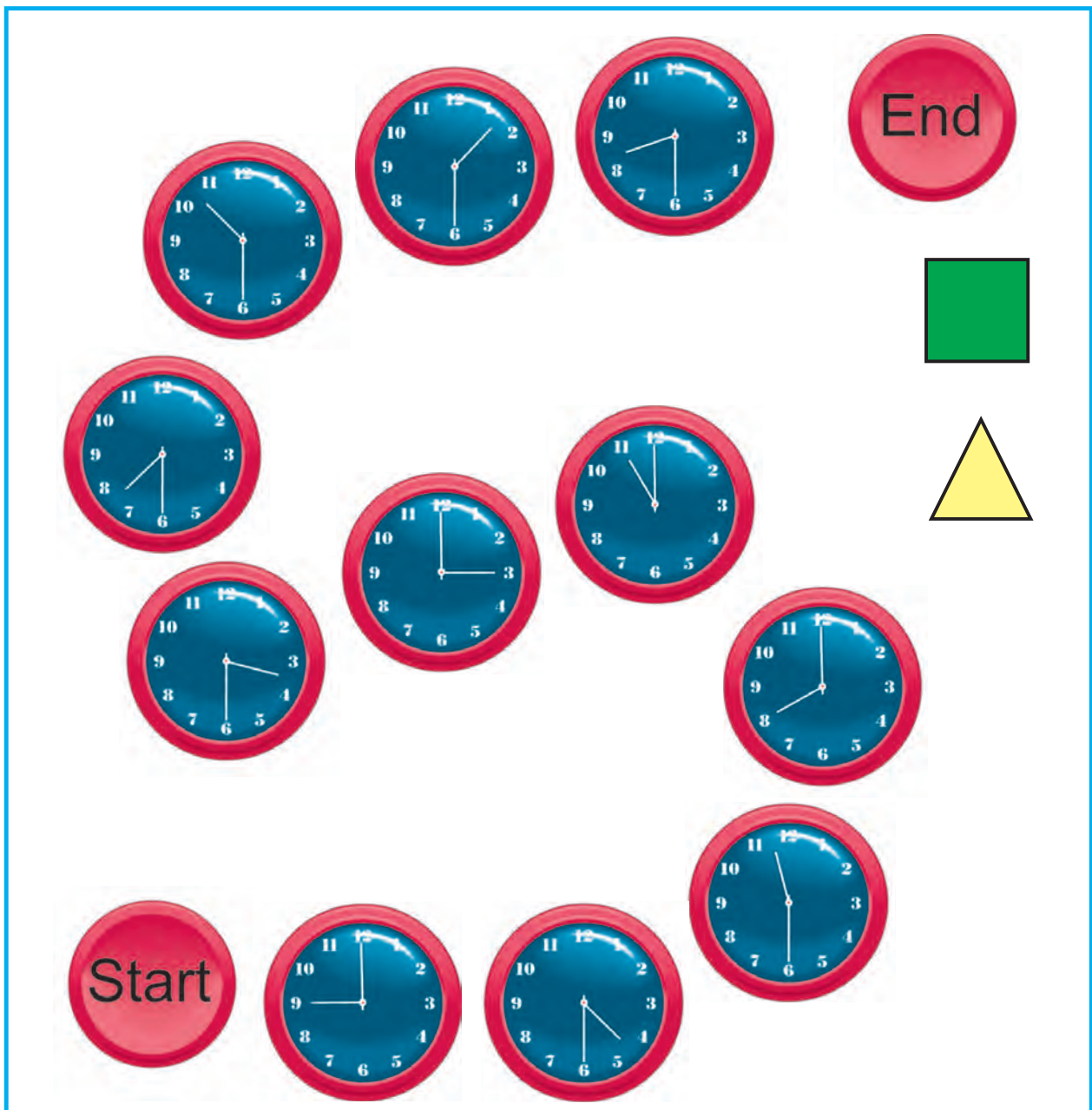
Lesson 4 Let's play!

1  Play "What's the Time?"

2  Play "Time Game". Say the time and a sentence.

e.g. **A:** What's the time?


B: It's 8 o'clock. I go to school.



Revision 5

1   Play “Backdrawing”.

2   Play “What’s the time?”



3 **Work in pairs. Do the quiz “I can ...”.**
Juftlikda „Men qila olaman“ viktorinasini bajaring.

1) **I can ask about and say the time.**

Vaqt haqida so‘rab, ayta olaman.

e.g. – What’s the time? – It’s eight o’clock.



2) **I can use the prepositions of time: in, at, on.** *In, at, on* payt predloglarini ishlata olaman.

e.g. in the evening, at 7 o’clock, on Wednesday.

3) **I can make sentences with time.**

Men vaqtlar bilan gaplar yasay olaman.


e.g. I have breakfast at 7 o’clock.

Unit 9 School subjects

Lesson 1 My favourite subject

1  Listen and repeat.

2a  Look, read and match.



2b  Listen and repeat.

3  Play “What’s your favourite subject?”

A: What’s your favourite subject?

B: English. What’s your favourite subject?

4a  Look and write.

4b Work in group of 4. Listen and guess.


PE = Physical education

Unit 9 School subjects

Lesson 2 Sevara likes maths.

1  Look, say and write.

gets up, has breakfast, plays games,
goes to school, reads books, watches TV



e.g. Sevara gets up at 6 o'clock.
Sevara brushes her teeth at 6.30.

2  Play "She likes music. I like maths".

3a  Work in groups of 4. Ask and write.

3b  Play "Reporting".

e.g. Rustam gets up at 6. Madina gets up

4  Read and say about Diana.

e.g. Her name's Diana. She lives in London.

My name's Diana. I live in London. I get up at 6.30. I have breakfast at 7. I go to school "Green". I like my school. We have reading, writing, maths, music, PE and art.

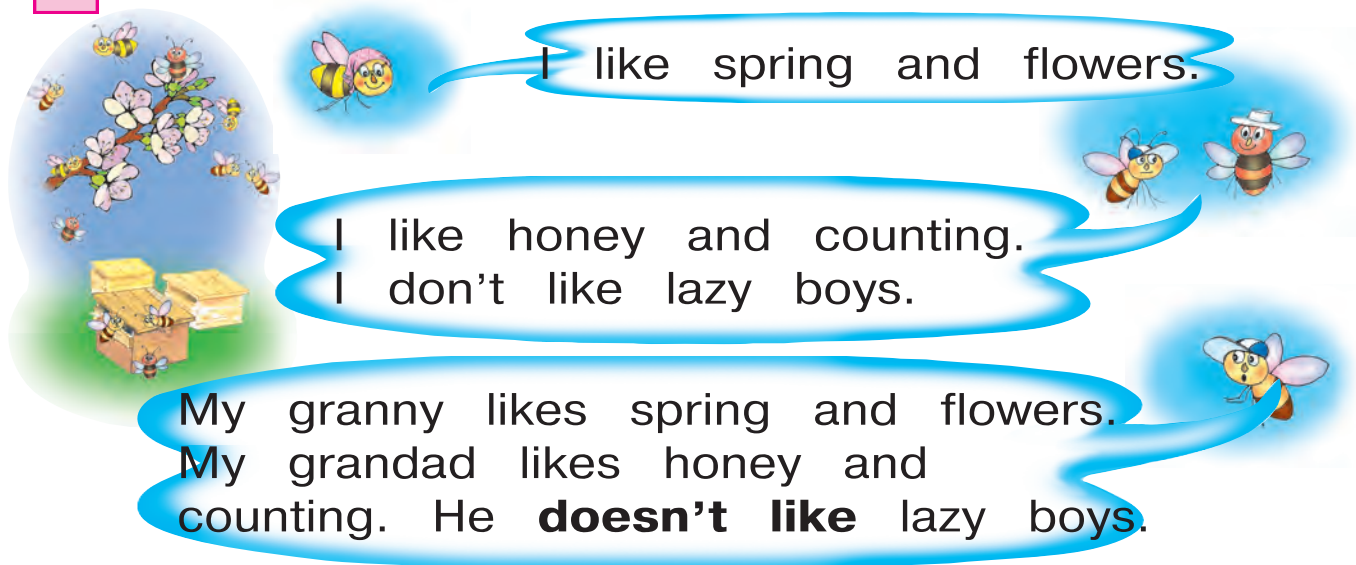
read	—	reads
watch	—	watches
have	—	has

Unit 9 School subjects

Lesson 3 Sevara doesn't like ...

1  Listen and sing.

2 Look and read.



3  Play "I don't like ...".

e.g. A: I don't like singing.

B: He doesn't like singing.

4a  Work in groups. Play "Do you like ...?"

 e.g. A: Do you like English?

B: Yes. Do you like music?

A: No, I don't.

4b Report to the class.

e.g. Amir likes English. He doesn't like music.

5  Play "Listen and guess".

e.g. A: She likes English and music.

She doesn't like maths.

B: Kate?

I don't like ...
He / She doesn't like ...

Unit 9 School subjects

Lesson 4 Let's play!

1  Sing the song.



2  Play "When do you have music?"

e.g. **A:** (throws a ball). When do you have art?

B: On Friday.

music, English, PE, maths, reading,
art, Uzbek, Russian

3  Play "Tic Tac Toe".

Revision 6

- 1** Work in pairs. Look, match and say.
e.g. We count at maths lessons.



- 1 We count ...
- 2 We read, write and speak English ...
- 3 We play football ...
- 4 We sing songs ...



- a) at music lessons.
- b) at PE lessons.
- c) at maths lessons.
- d) at English lessons.

- 2** Work in teams. Choose and say.

e.g. Days of the week, 10 points.

Days of the week	School things	School subjects	Time	Like playing/doing
10	10	10	10	10
20	20	20	20	20
30	30	30	30	30
40	40	40	40	40

- 3** Work in pairs. Play "Make a word".

I can ...

4 Work in pairs. Do the quiz "I can ...".

- 1) **I can say sentences with parts of the day.**
Kun qismlari bilan gaplar ayta olaman.
e.g. I go to school in the morning. I watch TV in the afternoon.

- 2) **I can read and draw clocks.**
Men soatlarni aytib, chiza olaman.
e.g. It's 8 o'clock.



- 3) **I can speak about school subjects.**
Men maktabdagi fanlar haqida gapira olaman.
e.g. My favourite subjects
- 4) **I can speak about my day.**
Men kun tartibim haqida gapira olaman.
e.g. I get up at



- 5) **I can say what I do at the lessons.**
Darslarda nima qilishim haqida gapira olaman.
e.g. I read and write
- 6) **I can say what my friend likes and doesn't like.** Men do'stimning nimalarni yoqtirishi va yoqtirmasligi haqida gapira olaman.
e.g. My friend likes He doesn't
- 7) **I can ask and say when we have lessons.**
Darslarimiz qachon bo'lishi haqida so'rab, ayta olaman.
e.g. — When do you have English?
— On Tuesday and Thursday.

Unit 10 Months

Lesson 1 January, February ...

1a Look and say in your mother tongue.

1b Write the order.

1c Check.



months

2 Play "Say in order".

A: September.

B: October.

3a Look and guess.

Dec	Sep	Mar	Jun	Aug	Oct
Jul	May	Apr	Jan	Nov	Feb

3b Work in groups. Play "Write a month".

4 Play "Bingo".



5 Put the months in alphabetical order.

e.g. 1 April 2 ...



Unit 10 Months

Lesson 2 There are 30 days in ...

1  Listen and repeat.

There is one calendar.

2a  Look, listen and repeat.



There are four pictures.

2b  Play “There is ... There are ...”.

e.g. A: There is a door.

B: There are doors.

A: There is a ...

3a Look and say.

There are four weeks in a month.

four weeks	in	a month
twelve months		a year
four seasons		
30 days	in	January
31 days		February
28 days		March



3b  Look and complete.

4a  Play “There are 30 days in ...”.

4b  Write three sentences.

e.g. There are thirty days in September.



21 = twenty-one

Unit 10 Months

Lesson 3 What's your favourite ...?

1  Listen and repeat.

cold hot
warm cool

2a  Play "Listen and point".

2b  Look and say.

rainy snowy sunny
windy cloudy



It's cold in winter.
It's snowy in winter.

3  Work in pairs. Play "Spring. It's warm in spring".

e.g. A: Spring. B: It's warm in spring.

4a  Play "Seasons".

4b  Play "Our favourite season".

Our favourite season is summer.

It's hot in summer.

There are three months in summer.

We can jump a rope.



Unit 10 Months

Lesson 4 Let's play!

1  Listen and repeat.

My birthday is in July.

2  Play "Months quiz".

My birthday is in November.



3  Look, read and complete.

4a Look, read and translate.

4b Listen and repeat.

When's your birthday?

It's in November.

5  Play "Birthday line".

A: When's your birthday?

B: It's in September.



6  Play "Backdrawing".



When's your birthday? =
When is your birthday?
It's in September. =
It is in September.

Revision 7

1 Read and complete the table.

Ali: My birthday month starts with 'A'. It has five letters.

Zarina: My birthday month has two "o" letters.

Amir: Summer starts in this month. I have my birthday.

Muslima: My birthday month starts with 'J'. It has seven letters.

Soliha: My birthday and Navruz are in this month.

Botir: My birthday month has 28 or 29 days.

2 Play "My birthday month".

3 Play "Do sums".

4 Listen and find the odd one out.



Unit 11 Holidays

Lesson 1 I like presents.

1  Listen and sing.

2a   Look, listen and match.



2b Look, read and match.

My birthday month has two "u" letters.



August.



3  Play "My birthday month".

4a  Work in pairs. Play "I like my present".

e.g. A: I like my present. It's black and white.
B: A ball.



4b   Draw and write.

Unit 11 Holidays

Lesson 2 It's in September.

1  Listen and sing.

2a  Listen, read and match.



① It's my birthday! My birthday is in June. We sing, dance, play games, and eat cakes.



② We live in Mexico. We have Independence Day. It's in September.



③ I live in Korea. We have Earth Day in April. We plant flowers and trees.

2b  Read and match.

3  Work in pairs. Play "Listen and say".

e.g. A: Independence Day.

B: It's in September.

4  Work in groups. Play "Look and guess".

e.g. Group 1: Good morning, granny.
Happy holiday!

5   Complete the sentences.

Unit 11 Holidays

Lesson 3 Happy Navruz!

1a Look and say what holiday it is.



1b Complete the flower diagram for Navruz.

2a Read the texts and find the words.

special food parade



They live in Mexico. December is their favourite month. They have a special holiday. They sing songs and eat special food. They play games. It's a lot of fun!

They live in Korea. May is their favourite month. They have a special holiday for children. They play games, go to parades and eat special food. Children get presents. It's a lot of fun!



2b  Listen and repeat.

3a  Complete and read your story.

3b  Play "Listen and guess".

Unit 11 Holidays

Lesson 4 Let's play!

1  Listen and sing.

2  Play "Put in order".



Navruz Women's Day Independence Day
New Year's Day Teachers' Day birthday



3  Play "Bingo".

4  Play "Find your partner".

Revision 8

1  Work in groups of 4. Play “Months and holidays”.



Move up! ↑
Yuqoriga harakat qiling.

Move down! ↓
Pastga harakat qiling.

24 New Year's Day	23 Dec, 8	22 Dekabr	21 Kuzgi ta'tillar	20	19 Oct, 1
13 Oktabr	14 Sep, 1	15	16 Sentabr	17 Avgust	18
12 Iyul	11 Yozgi ta'tillar	10 Iyun	9	8 May	7 Aprel
1 Yanvar	2	3 Fevral	4 Mart	5 March, 8	6 Navro'z

2  Play “Make a word”.

I can ...

3 Work in pairs. Do the quiz “I can ...”.

1) **I can write and say the months in order.**
Oylarni tartib bo'yicha yozib, ayta olaman.
e.g. January, ...

2) **I can use the short forms of months.**
Oylarning qisqa shaklini ishlata olaman.
e.g. Feb – February, ...

3) **I can count from 1 to 31.**
1 dan 31 gacha sanay olaman.



4) **I can use “There is .../There are ...”.**
“There is .../There are ...” ishlata olaman.
e.g. There is a calendar on the wall.
There are thirty days in April.

5) **I can name the holidays in Uzbekistan.**
O'zbekiston bayramlarini ayta olaman.
e.g. Navruz,

6) **I can say when my birthday is.**
Tug'ilgan kunim oyini ayta olaman.
e.g. My birthday's in

7) **I can say when the holidays are.**
Bayramlar qachon nishonlanishini ayta olaman.
e.g. Navruz is in March.





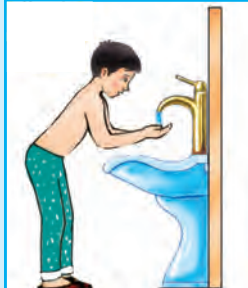




8) **I can ask a question about birthday.**
Tug'ilgan kun haqida savol bera olaman.
e.g. “When ...?”

Unit 12 My day

Lesson 1 I make my bed.

1a  Look, listen and repeat.

1b Work in pairs. Point and say.

			
make (my) bed	do morning exercises	wash (my) face and hands	
			
get dressed	comb (my) hair	have lunch	do homework

1c  Play "Find your partner".

2  Work in pairs. Play "Robot".

e.g. A: Make your bed.

B: (mimes).

3  Work in pairs. Play "My day".

4  Look and write.



I make my bed.
You make your bed.

Unit 12 My day

Lesson 2 It's time ...

1a Look, listen and repeat.

1b  Look, read and match.



2a  Play "Listen and say".

e.g. A: Get dressed.

B: It's time to get dressed.

2b  Work in groups. Play "It's time ...".

e.g. Gr A: Have breakfast.

Gr B: It's time to have breakfast.

3a   Listen and draw the time.

3b   Play "What's the time?"

4   Write the sentences.

Unit 12 My day

Lesson 3 You are late!

1a Read and match.

I'm sad.	Men baxtliman.
I'm happy.	Men kech goldim.
I'm tired.	Men charchadim.
I'm hungry.	Men g'amginman.
I'm late.	Men bandman.
I'm busy.	Mening qornim och.

1b Look and write.

2 Look, read and find the correct sentence.

a) Tom is a lazy boy. b) Tom is a busy boy.

① Tom, get up. It's time to go to school.

② I'm tired. Help me, please.

③ I love football!

④ Oh, no!

Oh, sorry mum. I'm busy.

Good morning, Mrs Brown.

You are late. The lesson is over. Good bye, Tom.

Oh, no!

3a Sing the song.

3b Read the poem.

I am happy.	We are happy.
You are happy.	You are happy.
He is happy.	They are happy too!
She is happy.	

3c Work in pairs. Write your poem.

Unit 12 My day

Lesson 4 Let's play!

1  Sing the song.

2a  Work in groups. Play "Time".




2b  Work in groups. Play "Make a clock line".

2c  Work in groups. Play "Clock salad".

Revision 9

1  Play "What's the time?"

2  Work in pairs. Play "Ask and answer".
e.g. A: What's the time?
B: It's six o'clock.
It's time to get up.




Unit 13 Clothes

Lesson 1 She has a pink dress.

1  Listen and sing.

2a Look, listen and repeat.



2b  Play "Look and say".

3a Look, read and find Malika.

Malika: Look ... I like this T-shirt. Do you like it?

Ziyoda: Yes, it's nice. I like the colour. It's my favourite. I like orange.

Malika: I don't like orange. My favourite colours are blue and pink.

3b  Work in pairs. Play "Listen and point".

4a  Look and make sentences.

He She	has	a blue	dress.
		a pink	T-shirt.
		a yellow	cap.
		an orange	hat.

4b   Write three sentences.

Unit 13 Clothes

Lesson 2 Where are my shorts?

1  Listen and sing.


2a Look and match.

1 trousers 3 jeans
2 shorts 4 trainers



2b Look, listen and repeat.

3a Look, read and point.



3b  Work in pairs. Play "Where are my shorts?"

A: Where is/are my ... ?

B: It's/They are ...

4  Play "Picture dictation".

5  Look and write.

Unit 13 Clothes

Lesson 3 Do you like your uniform?

1  Listen and sing.

2a Look, listen and repeat.

wear a uniform a doctor
a pilot a jacket
a cook cooking





2b Work in pairs. Point and say.

A: (points)

B: She is a doctor. She wears a uniform. Her uniform is ...

2c  Look, listen and point.

3a Look, read and find.



I like my school. This is our school uniform. Girls wear red skirts, white shirts and red jackets. Boys wear red trousers, white shirts and red jackets.

3b  Choose and complete.

4   Write the words in the right box.

Unit 13 Clothes

Lesson 4 Let's play!

1 Listen and sing.

2  Play "Simon says".

3  Play "Describe and guess".

e.g. She has ...



4  Work in pairs.
 Find five differences.

A: Look at this picture.

B: Look at page 85.

A: The girl has a white hat.

B: The girl has a pink hat.



Revision 10

1  Play "Listen and run."

e.g. A: I have blue jeans.

B: I have a purple cap.

2  Play "I have a T-shirt".

3  Play "Running dictation".



I can ...

4 Work in pairs. Do the quiz "I can ...".

1) **I can describe clothes.**

Men kiyimlarni tasvirlay olaman.

e.g. He has a white T-shirt.

2) **I can write what clothes I have.**

Men qanday kiyimlarim bor ekanligini ayta olaman.

e.g. I have a yellow cap.

3) **I can write about school uniform.**

Men maktab formasini tasvirlab yoza olaman.

e.g. I like our school uniform. Girls wear ...

- 4) **I can describe uniforms of doctors, cooks and pilots.** Men shifokorlar, oshpazlar va uchuvchilar formalarini tasvirlay olaman.
e.g. Pilots wear a uniform. They wear ...
- 5) **I can use words (happy, sad, tired, busy, hungry).** (Happy, sad, tired, busy, hungry) soʻzlarini ishlata olaman.
e.g. I am happy.



- 6) **I can say where the clothes are ('on', 'in', 'under').**
Men 'on', 'in', 'under' va h.k. predloglar yordamida kiyimlar qayerda joylashganini ayta olaman.
e.g. The cap is on the table. The jeans are under the chair.
- 7) **I can ask where the clothes are.**
Men kiyimlar qayerda ekanligini soʻray olaman.
e.g. Where is my shirt? Where are my jeans?
- 8) **I can say about my daily routine.**
Men kun tartibim haqida ayta olaman.
e.g. I get up at
- 9) **I can use "It's time ...".**
e.g. It's time to get up.

Lesson 4 Let's play!

4



Work in pairs.
Find five differences.

- B:** Look at this picture.
A: The girl has a white hat.
B: The girl has a pink hat.



Unit 14 The world of fairy tales

Lesson 1 I like cartoons.

1 Answer the questions.

Do you like cartoons?

What cartoons do you know?

Do you know Little Red Riding Hood?

2a Look, listen and repeat.

2b Find the words in the wordlist.

Hello, Mr Wolf.

Hello, Little Red Riding Hood.

tasty little meet eat up cartoon

Granny, what big eyes you have!

Granny, what a big nose you have!

2c Look and read.

Hello, granny.

Hello, Little Red Riding Hood.

Granny, what long ears you have!

Granny, what big teeth you have!

Yes! I like little girls. Yum, yum, yum. They are tasty.

2d Look and match.

3 Answer the question.

What is the end of the cartoon?

4 Work in pairs. Act out.

Unit 14 The world of fairy tales

Lesson 2 On the farm

1  Listen and sing.

2a Answer the questions.

- 1 Where are the animals?
- 2 What animals can you see?
- 3 What can they do?



2b  Look in the wordlist.

donkey mouse tail

3a Read and say what horses can do.

Horses are big animals.
They are white, black and brown.
They can run, jump and swim.
They like eating grass.



3b  Choose an animal and write.

4  Work in pairs. Play “What animal am I?”

e.g. **A:** I live on the farm. I can run and jump.
I like eating grass. I have four legs and
a long tail. I am brown.

B: Are you a horse?

A: Yes!

Unit 14 The world of fairy tales

Lesson 3 Let's go to Susambil!

1 Answer the questions.

Do you know the story "Susambil"?
Where do the animals want to go? Why?

2a Find the words in the Wordlist.

fresh air clean water bull



2b Listen, look and say.

Where do you go?



What is Susambil?

I want to go to Susambil, too.

I want to go to Susambil.

Let's go to Susambil!



There's a lot of grass, fresh air, and clean water there.



Where do you go?

We want to go to Susambil, too.

Where do you go?

We want to go to Susambil. There's a lot of grass, fresh air, and clean water there.

Let's go to Susambil!



Where do you go?

I want to go to Susambil, too.



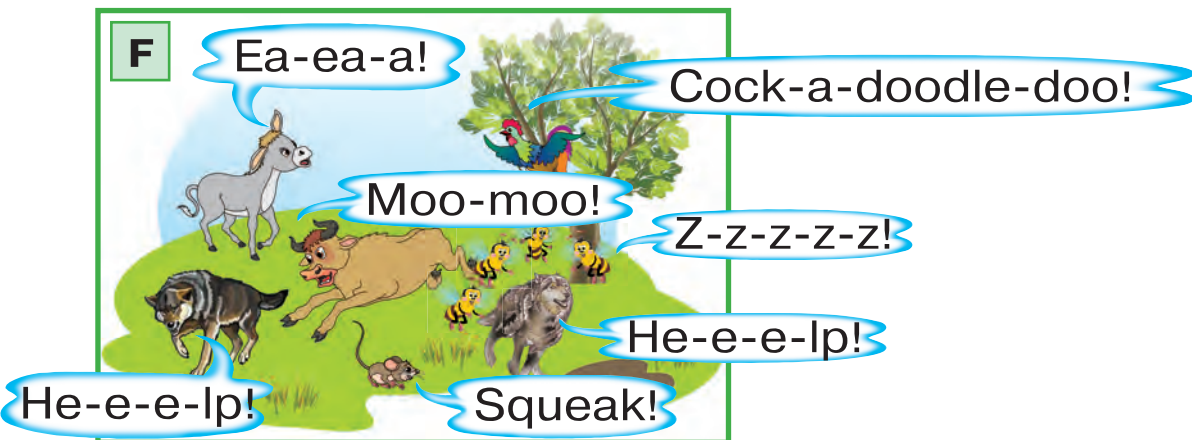
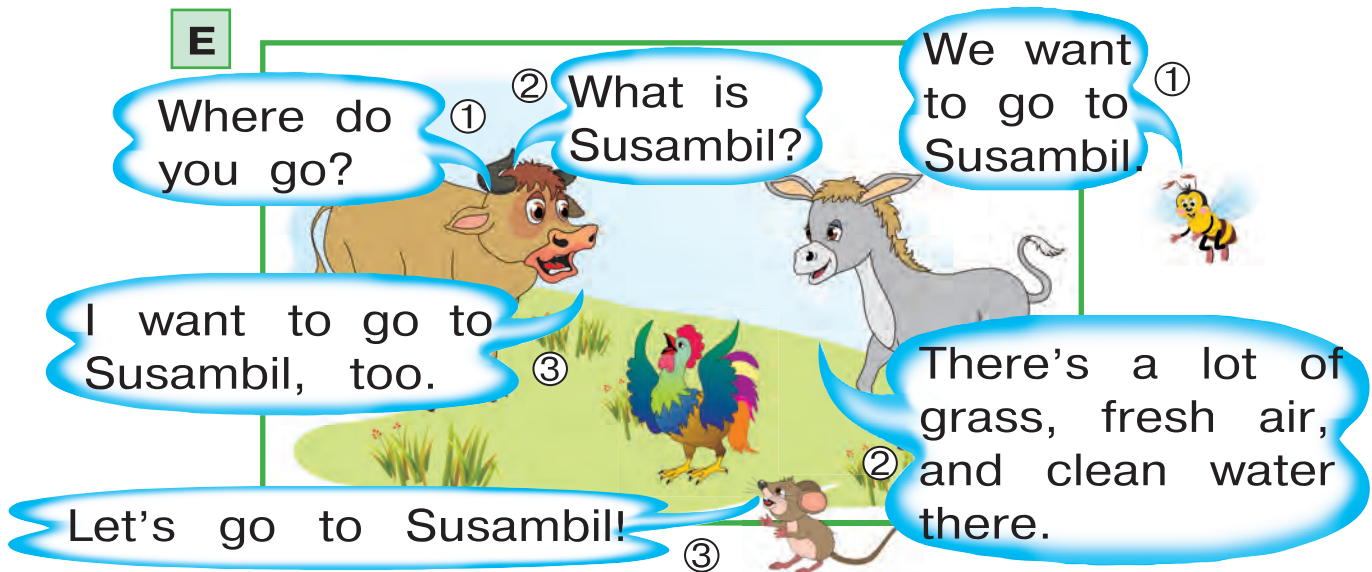
We want to go to Susambil. There's a lot of grass, fresh air, and clean water there.

Let's go to Susambil!



Unit 14 The world of fairy tales

Lesson 3 Let's go to Susambil!



- 3 Work in groups. Discuss and say the end of the story.

Lesson 4 Let's play!

- 1 Play "Simon says".
- 2 Work in teams. Choose and say.

Sing a song	Likes and dislikes	The days of the week	The months	The seasons
10	10	10	10	10
20	20	20	20	20
30	30	30	30	30

Revision 11

1  **Work in groups of 3. Play “Look and say”.**

classroom things	school subjects	animals
e.g. eraser	English	elephant

2 **Work in pairs. Ask and write.**

A: What’s your favourite game?

B:

		me	my partner
1	favourite game		
2	favourite season		
3	favourite day		
4	favourite subject		

3a **Read and match.**

- | | |
|------------------------------------------------------------------------------------------------------------|------------------------------------------------------------------------------------------------------------------------------|
| <p>1 Do you watch</p> <p>2 Do you play</p> <p>3 Do you like</p> <p>4 Do you have</p> <p>5 Do you speak</p> | <p>a) Russian on Friday?</p> <p>b) reading books?</p> <p>c) English?</p> <p>d) computer games?</p> <p>e) cartoons on TV?</p> |
|------------------------------------------------------------------------------------------------------------|------------------------------------------------------------------------------------------------------------------------------|

3b **Work in pairs. Ask and answer the questions.**

4 **Work in pairs. Ask and write.**

A: When do you get up?

B: At 7 o'clock.

	me	
get up	7.00	
have breakfast		
come home		
do (your) homework		
go to bed		

Revision 12

Work in pairs. Do the quiz “I can ...”.

- 1) **I can sing the “ABC” song.**

Men „Alifbo“ ashulasini kuylay olaman.



- 2) **I can speak about my friend.**

Men do‘stim haqida gapira olaman.



- 3) **I can do sums.**

Men misollar bajara olaman.



- 4) **I can speak about my free time.**

Men bo‘sh vaqtim haqida gapira olaman.



- 5) **I can speak about my day off.**

Men dam olish kunim haqida gapira olaman.

- 6) **I can speak about classroom things.**

Sindagi narsalar haqida gapira olaman.

- 7) **I can say the time.**

Soatni ayta olaman.



- 8) **I can speak about my school.**

Maktabim haqida gapira olaman.

- 9) **I can speak about my favourite subject.**

Sevimli fanim haqida gapira olaman.

- 10) **I can say what I like/don't like.**

Yoqtiradigan va yoqtirmaydigan narsalarim haqida gapira olaman.

- 11) **I can say the months.**

Oylarni ayta olaman.



- 12) **I can speak about holidays.**

Bayramlar haqida gapira olaman.

- 13) **I can speak about my day.**

Men kun tartibimni ayta olaman.

Let's
go to
Susambil!

- 14) **I can speak about clothes.**

Kiyimlar haqida gapira olaman.

- 15) **I can speak about fairy tales.**

Ertaklarni ayta olaman.



Parent's corner

Hurmatli ota-onalar!

1-sinf davomida kichkintoylarimiz o'qish va yozuvsiz, o'yinlar asosida, tinglash va gapirish orqali ingliz tilidan saboq olishgan, Siz esa ularning sinfda o'rgangan bilimlarini uyda mustahkamlashlariga, uy vazifalarni bajarishlariga beminnat yordamingizni ayamagan edingiz. 2-sinf davomida ham Siz ular bilan shug'ullanishga vaqt topib, ularning ingliz tilidan bilim darajalarini yanada ko'tarishga hissangizni qo'shishni davom ettirasiz, degan umiddamiz.

Siz uchun alohida taqdim etilayotgan quyidagi sahifalarda berilgan rasmi so'z va iboralarni, odatdagidek, savol va javoblarda ishlatishingiz va bu orqali bolajonlar bilan ingliz tilida ko'proq mashq qilishingiz mumkin.

Berilgan inglizcha gap, so'z va iboralarning transkripsiyasini o'qishdan oldin quyida keltirilgan qoidalar, fonetik ma'lumotlar bilan yaxshilab tanishib chiqishingiz, ingliz tiliga xos ayrim tovushlarni (ayniqsa, [θ], [ð], [v], [w], [i:], [ɔ:], [ɑ:], [u:], [ɜ:], [æ], [eə], [ʊə]) talaffuz qilishda qiyinchilik sezsangiz, ular haqida o'qituvchidan yordam so'rashingiz maqsadga muvofiqdir.

Ingliz tilining unli hamda undosh tovushlari

Ingliz tili alifbosi 26 harfdan iborat bo'lib, ulardan 20 tasi undosh (b, c, d, f, g, h, j, k, l, m, n, p, q, r, s, t, v, w, x, z), 6 tasi esa unli (a, e, i, o, u, y) harflar hisoblanadi. Bu unli va undosh harflar jami bo'lib 44 ta (24 ta undosh va 20 ta unli) tovush beradi.

Bu tovushlarni quyidagi qiyosiy jadvallar orqali o'zbek tilida mavjud tovushlar bilan taqqoslab, osongina o'rganib olishingiz va mazkur kitobdagi inglizcha so'zlarning transkripsiyasini o'qiy olish hamda inglizcha talaffuzni to'g'ri amalga oshirish imkoniyatiga ega bo'lishingiz mumkin.

So'zlarning transkripsiyasi o'rta [] qavslar ichida berilgan. Transkripsiyada asosiy urg'u ['] (masalan: cabbage [ˈkæbɪdʒ]), ikkilamchi, ya'ni kuchsizroq urg'u esa [,] belgisi bilan ifodalangan (masalan: engineer [ˌendʒɪˈnɪə]).

Ingliz va o'zbek tillari undosh tovushlarining qiyosiy jadvali

Ingliz tili undosh tovushlari	O'zbek tilidagi o'xshash tovushlar	Ingliz tili undosh tovushlari	O'zbek tilidagi o'xshash tovushlar
[p] plum [plʌm]	parda	[s] sun [sʌn]	salom
[b] bath [bɑːθ]	bahor	[z] zoo [zuː]	zar
[t] tell [tel]	tol	[ʃ] ship [ʃɪp]	shamol
[d] drop [drɒp]	daraxt	[ʒ] treasure [ˈtreɪzə]	jurnal
[k] king [kɪŋ]	kitob	[h] hot [hɒt]	hakam
[g] get [get]	gul	[m] my [maɪ]	masal
[tʃ] chip [tʃɪp]	chinor	[n] new [njuː]	narvon
[dʒ] jump [dʒʌmp]	janub	[ŋ] sing [sɪŋ]	zang
[f] fun [fʌn]	fasl	[l] lake [leɪk]	lola
[v] vase [vɑːz]	varaq	[r] role [rəʊl]	rasm*** ³
[θ] think [θɪŋk]	*** ¹	[j] year [jɪə]	yo'l
[ð] that [ðæt]	*** ²	[w] wing [wɪŋ]	quvvat*** ⁴

*****Izoh:**

1) Ingliz tilida “th” harflar birikmasi ba’zan [θ] tovushi, ba’zan esa [ð] tovushini beradi. [θ] tovushi o’zbek tilidagi “s” tovushiga o’xshasa-da, u biroz boshqacharoq talaffuz etiladi. U tish oralig’i tovushi hisoblanadi. Demak, [θ] tovushini talaffuz qilish uchun til uchi tishlar orasiga keltirilib, havo jarangsiz chiqariladi. [θ] tovushini qoidaga binoan to’g’ri talaffuz etish va uni o’zbek tilidagi “s” tovushidek talaffuz etmaslik lozim. Aks holda, butunlay boshqacha ma’noga ega so’z anglashilishi mumkin. Taqqoslang: **think** (o’ylamoq) – **sink** (cho’kmoq); **thin** (yupqa, ingichka) – **sin** (gunoh);

2) [ð] tovushi esa o’zbek tilidagi “z” tovushiga o’xshasa-da, undan biroz farq qiladi. U ham tish oralig’i tovushi hisoblanadi. Shuning uchun, [ð] tovushini talaffuz qilishda til uchi tish oralig’iga keltiriladi va havo jarangli qilib chiqariladi;

3) Ingliz tilidagi [r] tovushi o’zbek tilidagi “r” titroq tovushidan o’zgacha talaffuz etiladi. Ingliz tilidagi [r] tovushi tanglay yumshoq tovushi hisoblanadi, ya’ni u til uchini tanglayga ko’tarib, uni titratmasdan talaffuz etiladi;

4) Ingliz tilidagi [w] tovushi ham o’zbek tilidagi “v” tovushidan o’zgacha talaffuz etiladi. Inglizcha [w] tovushi o’zbekcha “v” tovushidan farqli o’laroq lablanmagan. U lablarni cho’zib, aylana hosil qilish orqali talaffuz qilinadi. [w] tovushini qoidaga binoan to’g’ri talaffuz etish va uni o’zbek tilidagi “v” tovushidek talaffuz etmaslik lozim. Aks holda, butunlay boshqacha ma’noga ega so’z talaffuz etilgan bo’ladi. Taqqoslang: **west** (g’arb) – **vest** (mayka; nimcha).

Ingliz va o’zbek tillari unli tovushlarining qiyosiy jadvali

Ingliz tili unli tovushlari	O’zbek tilidagi o’xshash tovushlar	Ingliz tili unli tovushlari	O’zbek tilidagi o’xshash tovushlar
[i:] each [i:tʃ]	*** ¹	[ɜ:] learn [lɜ:n]	*** ¹
[ɪ] its [ɪts]	igna	[ə] river [ˈrɪvə]	olti
[e] leg [leg]	ellik	[eɪ] say [seɪ]	ey! (<i>chaqiriq</i>)
[æ] bag [bæɡ]	*** ^{2a}	[əʊ] go [gəʊ]	teleshou
[ɑ:] car [kɑ:]	*** ¹	[aɪ] fine [faɪn]	nay
[ɒ] top [tɒp]	qop	[aʊ] cloud [klaʊd]	pauza
[ɔ:] forty [ˈfɔ:ti]	*** ¹	[ɔɪ] coin [kɔɪn]	loy
[ʊ] good [gʊd]	kun	[ɪə] here [hɪə]	iye! (<i>ajablanish</i>)
[u:] rule [ru:l]	*** ¹	[eə] chair [tʃeə]	*** ^{2b}
[ʌ] cut [kʌt]	qand	[ʊə] usual [ˈju:ʒʊəl]	*** ^{2d}

*****Izoh:**

1) Ingliz tilida cho’ziq tovushlar [:] transkripsiya belgisi bilan ifodalanadi. O’zbek tilida [i:], [ɔ:], [ɑ:], [u:] va [ɜ:] kabi cho’ziq tovushlar mavjud emas. Biroq quyidagi tovushlar cho’zib o’qilsa, ularning talaffuzini o’xshatish mumkin: **nina** [ɪ] — **niina** [i:]; **sholg’om** [ɒ] — **sholg’oom** [ɔ:]; **fan** [ʌ] — **faan** [ɑ:]; **bu** [ʊ] — **buu** [u:]; **olti** [ə] — **oltiin** [ɜ:];

2) o’zbek tilida [æ], [eə] va [ʊə] kabi tovushlar ham mavjud emas. Shuning uchun ularni talaffuz qilish o’zbek o’quvchilari uchun biroz qiyinchilik tug’dirishi tabiiy. Bu tovushlarga quyidagicha ta’rif berish mumkin:

a) [æ] tovushi [a] va [e] tovushlari uyg’unligidan tashkil topadi. U o’zbek tilidagi “e” tovushiga o’xshash, lekin [æ] tovushini talaffuz qilish uchun og’iz “e” ning talaffuziga qaraganda kattaroq ochiladi;

b) [eə] tovushi [e] va [ə] tovushlari uyg’unligidan tashkil topadi. [eə] tovushini talaffuz qilish uchun talaffuz [e] tovushidan boshlanib, [ə] tovushi bilan yakunlanishi kerak;

d) [ʊə] tovushi [ʊ] va [ə] tovushlari uyg’unligidan tashkil topadi. [ʊə] tovushini talaffuz qilish uchun talaffuz [ʊ] tovushidan boshlanib, [ə] tovushi bilan yakunlanishi lozim.

Unit 1 All around me

A a [eɪ]



apple
[ˈæpl]
olma

apricot
[ˈeɪprɪkɒt]
o'rik



B b [bi:]

bee
[bi:]
asalari



balloon
[bə'lu:n]
pufak



banana
[bə'nɑ:nə]
banan



C c [si:]

cat
[kæt]
mushuk



cow
[kau]
sigir



D d [di:]

doll
[dɒl]
qo'g'irchoq



duck
[dʌk]
o'rdak



E e [i:]

elephant
[ˈelɪfənt]
fil



eggplant
[ˈegplɑ:nt]
baqlajon



English
[ˈɪŋɡlɪʃ]
ingliz tili



F f [ef]

fish
[fɪʃ]
baliq



frog
[frɒg]
qurbaqa



G g [dʒi:]

grape
[ɡreɪp]
uzum



goat
[ɡəʊt]
echki



H h [eɪtʃ]

head
[hed]
bosh



hair
[heə]
soch



horse
[hɔ:s]
ot



Unit 2 Days of the week

I i [aɪ]

ice-cream
[aɪs'kri:m]
muzqaymoq



in
[ɪn]
ichida



pink
[pɪŋk]
pushti rang



J j [dʒeɪ]

jump
[dʒʌmp]
sakramoq



jam
[dʒæm]
murabbo



K k [keɪ]

kite
[kaɪt]
varrak



kangaroo
[kæŋgə'ru:]
kenguru



L l [eɪ]

lemon
['lemən]
limon



lion
['laɪən]
sher, arslon



M m [em]

mother
['mʌðə]
ona



mouse
[maʊs]
sichqon



N n [en]

nine
[naɪn]
to'qqiz



nose
[nəʊz]
burun



Unit 3 Days of the week

O o [əʊ]

orange
['ɒrɪndʒ]
apelsin



open
['əʊpən]
ochmoq, ochiq



P p [pi:]

plane
[pleɪn]
samolyot



parrot
['pærət]
to'tiqush



peach
[pi:tʃ]
shaftoli



Q q [kju:]

queen
[kwi:n]
qirolicha



question
[ˈkwestʃn]
savol, so'roq



R r [ɑ:]

robot
[ˈrəʊbɒt]
robot



car
[kɑ:]
avtomobil



rain
[rem]
yomg'ir



S s [es]

spring
[ˈsprɪŋ]
bahor



summer
[ˈsʌmə]
yoz



seven
[ˈsevn]
yetti



T t [ti:]

teddy
[ˈtedi]
ayiq (o'yinchoq)



tiger
[ˈtaɪgə]
yo'lbars



train
[treɪn]
poyezd



U u [ju:]

under
[ˈʌndə]
tagida



cucumber
[ˈkju:kʌmbə]
bodring



V v [vi:]

vase
[vɑ:z]
vaza, guldon



Unit 4 My hobby

W w [ˈdʌblju:]

winter
[ˈwɪntə]
qish



windy
[ˈwɪndi]
shamolli



watermelon
[ˈwɔ:təmelən]
tarvuz



X x [eks]

taxi
[ˈtæksi]
taksi



box
[bɒks]
quti



Y y [waɪ]

yellow

[ˈjɛləʊ]
sariq



monkey

[ˈmʌŋki]
maymun



fly

[flaɪ]
uchmoq



Z z [zed]

zebra

[ˈziːbrə]
zebra



zoo

[zuː]
hayvonot bog'i



Unit 5 My day off

I like watching TV.

[aɪ ˈlaɪk ˈwɒtʃɪŋ ˌtiːviː]
Men televizor ko'rishni
yoqtiraman.

I don't like playing tag.

[aɪ ˈdəʊnt ˌlaɪk ˈpleɪɪŋ ˈtæg]
Men quvlashmachoq o'ynashni
yoqtirmayman.

**Do you like
swimming?**



[duː juː ˈlaɪk ˈswɪmɪŋ]
Siz suzishni
yoqtirasizmi?

Yes, I do.

[jes aɪ ˈduː]
Ha.

No, I don't

[nəʊ aɪ ˈdəʊnt]
Yo'q.



playing hopscotch

[ˈpleɪɪŋ ˈhɒpskɒtʃ]
sopolak o'ynash



watching TV

[ˈwɒtʃɪŋ ˌtiːviː]
televizor tomosha
qilish



playing games

[ˈpleɪɪŋ ˈgeɪmz]
o'yin o'ynash



playing see-saw

[ˈpleɪɪŋ ˈsiːsɔː]
innanada uchish



jumping a rope

[ˈdʒʌmpɪŋ ə ˈrəʊp]
arqonda sakrash



running

[ˈrʌnɪŋ]
yugurish



playing tag

[ˈpleɪŋ ˈtæg]
quvlashmachoq
o'ynash



climbing

[ˈklaɪmɪŋ]
tirmashib chiqish



swimming

[ˈswɪmɪŋ]
suzish



Unit 6 School things

How old are you?

[ˈhaʊ ˈəʊld ˈɑː juː]
Yoshingiz nechada?



I'm eight.

[aɪm ˈeɪt]
Men sakkiz
yoshdaman.

**How old is your sister/
brother?**

[ˈhaʊ ˈəʊld ɪz jɔː ˈsɪstə / ˈbrʌðə]
Sizing singlingiz/
akangiz necha yoshda?



**She/he is
fifteen.**

[ʃiː / hiː ɪz fɪftiːn]
U o'n besh
yoshda.

eleven

[ɪˈlevn]
o'n bir



twelve

[ˈtwelv]
o'n ikki



thirteen

[θɜːˈtiːn]
o'n uch



fourteen

[fɔːˈtiːn]
o'n to'rt



fifteen

[fɪftiːn]
o'n besh



sixteen

[sɪksˈtiːn]
o'n olti



seventeen

[sevntiːn]
o'n yetti



eighteen

[eɪtiːn]
o'n sakkiz



nineteen

[naɪntiːn]
o'n to'qqiz



twenty

[ˈtwenti]
yigirma



What's in your bag?

[ˈwɒts ɪn jɔː ˈbæg]
Sumkangizda nima bor?

I have ... in my bag.

[aɪ ˈhæv ... ɪn maɪ ˈbæg]
Sumkamda ... bor.

pencil case [ˈpensl keɪs] qalamdon, **sharpener** [ˈʃɑːpnə] qalam ochqich, **eraser** [ɪ'reɪzə] o'chirg'ich, **album** [ˈælbəm] albom, **ruler** [ˈruːlə] chizg'ich, **colour pencils** [ˈkʌlə ˌpenslz] rangli qalamlar.

Can I have ... please?

[kən aɪ 'hæv ... 'pli:z]
Iltimos, ... ni olsam
bo'ladimi?

Yes, here you are.

[jes 'hɪə jʊ'a:]
Ha, mana marhamat.

Thank you.

['θæŋk ju:]
Rahmat.

No, sorry.

['nəʊ 'sɒri]
Yo'q, kechirasiz.

Unit 7 My school

Is this your teacher?

[ɪz ðɪs jɔ: 'ti:tʃə]
Bu sizning
o'qituvchingizmi?



Yes. This is my teacher Mrs Brown.

[jes. 'ðɪsɪz maɪ 'ti:tʃə 'mɪsɪz
'braʊn]
Ha, bu mening
o'qituvchim, Braun
xonim.



Is that a library?

[ɪz ðæt ə 'laɪbrəri]
Ana u
kutubxonami?



No, it's a canteen.

['nəʊ, ɪts ə kæn'ti:n]
Yo'q, u oshxona

Is this a library?

[ɪz ðɪs ə
'laɪbrəri]
Bu
kutubxonami?



Yes.

[jes]
Ha.

desk

[desk]
parta

floor

[flɔ:]
qavat

door

[dɔ:]
eshik

window

['wɪndəʊ]
deraza

board

[bɔ:d]
doska

table

['teɪbl]
stol

chair

[tʃeə]
stul

classroom ['kla:srəm] sinfxona

an English room

a library

Our school is big. [aʊə 'sku:l ɪz 'bɪg] Bizning maktabimiz katta.

library ['laɪbrəri] kutubxona

gym [dʒɪm] sport zali

a maths room

canteen [kæn'ti:n] oshxona

a canteen

a gym

school rooms ['sku:l 'ru:mz] maktab xonalari

Unit 8 Time



morning ['mɔ:nɪŋ] ertalabki payt

in the morning [ɪn ðə 'mɔ:nɪŋ] ertalab, ertalabki paytda



afternoon [ˌɑ:ftə'nu:n] tushdan keyingi payt

in the afternoon [ɪn ðə ,ɑ:ftə'nu:n] tushdan keyin



evening ['i:vnɪŋ] kechki payt, oqshom

in the evening [ɪn ðə 'i:vnɪŋ] kechqurun, oqshomda

What's the time? ['wɒts ðə 'taɪm] Soat necha bo'ldi?



It's one o'clock. [ɪts 'wʌn ə'klɒk] Soat bir bo'ldi.



It's one thirty. [ɪts 'wʌn 'θɜ:ti] Soat bir yarim bo'ldi.



It's 3 o'clock. [ɪts 'θri: ə'klɒk] Soat uch.

What's your favourite time? ['wɒts jɔ: 'feɪvərɪt 'taɪm] Sevimli vaqtingiz qachon?

I play games. [aɪ 'pleɪ 'geɪmz] Men o'yin o'ynayman.

get up [ˌget ʌp] o'rnidan turmoq, **go to school** [ˌgəʊ tə 'sku:l] maktabga bormoq, **play games** [ˌpleɪ 'geɪmz] o'yin o'ynamoq, **brush teeth** [ˌbrʌʃ 'ti:θ] tish yuvmoq, **at eight o'clock** [ət 'eɪt ə'klɒk] soat sakkizda, **watch TV** ['wɒtʃ ,ti:'vi:] televizor ko'rmoq

Unit 9 School subjects

My favourite subject is English.

[maɪ 'feɪvərɪt 'sʌbdʒɪkt ɪz 'ɪŋɡlɪʃ]

Mening sevimli fanim ingliz tili.

Amir likes Maths, English and PE.

['ʌmɪr 'laɪks 'mæθs, 'ɪŋɡlɪʃ ənd 'pi: 'i:]

Amir matematika, ingliz tili va jismoniy tarbiyani yoqtiradi.

He doesn't like music.

[hi: 'dʌznt 'laɪk 'mju:zɪk]

U musiqani yoqtirmaydi.



What's your favourite subject?

['wɒts jɔ: 'feɪvərɪt 'sʌbdʒɪkt]

Sevimli faningiz nima?

Jasur gets up at 7 o'clock.

[dʒʌ'sʊr 'gets ʌp ət 'sevn ə'klɒk]

Jasur soat 7 da turadi.

He brushes his teeth at 7.30.

[hi: 'brʌʃɪz hɪz 'ti:θ ət 'sevn 'θɜ:ti]

U tishlarini 7.30 da yuvadi.

He goes to school at 8.

[hi: 'gəʊz tə 'sku:l ət 'eɪt]

U soat 8 da maktabga boradi.



English

['ɪŋɡlɪʃ]

Ingliz tili



Russian

['rʌʃn]

Rus tili



Music

['mju:zɪk]

Musiqa



Art

[ɑ:t]

Tasviriy san'at



Reading

['ri:dɪŋ]

O'qish kitobi



Mother tongue

[ˌmʌðə 'tʌŋ]

Ona tili



PE

['pi: 'i:]

Jismoniy tarbiya



Maths

['mæθs]

Matematika

Unit 10 Months



What's your favourite month?

[ˈwɒts jɔː ˈfeɪvrɪt ˈmʌnθ]
Sevimli oyingiz qaysi?

March.

[mɑːtʃ]
Mart oyi.



January [dʒænjuəri] yanvar
February [ˈfebrʊəri] fevral
March [mɑːtʃ] mart
April [ˈeɪprəl] aprel
May [meɪ] may
June [dʒuːn] iyun
July [dʒʊˈlaɪ] iyul
August [ˈɔːgəst] avgust
September [sepˈtembə] sentabr
October [ɒkˈtəʊbə] oktabr
November [nəʊˈvembə] noyabr
December [dɪˈsembə] dekabr

There are 28 days in February.

[ˈðeərə ˌtwenti ˈeɪt ˈdeɪz ɪn ˈfebrʊəri]
Fevral oyida 28 kun bor.

There are 30 days in April.

[ˈðeərə ˈθɜːti ˈdeɪz ɪn ˈeɪprəl]
Aprel oyida 30 kun bor.

21 twenty-one [ˌtwenti ˈwʌn]
yigirma bir
22 twenty-two [ˌtwenti ˈtuː]
yigirma ikki
23 twenty-three [ˌtwenti ˈθriː]
yigirma uch
24 twenty-four [ˌtwenti ˈfɔː]
yigirma to'rt
25 twenty-five [ˌtwenti ˈfaɪv]
yigirma besh

26 twenty-six [ˌtwenti ˈsɪks]
yigirma olti
27 twenty-seven [ˌtwenti ˈsevn]
yigirma yetti
28 twenty-eight [ˌtwenti ˈeɪt]
yigirma sakkiz
29 twenty-nine [ˌtwenti ˈnaɪn]
yigirma to'qqiz
30 thirty [ˈθɜːti] o'ttiz
31 thirty-one [ˌθɜːti ˈwʌn] o'ttiz bir



When's your birthday?

[ˈwenz jɔː ˈbɜːθdeɪ]
Tug'ilgan kuningiz qachon?

It's in May.

[ɪts ɪn ˈmeɪ]
May oyida.



Unit 11 Holidays



It's my birthday in June! We sing and eat cakes.

[ɪts maɪ 'bɜːθdeɪ ɪn 'dʒuːn. wɪ 'sɪŋ ənd 'iːt 'keɪks]

Mening tug'ilgan kunim iyun oyida.
Biz kuylaymiz va tort yeymiz.



In Korea we plant flowers and trees in April.

[ɪn kə'riə wɪ 'plɑːnt 'flaʊəz ənd 'triːz ɪn 'eɪprəl]

Koreyada biz gullar va daraxtlarni aprel oyida ekamiz.

Uzbekistan

[,uːzbeɪkɪ'stɑːn]
O'zbekiston



dance

['dɑːns]
raqsga tushmoq

special food

[,speʃl 'fuːd]
maxsus taom



Independence Day

[,ɪndrɪ'pendəns 'deɪ]
Mustaqillik kuni



Korea

[kə'riə]
Koreya

plant

[plɑːnt]
o'simlik o'tkazmoq

Earth Day

['ɜːθdeɪ]
Yer kuni

presents

['preznts]
sovg'alar



Women's Day

[,wɪmɪnz 'deɪ]
Xotin-qizlar kuni

New Year's Day

[,njuː 'jɪəz 'deɪ]
Yangi yil kuni

parade

[pə'reɪd]
parad

Teachers' Day

[,tiːtʃəz 'deɪ]
O'qituvchilar kuni

Unit 12 My day

When do you get up?

[ˈwɛn duː juː ˈɡɛt ʌp]

Siz qachon uygʻonasiz?

I get up at six.

[aɪ ˈɡɛt ʌp ət ˈsɪks]

Men soat oltida uygʻonaman.



It's time to ...

[ɪts ˈtaɪm tə ...]

...payti boʻldi

make a bed

[ˈmeɪk ə ˈbed]

oʻrinni yigʻishtirish



do morning exercises

[ˈduː ˈmɔːnɪŋ ˈɛksəsaɪzɪz]

ertalabki mashqlarni bajarmoq



get dressed

[ɡɛt ˈdrest]

kiyinmoq

comb hair

[kəʊm ˈheə]

soch taramoq



have lunch

[ˈhæv ˈlʌntʃ]

tushlik qilmoq



do homework

[ˈduː ˈhəʊmwɜːk]

uy vazifasini bajarmoq



wash face and hands

[ˈwɒʃ ˈfeɪs ənd ˈhændz]


yuz va qoʻllarni yuvmoq



She is sad.

[ʃiːz ˈsæd]

U xafa.



We are happy.

[wi ˈɑː ˈhæpi]

Biz baxtlimiz.



You are late.

[ju ˈɑː ˈleɪt]

Siz kech qoldingiz.



It is hungry

[ɪts ˈhʌŋɡri]

Uning qorni och.



He is tired.

[hiːz ˈtaɪəd]

U charchadi.



They are busy.

[ðeɪ ˈɑː ˈbɪzi]

Ular band.



Unit 13 Clothes

T-shirt
[ti:ʃɜ:t]
futbolka

skirt
[skɜ:t]
yubka

trainers
[ˈtreɪnəz]
krossovka

cap
[kæp]
kepka

hat
[hæt]
shlapa

shirt [ʃɜ:t]
erkaklar
ko'ylagi

dress
[dres]
ko'ylak

wear
[weə]
kiymoq, kiyib olmoq



jeans
[ˈdʒi:nz]
jinsi

shorts
[ˈʃɔ:ts]
shortik, kalta shim



uniform
[ˈju:nɪfɔ:m]
uniforma, forma

jacket
[ˈdʒækɪt]
kalta kamzul, kastum



trousers
[ˈtraʊzəz]
shim

pilot
[ˈpaɪlət]
uchuvchi

doctor
[ˈdɒktə]
shifokor

cook
[kʊk]
oshpaz

Where are my jeans?
[ˈweərə maɪ ˈdʒi:nz]
Jinsiyim qayerda?
They are on the chair.
[ðeɪ ˈɑ: ɒn ðə ˈtʃeə]
U stul ustida.

Where is my shirt?
[ˈweəz maɪ ˈʃɜ:t]
Ko'ylagim qayerda?
It's on the table.
[ɪts ɒn ðə ˈteɪbl]
U stol ustida.



Wordlist

adj – adjective – sifat
num – number – son
adv – adverb – ravish
pl – plural – ko‘plik
conj – conjunction – bog‘lovchi

prep – preposition – predlog
int – interjection – undov so‘z
pron – pronoun – olmosh
n – noun – ot
v – verb – fe‘l

English

Uzbek

A a

a [ə]
about *prep* [ə'baʊt]
afternoon *n* [ɑ:ftə'nu:n]
in the afternoon *adv*
air *n* [eə]
album *n* ['ælbəm]
alphabet *n* ['ælfəbet]
America *n* [ə'merikə]
an [ən, æn]
and *conj* [ænd, ænd]
And you? [ænd'ju:]
animal *n* ['ænim(ə)l]
answer *n, v* [ɑ:nsə]
apple *n* ['æp(ə)l]
apricot *n* ['eɪprɪkɒt]
April *n* ['eɪpr(ə)l]
are *v* [ɑ:]
Are you ...?
arm *n* [ɑ:m]
art *n* [ɑ:t]
ask *v* [ɑ:sk]
at *prep* [ət, æt]
August *n* ['ɔ:gəst]
autumn *n* ['ɔ:təm]

noaniq artikl
haqida
tush vaqti
tushda
havo
albom
alifbo
Amerika
noaniq artikl
va
Siz-chi?
hayvon
javob; javob bermoq
olma
o‘rik
aprel
bo‘lmoq (ko‘plik shaxslar uchun)
Siz ...misiz?
qo‘l
tasviriy san‘at
so‘ramoq
... da
avgust
kuz

chaqaloq, go‘dak
yomon

bag *n* [bæg]
 ball *n* [bɔ:l]
 banana *n* [bə'nɑ:nə]
 basketball *n* ['bɑ:skɪtbɔ:l]
 bear *n* [beə]
 bee *n* [bi:]
 big *adj* [bɪg]
 bird *n* [bɜ:d]
 birthday *n* ['bɜ:θdɪ]
 black *adj* [blæk]
 board *n* [bɔ:d]
 blue *adj* [blu:]
 book *n* [bʊk]
 brother *n* ['brʌðə]
 box *n* [bɒks]
 boy *n* [bɔɪ]
 brown *adj* [braʊn]
 brush *n, v* [brʌʃ]
 brush teeth
 bull *n* [bʊl]
 busy *adj* ['bɪzi]

C c

cabbage *n* ['kæbɪdʒ]
 cake *n* [keɪk]
 calendar *n* ['kælɪndə]
 can *v* [kæn, kən]
 Can I have ...?
 canteen [kæn'ti:n]
 cap *n* [kæp]
 car *n* [kɑ:]
 carrot *n* ['kærət]
 cartoon *n* [kɑ:'tu:n]
 cat *n* [kæt]
 chair *n* [tʃeə]
 chant *n* [tʃɑ:nt]
 cherry *n* ['tʃeri]
 chick *n* [tʃɪk]

portfel, sumka
 to'p, koptok
 banan
 basketbol
 ayiq
 asalari
 katta
 qush
 tug'ilgan kun
 qora
 sinf doskasi
 ko'k
 kitob
 aka, uka
 quti
 o'g'il bola
 jigarrang
 1) cho'tka; 2) cho'tkalamoq
 tishlarni cho'tka bilan tozalamoq
 ho'kiz, buqa
 ish bilan band

karam
 tort, pirojniy
 taqvim
 qila olmoq, qo'lidan kelmoq
 ...ni olsam bo'ladimi?
 oshxona
 kepka, shapka
 avtomobil
 sabzi
 multfilm
 mushuk
 stul
 chant (qofiyali she'r)
 olcha
 jo'ja

chicken <i>n</i> ['tʃɪkɪn]	tovuq
children <i>n</i> ['tʃɪldrən]	bolalar
clap <i>v</i> [klæp]	qarsak, chapak chalmoq
class <i>n</i> [klɑ:s]	sinf; dars
classroom <i>n</i> ['klɑ:srʊm]	sinfxona
clean <i>adv</i> [kli:n]	toza
clean water <i>n</i> ['kli:n'wɔ:tə]	toza suv
climb <i>v</i> [klaɪm]	tirmashib chiqmoq
clock <i>n</i> [klɒk]	soat
cloud <i>n</i> [klaʊd]	bulut
cloudy <i>adj</i> ['klaʊdi]	bulutli
cold <i>adj</i> [kəʊld]	sovuq
collect <i>v</i> [kə'lekt]	yig'moq
colour <i>n</i> ['kʌlə]	rang
colour pencils <i>n</i>	rangli qalamlar
comb <i>v</i> [kəʊm]	taramoq
come <i>v</i> [kʌm]	kelmoq
complete <i>v</i> [kəm'pli:t]	tamomlamoq, tugallamoq
computer <i>n</i> [kəm'pjʊ:tə]	kompyuter
cool <i>adj</i> [ku:l]	salqin
cook <i>v</i> [kʊk]	pishirmoq, ovqat tayyorlamoq
copybook <i>n</i> ['kɒpi 'bʊk]	daftar
corn <i>n</i> [kɔ:n]	don, g'alla
count <i>v</i> [kaʊnt]	sanamoq
cow <i>n</i> [kaʊ]	sigir
crayon <i>n</i> ['kreɪən]	rangli bo'r
crocodile <i>n</i> ['krɒkədɑɪl]	timsoh
cucumber <i>n</i> ['kju:kʌmbə]	bodring

D d

dad <i>n</i> [dæd]	dada
dance <i>v</i> [dɑ:ns]	raqs tushmoq
dear <i>adj</i> [dɪə]	qadrli, aziz
December <i>n</i> [dɪ'sembə]	dekabr
desk <i>n</i> [desk]	yozuv stoli, parta

do *v* [du:]
do crosswords
[du:'krɒswɜ:dz]
do morning exercises
[du: 'mɔ:nɪŋ 'eksəsaɪz]
do sums *v* [du: 'sʌmz]
doctor *n* ['dɒktə]
dog *n* [dɒg]
doll *n* [dɒl]
donkey *n* ['dɒŋki]
door *n* [dɔ:]
draw *v* [drɔ:]
dress *n* [dres]
duck *n* [dʌk]

E e

ear *n* [ɪə]
Earth Day *n* ['ɜ:θ 'deɪ]
eat (up) *v* [i:t (ʌp)]
eggplant *n* ['egplɑ:nt]
eight *num* [eɪt]
eighteen *num* ['eɪ'ti:n]
eleven *num* [ɪ'levn]
English *n* ['ɪŋɡlɪʃ]
eraser *n* ['reɪzə]
evening *n* ['i:vnɪŋ]
in the evening *adv*
eye *n* [aɪ]

F f

fairy tale *n* ['feəri 'teɪl]
family *n* ['fæməli]
father *n* ['fɑ:ðə]
favourite *adj* ['feɪvərɪt]
February *n* ['febrʊəri]
fifteen *num* ['fɪf'ti:n]
fifty *num* ['fɪftɪ]
find *v* [faɪnd]
finish *v, n* ['fɪnɪʃ]
fish *n* [fɪʃ]

bajarmoq, qilmoq
krossvord yechmoq

ertalabki badantarbiya
mashqlarini bajarmoq
misolni ishlamoq
doktor, vrach, shifokor
kuchuk, it
qo'g'irchoq
eshak
eshik
rasm chizmoq
ko'ylak
o'rdak

quloq
Yer kuni
yemoq, yeb qo'yimoq
baqlajon
sakkiz
o'n sakkiz
o'n bir
ingliz tili
o'chirg'ich
kechqurun, oqshom
kechqurun, oqshomda
ko'z

ertak
oila
ota
sevimli
fevral
o'n besh
ellik
topmoq
tugatmoq; oxir
baliq

five *num* [faɪv]
floor *n* [flɔː]
fly *v* [flaɪ]
fly a kite *v*
food *n* [fuːd]
football *n* [ˈfʊtbɔːl]
for *prep* [fɔː, fə]
forty *num* [ˈfɔːti]
four *num* [fɔː]
fourteen *num* [ˈfɔːtiːn]
fresh *adj* [freʃ]
fresh air *n*
Friday *n* [ˈfraɪdi]
friend *n* [frend]
frog *n* [frɒɡ]
fun *n* [fʌn]

G g

game *n* [geɪm]
get dressed *v* [ˈget ˈdrest]
get up *v* [ˈget ʌp]
girl *n* [gɜːl]
give *v* [gɪv]
go *v* [gəʊ]
go to school *v*
goat *n* [gəʊt]
good *adj* [gʊd]
Good morning!
[ˈgʊd ˈmɔːnɪŋ]
grape [greɪp]
grass *n* [grɑːs]
great *adj* [greɪt]
green *adj* [griːn]
grey *adj* [greɪ]
group *n* [gruːp]
guess *v* [ges]
gym *n* [dʒɪm]

besh
1) qavat; 2) pol
uchmoq
varrak uchirmoq
ovqat, yemish
futbol
uchun
qirq
to‘rt
o‘n to‘rt
sof, musaffo
toza havo
juma
do‘st
qurbaqa
xursandchilik

o‘yin
kiyinmoq
o‘rnidan turmoq
qiz bola
bermoq
bormoq, yurmoq
maktabga bormoq
echki
yaxshi
Xayrli tong!

uzum
o‘t, maysa
buyuk, ulug‘, zo‘r
yashil
kulrang
guruh
taxmin qilmoq
gimnastika (sport) zali

H h

hair *n* [heə]
hand *n* [hænd]
handball *n* ['hændbɔ:l]
happy *adj* ['hæpi]
hat *n* [hæt]
have *v* [hæv]
I have ... ['aɪ hæv]
have breakfast *v*
['hæv 'brekfəst]
have lunch *v*
['hæv 'lʌntʃ]
he *pron* [hi:]
head *n* [hed]
hello [hə'ləʊ]
hen *n* [hen]
her *pron* [hɜ:]
hi [haɪ]
his *pron* [hɪz]
His/her name is ...
hobby *n* ['hɒbi]
holiday *n* ['hɒlɪdeɪ]
hop *v* [hɒp]
hopscotch *n* ['hɒpskɒtʃ]
horse *n* [hɔ:s]
hot *adj* [hɒt]
hot dog *n* ['hɒtdɒg]
hungry *adj* ['hʌŋɡri]

I i

I *pron* [aɪ]
I like ... ['aɪ 'laɪk]
I like doing ...
in *prep* [ɪn]
Independence Day *n*
['ɪndɪpendəns deɪ]
interview *n* ['ɪntəvjʊ:]
is *v* [ɪz]

soch
qo'l
qo'l to'pi
baxtli
shlapa
ega bo'lmoq, bor bo'lmoq
menda ... bor.
nonushta qilmoq

tushlik qilmoq

u (o'g'il bolalar uchun ishlatiladi)
bosh, kalla
salom
tovuq
uning (qiz bolalarga nisbatan)
salom
uning (o'g'il bolalarga nisbatan)
Uning ismi ...
xobbi, sevimli mashg'ulot
1) bayram; 2) ta'til
sakramoq
sopolak, chertak
ot
issiq
xot-dog
och, ochiqqan, qorni och

men
Men ...ni yoqtiraman.
Men ... qilishni yoqtiraman.
1) ichida (joyga nisbatan);
2) ...da (paytga nisbatan)
Mustaqillik kuni

intervyu
bo'lmoq (3-shaxs birlik uchun)

it *pron* [ɪt]
It's time to ...
It's two o'clock.
It's two thirty.

J j

jacket [ˈdʒækɪt]
jam [dʒæm]
January *n* [ˈdʒænjʊəri]
jeans *n* [dʒi:nz]
July *n* [dʒʊˈlaɪ]
jump *v* [dʒʌmp]
jump a rope *v*
[ˈdʒʌmp əˈrəʊp]
jumping *n* [ˈdʒʌmpɪŋ]
June *n* [dʒu:n]

K k

kangaroo *n* [ˈkæŋgəˈruː]
kite *n* [kaɪt]
knee *n* [niː]
Korea *n* [kəˈriə]

L l

late *adj* [leɪt]
lazy *adj* [ˈleɪzi]
left *adj* [left]
leg *n* [leg]
lemon *n* [ˈlemən]
lesson *n* [lesn]
Let's ... [lets]
letter *n* [ˈletə]
library *n* [ˈlaɪbrəri]
line *n* [ˈlaɪn]
lion *n* [ˈlaɪən]
listen *v* [ˈlɪsn]
little *adj* [ˈlɪtl]
Little Red Riding Hood
[ˈlɪtl ˈred ˈraɪdɪŋ ˈhʊd]
long *adj* [lɒŋ]

u (3-shaxs birlik uchun)
Biror narsa qilish vaqti bo'ldi.
Soat ikki bo'ldi.
Soat ikki yarim bo'ldi.

kalta kamzul, kastum
murabbo
yanvar
jinsi
iyul
sakramoq
arqon (arg'amchi) sakramoq

sakrash
iyun

kenguru
varrak
tizz
Koreya

kech, kech qolgan
yalqov, dangasa, ishyoqmas
chap
oyoq
limon
dars
Kelinglar...
1) xat; 2) harf
kutubxona
chiziq
sher, arslon
tinglamoq
kichkina
Qizil shapkacha

uzoq, uzun

look *v* [lʊk]
a lot of *adv* [ə'ləʊtəv]

M m

make *v* [meɪk]
March *n* [mɑ:tʃ]
match *v* [mætʃ]

maths *n* [mæθs]
May *n* [meɪ]
meet *v* [mi:t]
melon *n* ['melən]
Mexico *n* ['meksɪkəʊ]
mime *v* [maɪm]
Monday *n* ['mʌndɪ]
monkey *n* ['mʌŋki]
month *n* [mʌnθ]
morning *n* ['mɔ:nɪŋ]
in the morning *adv*
mother *n* ['mʌðə]
mother tongue *n*
['mʌðə 'tʌŋ]
mouse *n* [maʊs]
mouth *n* [maʊθ]
Mr *n* ['mɪstə]
Mrs *n* ['mɪsɪz]
mum *n* [mʌm]
music *n* ['mjuzɪk]
my *pron* [maɪ]

N n

name *n* [neɪm]
My name is ...
Navruz [nʌv'ru:z]
new *adj* [nju:]
New Year's Day
nine *num* [naɪn]
nineteen *num* ['naɪn'ti:n]
no *int* [nəʊ]
No, sorry.
No, I don't.

qaramoq
ko'p

qilmoq, yasamoq
mart
mos keltirmoq, mos keladiganini
tanlamoq
matematika
may
uchrashmoq
qovun
Meksika
imo-ishora bilan ifodalamoq
dushanba
maymun
oy
tong
ertalab, ertalabki paytda
ona
ona tili

sichqon
og'iz
janob
xonim
oyi
musiqa
mening

ism, nom
Mening ismim ...
Navro'z bayrami
yangi
Yangi yil kuni
to'qqiz
o'n to'qqiz
yo'q
Kechirasiz, yo'q.
Yo'q.

nose *n* [nəʊz]
November *n*
[nəʊ'vembə]
number *n* ['nʌmbə]

O o

October *n* [ɒk'təʊbə]
old *adj* [əʊld]
How old are you?
on *prep* [ɒn]

one *num* [wʌn]
onion *n* ['ʌnjən]
orange *n, adj* ['ɒrɪndʒ]
our *adj* [aʊə]

P p

pair *n* [peə]
parade *n* [pə'reɪd]
PE *n* ['pi: i:]
peach *n* [pi:tʃ]
pear *n* [peə]
pen *n* [pen]
pencil *n* ['pensl]
pencil case *n*
['penslkeɪs]
pepper *n* ['pepə]
photo *n* ['fəʊtəʊ]
picture *n* ['pɪktʃə]
pilot *n* ['paɪlət]
pink *adj* [pɪŋk]
plane *n* [pleɪn]
plant *n, v* [plɑ:nt]
play *v, n* [pleɪ]
play football/hockey
play hopscotch/games
play see-saw
play tag *v* ['pleɪ 'tæg]

burun
noyabr

nomer, raqam

oktabr
eski, qari
Necha yoshdasiz?
1) ustida (joyga nisbatan);
2) ...da (paytga nisbatan)
bir
piyoz
1) apelsin; 2) olovrang
bizning

juft
parad, namoyish
jismoniy tarbiya (dars)
shaftoli
nok
ruchka
qalam
qalamdon

qalampir, garmdori
fotosurat
rasm
uchuvchi
pushti rang
samolyot
1) o'simlik; 2) o'tqazmoq
1) o'ynamoq; 2) o'yin
futbol/xokkey o'ynamoq
sopolak/o'yinlar o'ynamoq
innanada uchmoq
quvlashmachoq o'ynamoq

please *interj* [pli:z]
plum *n* [plʌm]
plus *n* [plʌs]
poem *n* [pəʊɪm]
point *v* [pɔɪnt]
present *n* ['preznt]
pumpkin *n* ['pʌmpkɪn]
pupil *n* ['pju:pl]
purple *adj* ['pɜ:pəl]

Q q

question *n* ['kwɛstʃən]
queen *n* [kwi:n]

R r

rainbow *n* ['reɪnbəʊ]
rainy *adj* ['reɪni]
read *v* [ri:d]
reading *n* ['ri:dɪŋ]
red *adj* [red]
repeat *v* [ri'pi:t]
report *v* [ri'pɔ:t]
revision *n* [ri'vɪʒən]
right *adj* [raɪt]
river *n* ['rɪvə]
robot *n* ['rəʊbɒt]
rooster *n* ['ru:stə]
ruler *adj* ['ru:lə]
run *v* [rʌn]
Russian *adj* ['rʌʃn]

S s

sad *adj* [sæd]
Saturday *n* ['sætədi]
say *v* [seɪ]
school *n* [sku:l]
school things
['sku:l 'θɪŋz]
see *v* [si:]

iltimos
olxo'ri
qo'shuv, plus
she'r
ko'rsatmoq
sovg'a
oshqovoq
o'quvchi
binafsharang, siyohrang

savol
qirolicha

kamalak
yomg'irli, seryomg'ir
o'qimoq
o'qish
qizil
qaytarmoq, takrorlamoq
axborot (hisobot) bermoq
qaytarish, takrorlash
1) to'g'ri; 2) o'ng
daryo
robot
xo'roz
chizg'ich
yugurmoq
1) ruscha; 2) rus tili

g'amgin, xafa
shanba
demoq, aytmoq
maktab
o'quv qurollari
ko'rmoq

see-saw <i>n</i> ['si:'sɔ:]	innana
sentence <i>n</i> ['sentəns]	gap
September <i>n</i> [sep'tembə]	sentabr
seven <i>num</i> ['sevn]	yetti
seventeen <i>num</i> ['sevn'ti:n]	o'n yetti
sharpener <i>n</i> ['ʃɑ:pne]	qalam ochqich
she <i>pron</i> [ʃi:]	u (qiz bolalar uchun ishlatiladi)
sheep <i>n</i> [ʃi:p]	qo'y
shirt <i>n</i> [ʃɜ:t]	ko'ylak
short <i>adj</i> [ʃɔ:t]	kalta
shorts <i>n</i> [ʃɔ:ts]	shortik, kalta shim
shoulder <i>n</i> ['ʃəʊldə]	yelka
sing <i>v</i> [sɪŋ]	kuylamoq, qo'shiq aytmoq
sister <i>n</i> ['sɪstə]	opa, singil
sit <i>v</i> [sɪt]	o'tirmoq
sit down <i>v</i> ['sɪt 'daʊn]	o'tirmoq
six <i>num</i> [sɪks]	olti
sixteen <i>num</i> ['sɪks'ti:n]	o'n olti
skate <i>v</i> [skeɪt]	konkida uchmoq
ski <i>v</i> [ski]	chang'ida uchmoq
skirt <i>n</i> [skɜ:t]	yubka
small <i>adj</i> [smɔ:l]	kichkina
snowman <i>n</i> ['snəʊmən]	qor odam
song <i>n</i> [sɒŋ]	qo'shiq
sorry <i>v</i> ['sɒri]	kechiring, kechirasiz
speak <i>v</i> [spi:k]	gapirmoq
special <i>adj</i> ['speʃl]	maxsus
spring <i>n</i> ['sprɪŋ]	bahor
stand up <i>v</i> ['stænd 'ʌp]	turmoq
start <i>n, v</i> [stɑ:t]	1) boshlanish; 2) boshlamoq
strawberry <i>n</i> ['strɔ:bəri]	qulupnay
summer <i>n</i> ['sʌmə]	yoz
Sunday <i>n</i> ['sʌndi]	yakshanba
sunny <i>adj</i> ['sʌni]	quyoshli, serquyosh
swim <i>v</i> [swɪm]	cho'milmoq, suzmoq

T t

table <i>n</i> [teɪbl]	1) stol; 2) jadval
tail <i>n</i> [teɪl]	dum
tasty <i>adj</i> ['teɪsti]	mazali, lazzatli
taxi <i>n</i> ['tæksi]	taksi
teacher <i>n</i> ['ti:tʃə]	o'qituvchi
Teachers' Day <i>n</i> ['ti:tʃəz 'deɪ]	O'qituvchilar kuni
team <i>n</i> [ti:m]	jamo'a, komanda
teddy bear <i>n</i> ['tedi' beə]	o'yinchoq ayiq
teeth <i>n</i> [ti:θ]	tishlar
ten <i>num</i> [ten]	o'n
tennis <i>n</i> ['tenɪs]	tennis
Thank you <i>v</i> ['θæŋkju:]	Rahmat (sizga)
that <i>adj</i> [ðæt]	u, o'sha, anavi
the [ðə, ði:, ði]	aniq artikl
there is/are [ðerɪz/ðerɑ:]	(biror joyda) ... bor
thing <i>n</i> [θɪŋ]	narsa, buyum
this <i>pron</i> [ðɪs]	bu, shu
thirteen <i>num</i> ['θɜ:ti:n]	o'n uch
thirty <i>num</i> ['θɜ:ti]	o'ttiz
thirty-one <i>num</i> ['θɜ:ti 'wʌn]	o'ttiz bir
three <i>num</i> [θri:]	uch
Thursday <i>n</i> ['θɜ:zdi]	payshanba
tiger <i>n</i> ['taɪgə]	yo'lbars
time <i>n</i> [taɪm]	vaqt
tired <i>adj</i> [taɪd]	charchagan
to <i>prep</i> [tu, tə, tu:]	-ga
toe <i>n</i> [təʊ]	oyoq barmog'i
tooth <i>n</i> [tu:θ]	tish
tomato <i>n</i> [tə'mɑ:təʊ]	pomidor
toy <i>n</i> [tɔɪ]	o'yinchoq
tractor <i>n</i> ['træktə]	traktor
train <i>n</i> [treɪn]	poyezd
trainers <i>n</i> ['treɪnəz]	krossovka
tree <i>n</i> [tri:]	daraxt

trousers *n* ['traʊzəz]
T-shirt *n* ['ti:ʃɜ:t]
Tuesday *n* ['tju:zdi]
twelve *num* [twelv]
twenty *num* ['twenti]
twenty-one *num*
['twenti 'wʌn]
two *num* [tu:]

U u

under *prep* ['ʌndə]
unit *n* ['ju:nɪt]
Uzbek *n* ['ʊzbek]
Uzbekistan *n*
['ʊzbekɪ'stɑ:n]

V v

vase *n* [vɑ:z]
volleyball *n* ['vɒlibɔ:l]

W w

wall *n* [wɔ:l]
want *v* [wɒnt]
watch TV *v* ['wɒtʃ'ti:'vi:]
watermelon *n*
['wɔ:təmelən]
we *pron* [wi:]
Wednesday *n* ['wenzdi]
well *adj* [wel]
what *pron* [wɒt]
white *adj* [waɪt]
who *pron* [hu:]
window *n* ['wɪndəʊ]
wish *n, v* [wɪʃ]
with *prep* [wɪð]
wolf *n* [wʊlf]
word *n* [wɜ:d]

shim
futbolka
seshanba
o'n ikki
yigirma
yigirma bir

ikki

ostida, tagida
bo'lim
o'zbek; o'zbek tili
O'zbekiston

vaza, guldon
voleybol

devor
xohlamoq
televizor ko'rmoq
tarvuz

biz
chorshanba
yaxshi
nima; qanday
oq
kim, qaysi
deraza
tilak; tilamoq
bilan
bo'ri
so'z

wordlist *n* ['wɜ:dɪst]
write *v* [raɪt]

Y y

yellow *adj* ['jeləʊ]
yes *interj* [jes]
you *pron* [ju:, jə]
your *pron* [jɔ:]

Z z

zebra *n* ['zi:brə]
zoo *n* [zu:]

lugʻat
yozmoq

sariq rang
ha
sen, siz
sening, sizning

zebra
hayvonot bogʻi

K 40 **Kids' English:** o'quv nashri. 2-sinf. S.Xan [va boshq.]. — Toshkent: «O'zbekiston», 2018. — 120 b.

ISBN 978-9943-28-043-4

UO'K: 811.111(075)
KBK 81.2Ingl

O'quv nashri

**Svetlana Xan, Lutfullo Jo'rayev,
Klara Inogamova, Oysara Maxsudova**

Kids' English

Qayta ishlangan uchinchi nashri

Umumiy o'rta ta'lim maktablarining 2-sinfi uchun darslik

Rassomlar: *Yu. Gabzalilov, I. Xolxo'jayev, F. Iskandarov, R. Zufarov, B. Zufarov*

Dizayner va badiiy muharrir *Sh. Xo'jayev*
Muharrirlar: *K. Inagamova, J. Karamatov*
Texnik muharrir *T. Xaritonova*
Musahhihlar: *K. Inagamova, N. Abdurahmonova*
Kichik muharrir *G. Yeraliyeva*
Kompyuterda sahifalovchi *A. Sulaymonov*

Nashriyot litsenziyasi AI № 158, 14.08.2009.

Bosishga 2018-yil 12-aprelda ruxsat etildi. Qog'oz formati 60x90¹/₈. Ofset qog'oz. «Virtec Pragmatica Uz» garniturada ofset usulida bosildi. Kegli 16, 14. Shartli bosma tabog'i 15,00. Nashr tabog'i 19,00.

Adadi 462 362 nusxa. Buyurtma № 18-229.

O'zbekiston Matbuot va axborot agentligining «O'zbekiston» nashriyot-matbaa ijodiy uyi.
100011, Toshkent, Navoiy ko'chasi, 30.

Telefon: (371) 244-87-55, 244-87-20. Faks: (371) 244-37-81, 244-38-10.
e-mail: uzbekistan@iptd-uzbekistan.uz www.iptd-uzbekistan.uz

Darslik holatini ko'rsatuvchi jadval

No	O'quvchining ismi, familiyasi	O'quv yili	Darslikning olingandagi holati	Sinf rahbarining imzosi	Darslikning topshirilgandagi holati	Sinf rahbarining imzosi
1.						
2.						
3.						
4.						
5.						
6.						

Darslik ijaraga berilib, o'quv yili yakunida qaytarib olinganda yuqoridagi jadval sinf rahbari tomonidan quyidagi baholash mezonlariga asosan to'ldiriladi:

Yangi	Darslikning birinchi marotaba foydalanishga berilgandagi holati.
Yaxshi	Muqova butun, darslikning asosiy qismidan ajralmagan. Barcha varaqlari mavjud, yirtilmagan, ko'chmagan, betlarida yozuv va chiziqalar yo'q.
Qoniqarli	Muqova ezilgan, birmuncha chizilib chetlari yedirilgan, darslikning asosiy qismidan ajralish holati bor, foydalanuvchi tomonidan qoniqarli ta'mirlangan. Ko'chgan varaqlari qayta ta'mirlangan, ayrim betlarga chizilgan.
Qoniqarsiz	Muqova chizilgan, yirtilgan, asosiy qismidan ajralgan yoki butunlay yo'q, qoniqarsiz ta'mirlangan. Betlari yirtilgan, varaqlari yetishmaydi, chizib, bo'yab tashlangan. Darslikni tiklab bo'lmaydi.

wordlist *n* ['wɜ:dɪst]
write *v* [raɪt]

lugʻat
yozmoq

Y y

yellow *adj* ['jeləʊ]
yes *interj* [jes]
you *pron* [ju:, jə]
your *pron* [jɔ:]

sariq rang
ha
sen, siz
sening, sizning

Z z

zebra *n* ['zi:brə]
zoo *n* [zu:]

zebra
hayvonot bogʻi

K 40

Kids' English: o'quv nashri. 2-sinf. S.Xan [va boshq.]. — Toshkent: «O'zbekiston», 2018. — 120 b.

ISBN 978-9943-28-043-4

UO'K: 811.111(075)
KBK 81.2Ingl

O'quv nashri

**Svetlana Xan, Lutfullo Jo'rayev,
Klara Inogamova, Oysara Maxsudova**

Kids' English

Qayta ishlangan uchinchi nashri

Umumiy o'rta ta'lim maktablarining 2-sinf uchun darslik

Rassomlar: *Yu. Gabzalilov, I. Xolxo'jayev, F. Iskandarov, R. Zufarov, B. Zufarov*

Dizayner va badiiy muharrir *Sh. Xo'jayev*
Muharrirlar: *K. Inagamova, J. Karamatov*
Texnik muharrir *T. Xaritonova*
Musahhihlar: *K. Inagamova, N. Abdurahmonova*
Kichik muharrir *G. Yeraliyeva*
Kompyuterda sahifalovchi *A. Sulaymonov*

Nashriyot litsenziyasi AI № 158, 14.08.2009.

Bosishga 2018-yil 12-aprelda ruxsat etildi. Qog'oz formati 60x90¹/₈. Ofset qog'oz. «Virtec Pragmatica Uz» garniturada ofset usulida bosildi. Kegli 16, 14. Shartli bosma tabog'i 15,00. Nashr tabog'i 19,00.

Adadi 59 216 nusxa. Buyurtma № 18-230.

O'zbekiston Matbuot va axborot agentligining «O'zbekiston» nashriyot-matbaa ijodiy uyi.
100011, Toshkent, Navoiy ko'chasi, 30.

Telefon: (371) 244-87-55, 244-87-20. Faks: (371) 244-37-81, 244-38-10.
e-mail: uzbekistan@iptd-uzbekistan.uz www.iptd-uzbekistan.uz